

PLAYER BIOGRAPHIES





Linebacker
6-0, 245, So.
Silver Springs, Md.
IMG Academy (Fla.)

JORDAN ANTHONY

Freshman (2017) ... did not see game action.

Prep ... attended IMG Academy (2017) coached by Kevin Wright ... helped lead IMG Academy to undefeated seasons in 2015 and 2016 ... **Key Statistics** ... recorded 79 tackles, five tackles for loss, 0.5 sacks, and three passes defended as a senior ... carried the ball 43 times for 241 yards and three touchdowns as a junior ... **Honors and Rankings** ... Rivals five-star prospect, rated as the No. 26 overall player nationally and the No. 1 inside linebacker prospect in the country ... ESPN four-star prospect, ranked No. 62 overall and the No. 9 athlete in the nation ... 247.com four-star recruit, ranked No. 107 nationally and the No. 21 player in Florida ... PrepStar four-star recruit and ranked as the No. 146 overall prospect in the country ... member of the PrepStar Top 150 Dream Team ... attended the 2016 The Opening in Beaverton, Oregon.

Personal ... Jordan Anthony was born July 6, 1998 ... attended the same high school as U-M center Cesar Ruiz ... enrolled in the College of Literature, Science and the Arts.




Long Snapper
6-0, 217, So.
Lewiston, Idaho
Lewiston HS

MATT BALDECK

Freshman (2017) ... did not see game action.

Prep ... attended Lewiston High School (2017) coached by Shawn Nilsson ... **Honors and Rankings** ... first-team All-Inland Empire League ... competed in the Top 12 and Event Elite Camp at the IMG Academy in Florida ... Chris Sailer Kicking 4.5-star player ranking ... won the Rubio Long Snapping Camp in Washington in October 2016 ... labeled as one of the most powerful long snappers in the country.

Personal ... Matthew Baldeck was born October 21, 1998 ... son of Michael and Karen Baldeck ... enrolled in the College of Literature, Science and the Arts.



Wide Receiver
6-3, 215, So.
Hamden, Conn.
Cheshire Academy

TARIK BLACK *

Freshman (2017) ... earned first varsity letter ... played in three games, starting all three contests at receiver ... caught 11 passes for 149 yards and scored one touchdown ... made his collegiate debut and first career start against Florida at the Advocare Classic (Sept. 2), catching two passes for 83 yards and one touchdown ... scored his first career touchdown on a 46-yard reception against the Gators ... made four receptions for 11 yards against Cincinnati (Sept. 9) ... hauled in a career-high five receptions for 55 yards against Air Force (Sept. 16) ... injured at the end of the Air Force game and missed the remainder of the season.

Prep ... attended Cheshire Academy (2017) coached by David Dykeman ... **Key Statistics** ... recorded 40 receptions for 703 yards and 11 touchdowns while rushing for 150 yards as a senior ... helped lead Cheshire to an 8-2 record in 2016 and closed the year with a victory in the Wayne Sanborn Bowl ... caught 57 passes for 926 yards and 12 touchdowns as a sophomore ... **Honors and Rankings** ... played in the 2017 U.S. Army All-American Bowl ... member of USA Today's 2016 All-USA Connecticut Football Team ... named to the New England Preparatory School Athletic Council All-New England Class A squad ... 247.com four-star prospect, rated the No. 122 player nationally, No. 1 player in Connecticut, and the No. 17 receiver in the country ... Rivals four-star recruit, ranked No. 76 nationally and the No. 10 receiver ... ESPN four-star recruit, ranked No. 81 nationally and the No. 31 receiver ... PrepStar four-star recruit, member of the PrepStar Top 150 Dream Team and ranked as No. 123 prospect nationally.

Personal ... Tarik Black was born February 10, 1998 ... enrolled in the College of Literature, Science and the Arts.

Tarik Black's Career Receiving Statistics

Year	GP/GS	No.	Yards	Avg.	Per/Game	TD	Long
2017	3/3	11	149	13.5	49.7	1	46
Career	3/3	11	149	13.5	49.7	1	46



Offensive Line
6-5, 320, Jr.
Hartland, Wis.
Arrowhead HS

BEN BREDEON **

At Michigan ... two-year letterman and starter at left guard ... 2017 Academic All-Big Ten Conference ... 2017 second-team All-Big Ten by the coaches and media ... has appeared in 25 career games with 20 starts at left guard.

Sophomore (2017) ... Academic All-Big Ten ... All-Big Ten second team (coaches and media) ... started at left guard in all 12 regular season games ... named the team's offensive lineman of the game for his play against Air Force (Sept. 16) and Minnesota (Nov. 4) ... made his 20th career start at left guard in the season finale against Ohio State (Nov. 25) ... missed the Outback Bowl against South Carolina (Jan. 1) due to injury.

Freshman (2016) ... earned first varsity letter ... Football Writers Association of America Freshman All-American ... All-Big Ten honorable mention (coaches and media) ... played in all 13 contests and made eight starts at left guard ... made collegiate debut as backup left guard against Hawaii (Sept. 3) ... saw playing time at left guard vs. UCF (Sept. 10) and Colorado (Sept. 17) ... made Big Ten debut against Penn State (Sept. 24) ... contributed on special teams vs. Wisconsin (Oct. 1) ... started at left guard against Rutgers (Oct. 8), Illinois (Oct. 22), Michigan State (Oct. 29), Maryland (Nov. 5), Iowa (Nov. 12), Indiana (Nov. 19) and Ohio State (Nov. 26) ... made first career post-season start, earning the nod at left guard against Florida State in the Orange Bowl (Dec. 30).

Prep ... attended Arrowhead High School (2016) coached by Greg Malling ... helped team to WIAA Division 1 state championships in 2012 and 2013 and state runner-up finishes in 2014 and 2015 ... **Honors and Rankings** ... participated in the Under Armour All-American Game ... Gatorade High School Player of the Year in the state of Wisconsin ... USA Today High School All-America first team ... MaxPreps first-team All-American ... Joe Thomas Award Winner as the top offensive lineman in the state of Wisconsin ... first offensive lineman in conference history to be named the Offensive Player of

the Year ... 2014 and 2015 WFCB first team all-state selection ... ESPN four-star prospect and rated as the 50th-best player nationally in the ESPN300 ... listed as the fourth-best offensive tackle nationally and the No. 1 prospect in the state of Wisconsin by ESPN ... four-star prospect by Rivals.com; second-best offensive tackle prospect in the country and the No. 1 overall player in the state of Wisconsin ... Scout.com four-star prospect; rated as 36th-rated overall player nationally and the No. 1 offensive guard in the country ... PrepStar Magazine Top 150 Dream Team, the nation's No. 44 overall player and a five-star prospect.

Personal ... Ben Bredeson was born February 20, 1998 ... brother, Jack, plays on the Michigan baseball team ... enrolled in the College of Literature, Science and the Arts, majoring in psychology.



Fullback
6-0, 232, So.
Solon, Ohio
Solon HS

MATT BROWN

Freshman (2017) ... did not see game action.

Prep ... attended Solon High School (2017) coached by Jim McQuaide ... Academic All-Ohio (2017), Honor Roll student and National Honor Society member ... National Football Foundation Scholar Athlete ... Medallion Award Winner (highest GPA on any team) ... **Key Statistics** ... collected 155 tackles, 22 for loss, along with 2 interceptions and 3 fumble recoveries as a senior ... led Solon High School to an 10-2 record and advancing to the Division 1 Regional semifinals ... **Honors and Rankings** ... USA Today All-Ohio Defensive Player of the Year ... named Ohio's Division I Defensive Player of the Year by the Associated Press ... member of Maxpreps 2016 Football All American team ... OHSAA Defensive Player of the Year honors ... also lettered in lacrosse, where he was two-time ... All-State (second team, senior; third team, junior) and was Defensive MVP as a junior and Team MVP as a senior ... two-time All-Greater Cleveland Conference and two-time first team All-Northeast region honoree.

Personal ... Matthew Brown was born May 14, 1999 ... son of Peter and Stefanie Brown ... brother, Alex, plays lacrosse at Albion, and also has a sister, Maggie ... enrolled in the College of Literature, Science and the Arts.



Linebacker
5-11, 233, Jr.
Pembroke Pines, Fla.
Flanagan HS

DEVIN BUSH **

At Michigan ... two-year letterman ... 2017 Academic All-Big Ten Conference ... 2017 second-team All-American ... 2017 Butkus Award finalist ... 2017 All-Big Ten first team selection by the coaches and second-team honoree from the media ... has played in 26 career contests, including 20 games at linebacker, with 13 starts ... contributed 114 tackles, 10 tackles for loss, five sacks, one interception and nine pass breakups during his career.

Sophomore (2017) ... Roger Zatkoff Award winner as the team's top linebacker ... Academic All-Big Ten ... Walter Camp Football Foundation All-America second team ... Associated Press All-America third team ... Butkus Award finalist ... All-Big Ten first team (coaches) ... All-Big Ten second team (media) ... named to the watch list for the Bednarik Award ... led team with 102 tackles on the season, including 9.5 TFLs, five sacks, one interception and nine PBUs ... tallied a sack in the first four games of the year ... also contributed on special teams units ... made his first collegiate start at linebacker against Florida at the Advocare Classic (Sept. 2), contributing seven stops and career highs in TFLs (2.5) and sacks (1.5) ... registered seven tackles with five solo stops against Cincinnati (Sept. 9), adding one sack and his first career pass breakup ... made a career-high 12 tackles with a career-high seven solo stops and one sack against Air Force (Sept. 16) ... recorded seven tackles, one sack and a career-high three pass breakups at Purdue (Sept. 23) ... registered eight stops against Michigan State (Oct. 7) ... tallied nine tackles and two PBUs at Indiana (Oct. 14) ... credited with six stops at Penn State (Oct. 21) ... led the team with 11 tackles against Rutgers (Oct. 28), including two TFLs and half a sack ... racked up 10 tackles and an assisted TFL vs. Minnesota (Nov. 4) ... made five tackles, one TFL and broke up two passes at Maryland (Nov. 11) ... registered seven tackles, half a TFL and one PBU at Wisconsin (Nov. 18); intercepted his first career pass ... credited with five stops vs. Ohio State (Nov. 25) ... tallied eight tackles against South Carolina in the Outback Bowl (Jan. 1).

Freshman (2016) ... earned first varsity letter ... played in all 13 games on special teams and saw action at linebacker in seven contests ... contributed 12 tackles and an assisted tackle for loss ... made collegiate debut vs. Hawaii (Sept. 3), playing

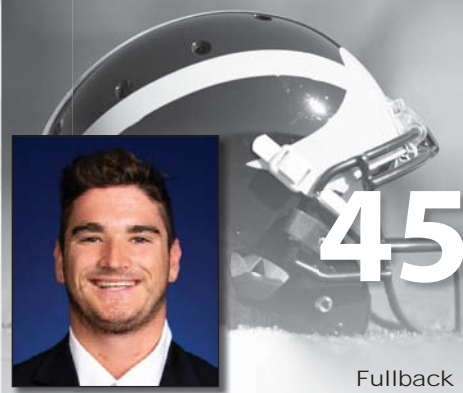
linebacker and contributing on special teams units ... made two stops against the Rainbow Warriors ... made one solo tackle on special teams vs. UCF (Sept. 10) ... assisted on two stops against Colorado (Sept. 17) ... contributed on special teams units against Penn State (Sept. 24) and Wisconsin (Oct. 1) ... assisted on two tackles and a TFL at Rutgers (Oct. 8) ... played linebacker and special teams against Illinois (Oct. 22) ... registered a solo tackle at Michigan State (Oct. 29), also contributing on special teams ... made three solo stops against Maryland (Nov. 5) ... played on special teams units at Ohio State (Nov. 26) ... assisted on a tackle vs. Florida State in the Orange Bowl (Dec. 30), seeing action at linebacker and on special teams.

Prep ... attended Flanagan High School (2016) coached by Devin Bush Sr. ... helped guide Flanagan HS to the FHSAA Class 8A state championship in 2015 ... **Key Statistics** ... registered 67 tackles, nine tackles for loss and 1.5 sacks during his senior year ... registered 67 tackles and 4.5 sacks in just 10 games played as a junior ... totaled 114 tackles, two sacks and three interceptions as a sophomore ... notched 80 tackles his freshman year ... **Honors and Rankings** ... rated as a four-star prospect by Rivals.com, the No. 25 prospect in Florida and No. 171 prospect nationally ... ESPN four star prospect, No. 31 prospect in Florida and No. 181 overall in ESPN300 ... Scout.com three star prospect; listed as the 13th-best inside linebacker nationally and the second-best inside linebacker in the state of Florida ... High School Butkus Award semifinalist ... PrepStar Magazine All-American; the 210th-rated overall player in the nation and the 16th-best outside linebacker prospect ... participated in the 2016 Under Armour All-American Game ... earned Class 8A first-team all-state honors as a junior and senior.

Personal ... Devin Bush Jr. was born on July 18, 1998 ... father, Devin Bush Sr., played at Florida State and won Super Bowl XXXIV with St. Louis Rams; sister Deja plays softball at Florida State ... high School teammates with fellow Wolverines Devin Gil and Josh Metellus ... enrolled in the College of Literature, Science and the Arts, majoring in general studies.

Bush's Career Defensive Statistics

Year	GP/GS	S-A-TT	TFL	Sacks	Int.	FR	PBU
2016	13/0	6-6-12	0.5-0	0-0	0-0	0-0	0
2017	13/13	38-64-102	9.5-47	5-39	1-0	0-0	9
Career	26/13	44-70-114	10-47	5-39	1-0	0-0	9



45
Fullback
6-2, 232, Jr.
Newport Beach, Calif.
Corona Del Mar HS

PETER BUSH

Sophomore (2017) ... did not see game action ... switched from linebacker to fullback in the middle of the season ... moved to jersey #45.

Freshman (2016) ... did not see game action.

Prep ... attended Corona Del Mar High School (2016) coached by Dan O'Shea ... **Key Statistics** ... brought in 62 receptions for 915 receiving yards and 15 touchdowns in his senior season.

Personal ... Peter Bush was born March 30, 1998 ... brother, Sam Bush, plays football for Notre Dame ... enrolled in the College of Literature, Science and the Arts, majoring in sociology.



76
Offensive Line
6-6, 318, 5th Sr.
Paramus, N.J.
Paramus Catholic

JUWANN BUSHELL-BEATTY***

At Michigan ... three-year letterman ... has appeared in 25 games as a reserve offensive lineman and special teams contributor with eight starts (one at left and seven at right tackle).

Senior (2017) ... earned third varsity letter ... played in 12 games and started seven contests at right tackle ... contributed on special teams against Florida at the Advocare Classic (Sept. 2), Cincinnati (Sept. 9), Air Force (Sept. 16) and Purdue (Sept. 23)

... played right tackle and contributed on special teams against Michigan State (Oct. 7) ... started at right tackle against Indiana (Oct. 14), Penn State (Oct. 21), Rutgers (Oct. 28), Minnesota (Nov. 4), Maryland (Nov. 11), Wisconsin (Nov. 18) and Ohio State (Nov. 25) ... did not participate in the Outback Bowl against South Carolina (Jan. 1).

Junior (2016) ... earned second varsity letter ... started at left tackle in one contest ... appeared in eight games on field goal protection unit and played offensive line in eight contests ... played as a backup at left tackle against Hawaii (Sept. 3) and UCF (Sept. 10) ... took snaps at left tackle against Penn State (Sept. 24) ... replaced an injured Grant Newsome at left tackle vs. Wisconsin (Oct. 1) ... played the most snaps of his career against the Badgers ... started at left tackle against Rutgers (Oct. 8) ... took reps at left tackle vs. Illinois (Oct. 22) ... saw time at left tackle at Michigan State (Oct. 29) ... played as a sixth lineman and as a left tackle on the second unit against Maryland (Nov. 5) and Indiana (Nov. 19).

Sophomore (2015) ... earned first varsity letter ... appeared in four games as a reserve offensive lineman ... made his Wolverine debut against UNLV (Sept. 19) ... also saw action against BYU, Maryland and Rutgers.

Freshman (2014) ... did not see game action.

Prep ... attended Paramus Catholic High School (2014) coached by Chris Partridge ... helped team to back-to-back NJSIAA/Atlantic Health Non-Public Group 4 state titles during junior and senior seasons ... **Honors and Rankings** ... participated in the 2014 Under Armour All-American Game.

Personal ... Juwann Bushell-Beatty was born on June 18, 1996 ... enrolled in the College of Literature, Science and the Arts, majoring in sociology.



44
Running Back
5-10, 204, Jr.
Farmington Hills, Mich.
Harrison HS

JARED CHAR

Sophomore (2017) ... Academic All-Big Ten Conference ... did not see game action ... named Scout Team Offensive Player of the Week for his role in helping his teammates prepare for the game against Purdue.

Personal ... Jared Char was born May 30, 1998 ...

enrolled in the Ross School of Business, majoring in business administration.



33
Long Snapper
6-4, 235, Jr.
New Albany, Ohio
Gahanna Lincoln HS

CAMARON CHEESEMAN*

Sophomore (2017) ... earned first varsity letter ... team's starting long snapper on punts and field goals in all 13 games ... made his collegiate debut and first career start against Florida at the Advocare Classic (Sept. 2) ... handled snaps on punts against Ohio State (Nov. 25) ... saw first career bowl action as starting snapper against South Carolina in the Outback Bowl (Jan. 1).

Freshman (2016) ... did not see game action.

Prep ... attended Gahanna Lincoln High School (2016) coached by Bruce Ward ... Academic Excellence Award ... **Honors and Rankings** ... ESPN two-star prospect, No. 10 long snapper nationally ... participated in the 2016 Semper Fidelis All-American Bowl ... 2015 Tyler Grassman Special Team Award Winner ... **Other Sports** ... lettered in baseball.

Personal ... Camaron Cheeseman was born April 26, 1998 ... enrolled in the College of Literature, Science and the Arts, majoring in biology, health and society.



Defensive Back
6-1, 201, Jr.
Royal Oak, Mich.
Orchard Lake St. Mary's HS

TYLER COCHRAN

Sophomore (2017) ... Academic All-Big Ten Conference ... did not see game action.

Freshman (2016) ... did not see game action.

Prep ... attended Orchard Lake St. Mary's High School (2016) coached by George Porritt ... helped lead the Eagles to two consecutive state championships ... key blocker and leader in Orchard Lake St. Mary's 12-1 state championship season.

Personal ... Tyler Cochran was born on October 21, 1997 ... father, Brad, played football for Michigan from 1981-1985 ... enrolled in the Ross School of Business, majoring in business administration.



Wide Receiver
6-4, 218, So.
Birmingham, Ala.
Clay-Chalkville HS

NICO COLLINS*

Freshman (2017) ... earned first varsity letter ... played in four games with one start at receiver ... caught three passes for 27 yards ... saw first action at wide receiver against Penn State (Oct. 21) ... made first career reception for 12 yards vs. Rutgers (Oct. 28) ... played receiver vs. Minnesota (Nov. 4) ... made first career start and caught two passes for 15 yards against South Carolina in the Outback Bowl (Jan. 1).

Prep ... attended Clay-Chalkville High School (2017) coached by Jerry Hood ... helped lead Clay-Chalkville to the Alabama Division 6A State Championship in 2014 ... **Key Statistics** ... caught 60 passes for 1,103 yards and 16 touchdowns as a junior ... caught 43 passes for 865 yards and 9 touchdowns as a senior ... **Honors and Rankings** ... 247.com four-star prospect, rated No. 135 nationally and No. 5 in Alabama ... ESPN four-star recruit, ranked No. 150 nationally and the No. 21 wide receiver ... Scout four-star prospect, ranked No. 178 overall and the No. 2 wide receiver in Alabama ... PrepStar Magazine Dream Team and No. 134 player nationally ... selected to the Mississippi-Alabama All-Star Game ... played in the Polynesian Bowl All-Star Game ... Alabama Sports Writers Association 2016 All-State First Team.

Personal ... Nico Collins was born March 19, 1999 ... enrolled in the College of Literature, Science and the Arts.

Nico Collins' Career Receiving Statistics

Year	GP/GS	No.	Yards	Avg.	Per/Game	TD	Long
2017	4/1	3	27	9.0	6.8	0	13
Career	4/1	3	27	9.0	6.8	0	13



Defensive Back
6-1, 202, So.
Frankenmuth, Mich.
Frankenmuth HS

JARED DAVIS

Freshman (2017) ... did not see game action ... named Scout Team Special Teams Player of the Game for his role in helping the special teams units prepare for Maryland.

Prep ... attended Frankenmuth High School (2017) coached by Phil Martin ... graduated with honors; honor roll member ... led Frankenmuth to an 11-2 record and advanced to the Division 5 state semifinals ... **Key Statistics** ... completed 62-of-110 passes for 1,225 yards, 13 touchdowns and four interceptions, while rushing 161 times for 966 yards and 16 TDs as a senior ... logged 70 tackles, one sack, one tackle for a loss, four interceptions, one forced fumble, and one fumble recovery on defense during senior year ... passed for 257 yards and two TDs along with rushing for 587 yards and 13 touchdowns and three receiving touchdowns as a junior ... recorded 81 tackles along with five pass deflections, and four interceptions as a junior ... rushed for 357 yards and scored six touchdowns along with 68 tackles, and three interceptions as a sophomore ... **Honors and Rankings** ... 2015 first-team all-area defensive back ... named to Saginaw News Defensive Dream Team in 2015 ... first-team all-conference safety and running back as a senior

... 2014 first-team all-conference running back and honorable mention all-conference at safety ... **Other Sports** ... lettered in basketball, baseball and track ... two-time District Champions in basketball, and earned All-Tri Valley Conference honorable mention ... won one district title and a Tri Valley Conference Championship in baseball ... all-state finisher (third place), all-conference finisher and helped his team to a regional championship in track and field.

Personal ... Jared Davis was born November 2, 1998 ... son of Scott and Leanne Davis ... father, Scott, played football at Northwood (1979-82) and mother, Leanne, played softball at Concordia Chicago (1986-89) ... attended the same high school as fullback Nick Volk ... enrolled in the College of Literature, Science and the Arts.



Defensive Line
6-3, 240, Jr.
Bowling Green, Ky.
Bowling Green HS

DANE DROBOCKY

Sophomore (2017) ... Academic All-Big Ten Conference ... did not see game action ... named the Scout Team Player of the Week on defense vs. Minnesota (Nov. 4).

Freshman (2016) ... did not see game action.

Prep ... attended Bowling Green High School (2016) coached by Kevin Wallace ... **Key Statistics** ... hauled in eight catches for 75 yards through 11 games his senior year.

Personal ... Dane Drobocky was born January 9, 1998 ... enrolled in the College of Literature, Science and the Arts, majoring in biology, health and society.



Linebacker
6-2, 233, Sr.
Bloomfield Hills, Mich.
Brother Rice HS

JACK DUNAWAY

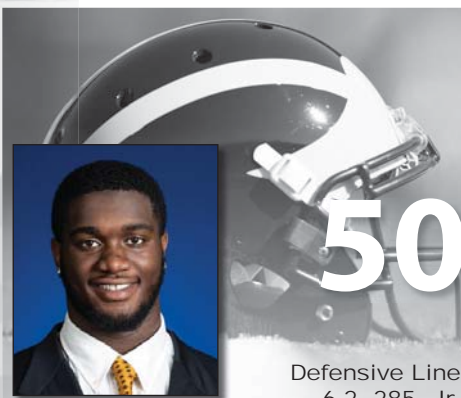
Junior (2017) ... Academic All-Big Ten Conference ... did not see game action ... named the Scout Team Player of the Week on defense vs. Indiana (Oct. 14).

Sophomore (2016) ... did not see game action ... named the Special Teams Scout Team Player of the Week vs. Illinois (Oct. 22) and Indiana (Nov. 19).

Freshman (2015) ... earned U-M Athletic Academic Achievement ... did not see game action.

Prep ... attended Brother Rice High School (2015) coached by David Sofran.

Personal ... Jack Dunaway was born November 7, 1996 ... father, Craig, was a three-year letterman at tight end for the Wolverines (1980-82) ... enrolled in the School of Kinesiology, majoring in sports management.



Defensive Line
6-2, 285, Jr.
Wayne, N.J.
DePaul Catholic HS

MICHAEL DWUMFOUR *

At Michigan ... 2017 letterman ... has appeared in 10 career games along the defensive line ... contributed six tackles, two tackles for loss and an assisted sack during his career.

Sophomore (2017) ... earned first varsity letter ... played in nine games as a backup defensive lineman ... assisted on four tackles, including one tack-

le for loss and half a sack ... saw action as a reserve defensive tackle vs. Cincinnati (Sept. 9), assisting on a tackle ... earned snaps as a reserve defensive tackle against Purdue (Sept. 23), Michigan State (Oct. 7), Indiana (Oct. 14), Minnesota (Nov. 4) and Wisconsin (Nov. 18) ... made two assisted tackles with his first career TFL, a half-tackle for loss, at Penn State (Oct. 21) ... recorded one assisted tackle, and split a sack and tackle for loss against Rutgers (Oct. 28) ... played defensive tackle against South Carolina in the Outback Bowl (Jan. 1).

Freshman (2016) ... played in one game before injury sidelined him for the season ... made collegiate debut at defensive tackle against Hawaii (Sept. 3), tallying two solo tackles and one tackle for loss ... was named Scout Team Defensive Player of the Week for the game against Illinois (Oct. 22).

Prep ... attended DePaul Catholic High School (2016) coached by John McKenna ... led DePaul Catholic Spartans to back to back Non-Public Group 2 State Championships ... **Key Statistics** ... Tallied 59 tackles, 24 tackles for loss and seven sacks with 16 QB hurries as a senior ... posted 42 tackles, eight for loss, three sacks and 10 QB hurries during junior year ... totaled 22 tackles, two sacks and two fumble recoveries as a sophomore at Scotch Plains-Fanwood ... **Honors and Rankings** ... Rivals three-star prospect and rated as the No. 24 recruit in the state of New Jersey ... Scout.com three-star prospect and listed as the No. 68 defensive tackle prospect in the country ... three-star recruit by ESPN, rated as the No. 48 defensive tackle and No. 15 prospect in the state of New Jersey ... ranked No. 19 in the NJ.com 2015 Top 50 Players in the state of New Jersey.

Personal ... Michael Dwumfour was born January 1, 1998 ... enrolled in the College of Literature, Science and the Arts, majoring in general studies.

Michael Dwumfour's Career Defensive Statistics

Year	GP/GS	S-A-TT	TFL	Sacks	Int.	FR	PBU
2016	1/0	2-0-2	1-1	0-0	0-0	0-0	0
2017	9/0	0-4-4	1-4	0.5-2	0-0	0-0	0
Career	10/0	2-4-6	2-5	0.5-2	0-0	0-0	0



Running Back
5-9, 200, Gr.
Chelsea, Mich.

BERKLEY EDWARDS

Fifth-year Senior (2017) ... played in nine games at Central Michigan, primarily as a kick returner ... returned 20 kickoffs for 336 yards ... ran the ball three times for 16 yards at Ohio (Oct. 7) ... had a season-high six returns for 105 yards vs. Toledo

(Oct. 14).

Senior (2016) ... sat out after transferring from Minnesota ... named CMU's Offensive Scout Team Player of the Year.

Junior (2015) ... rushed five times for 29 yards at Purdue (Oct. 10) ... played at Ohio State (Nov. 7).

Sophomore (2014) ... played in 12 games and started two contests ... carried the ball 30 times for 140 yards and scored two touchdowns ... caught three passes for 24 yards ... rushed four times for 60 yards and scored two touchdowns in career debut against Eastern Illinois (Aug. 28) ... gained 17 yards against Middle Tennessee (Sept. 6) and six yards at TCU (Sept. 13) ... carried three times for nine yards vs. San Jose State (Sept. 20) ... played at Michigan (Sept. 27) and against Northwestern (Oct. 11) and Purdue (Oct. 18) ... had a four-yard run at Illinois (Oct. 25) ... gained 35 yards on eight carries at Iowa (Nov. 8) ... gained 11 yards at Nebraska (Nov. 22) ... hauled in a 21-yard reception against Missouri (Jan. 1) in the Buffalo Wild Wings Citrus Bowl.

Freshman (2013) ... did not see game action.

Prep ... attended Chelsea High School (2013) coached by Jeremy Barkey ... **Key Statistics** ... rushed for 1,329 yards and scored 21 touchdowns as a senior ... gained 1,584 yards and tallied 18 touchdowns junior year ... **Honors and Rankings** ... earned first-team all-state honors as a senior ... three-star prospect according to Rivals.com and Scout.com ... rated as the No. 63 running back nationally and the No. 15 overall prospect in Michigan according to ESPN ... ranked as the No. 13 prospect in Michigan according to Rivals.com ... rated as the No. 71 running back in the nation by Scout.com ... **Other Sports** ... state track champion in the 60-meter, 100-meter and 200-meter dashes ... member of the winning 4x100 meter relay team at the junior Olympics.

Personal ... Berkley Edwards was born March 7, 1995 ... son of Stan and Carolyn Edwards ... father, Stan, was a running back at Michigan and played for the Detroit Lions and Houston Oilers in the NFL ... brother, Braylon, was a Michigan record-setting receiver and former NFL first-round draft pick ... brother, Bailey, is a member of the Central Michigan football team ... enrolled in the Rackham Graduate School, pursuing a master's degree in sport management.



**NICK
EUBANKS ***

Sophomore (2017) ... earned first varsity letter ... played in four games and made one start at tight end ... caught two passes for 61 yards ... switched to jersey #82 from #18 during fall camp ... made career debut vs. Florida in the Advocare Classic (Sept. 2), hauling in two receptions for 61 yards; grabbed a 48-yard career long reception ... saw action at tight end vs. Cincinnati (Sept. 9), Air Force (Sept. 16) and Purdue (Sept. 23) ... started in two tight end set against the Boilermakers ... was injured and missed the remainder of the regular season.

Freshman (2016) ... did not see game action ... switched from jersey #1 to #18.

Prep ... attended American Heritage High School (2016) coached by Mike Rumph ... helped lead the Patriots to a FHSAA 5A state championship as a junior ... **Key Statistics** ... caught 23 passes for a team-high 344 yards with three touchdowns as a senior ... hauled in 26 passes for 408 yards and four scores as a junior ... **Honors and Rankings** ... rated as the No. 11 tight end and No. 36 prospect in the state of Florida by 247Sports ... four star prospect by ESPN, pitted as the No. 2 TE-H in the country and as the 46th-best prospect in Florida ... Rivals.com four star recruit and No. 9 tight end in the 2016 class.

Personal ... Nick Eubanks was born November 21, 1996 ... enrolled in the College of Literature, Science and the Arts, majoring in general studies.



**CHRIS
EVANS ****

Running Back
5-11, 216, Jr.
Indianapolis, Ind.
Ben Davis HS

At Michigan ... two-year letterman ... has played in 26 career games and made three starts ... 2017 All-Big Ten honorable mention by the coaches ... carried the ball 223 times for 1,298 yards (5.8 avg.) and scored 10 rushing touchdowns ... hauled in 22 catches for 244 yards (11.1 avg.) and one touchdown in his career ... has three career 100-yard rushing efforts, including a career-best 191 yards and two rushing TDs against Minnesota (Nov. 4, 2017).

Sophomore (2017) ... earned second varsity letter ... All-Big Ten honorable mention (coaches) ... played in all 13 games and made two starts at tailback ... team's second-leading rusher with 135 carries for 685 yards and six touchdowns ... led the running back corps with 16 receptions for 157 yards and one touchdown ... carried the ball a career-high 22 times for 78 yards against Florida in the Advocare Classic (Sept. 2), his first career start at running back ... registered five carries for 15 yards vs. Cincinnati (Sept. 9) ... carried the ball six times for 30 yards against Air Force (Sept. 16) ... registered 16 total touches at Purdue (Sept. 23), with 14 carries for 97 yards and two receptions for 28 yards ... had his first multi-touchdown game of the season with a 10-yard run and a 49-yard scamper ... gained 27 rushing yards and 14 yards receiving against Michigan State (Oct. 7) ... carried the ball eight times at Indiana (Oct. 14) and four times at Penn State (Oct. 21) ... tallied five carries for 29 yards at Rutgers (Oct. 28) and added a 20-yard touchdown reception ... exploded for a career-high 191 yards on 13 carries with two touchdowns against Minnesota (Nov. 4) ... carried the ball 15 times for 80 yards with two TDs at Maryland (Nov. 11); also added two receptions for 29 yards ... totaled 12 touches for 44 yards at Wisconsin (Nov. 18), his second start at tailback on the year; had a 19-yard reception and 25 yards on the ground ... produced 101 total yards on 11 carries, totaling 67 yards, and five receptions for 34 yards against Ohio State (Nov. 25) ... gained 24 yards rushing and 11 yards receiving against South Carolina in the Outback Bowl (Jan. 1).

Freshman (2016) ... earned first varsity letter ... played in all 13 games and made one start at slot receiver ... team's second-leading rusher with 614 yards on 88 carries with four touchdowns ... averaged a team-best 7.0 yards per carry ... caught six passes for 87 yards ... was the team's Offensive Player of the Game after making his collegiate

debut vs. Hawaii (Sept. 3), rushing eight times for 112 yards and two touchdowns ... scored on runs of 18 and 43 yards ... became just the third true freshmen in school history to rush for 100 yards in their collegiate debut, joining Walter Cross (104 yards) and Chris Perry (103) as players to surpass the century mark ... rushed nine times for 35 yards against UCF (Sept. 10) and added a two-yard reception ... made one catch for three yards and added four carries against Colorado (Sept. 17) ... carried the ball eight times for 56 yards and one TD against Penn State (Sept. 24) and added 34 yards on eight attempts vs. Wisconsin (Oct. 1) ... rushed 11 times for a career-best 153 yards at Rutgers (Oct. 8) ... had a 57-yard career long run against the Scarlet Knights ... had a 16-yard run before leaving the game due to injury vs. Illinois (Oct. 22) ... recorded four runs for 11 yards against Michigan State (Oct. 29) ... stepped out at the half-yard line against Maryland (Nov. 5) after a career-long 56-yard reception ... had 55 all-purpose yards against Iowa (Nov. 12) and was the team's leading rusher ... carried the ball nine times for 39 yards against Indiana (Nov. 19) ... played in his first Ohio State game (Nov. 26), rushing six times for 18 yards ... led team with 49 rushing yards on eight carries vs. Florida State in the Orange Bowl (Dec. 30) ... scored then go ahead touchdown on a 30-yard run against the Seminoles with 1:57 left in the contest.

Prep ... attended Ben Davis High School (2016) coached by Mike Kirschner ... **Key Statistics** ... rushed for 1,115 yards on 188 carries and scored 15 touchdowns as a senior ... caught 40 passes for 511 yards and four touchdowns senior year ... rushed for 1,249 yards on 185 carries with 18 touchdowns junior year ... collected 676 yards on 51 receptions and scored 10 touchdowns as a junior ... tallied 99 rushing attempts for 530 yards and seven scores while hauling in 37 receptions for 440 yards and five scores as a sophomore ... **Honors and Rankings** ... three-star prospect by Rivals.com, rated as the No. 32 RB in the country and No. 7 overall prospect in the state of Indiana ... ESPN three-star prospect and ranked as the No. 8 overall prospect in the state of Indiana ... Scout.com four-star prospect, rated as the No. 11 running back nationally and the fourth-rated running back in the state of Indiana ... PrepStar Magazine All-Midwest Region and a three-star prospect ... 2015 IFCA first-team all-state selection.

Personal ... Chris Evans was born October 5, 1997 ... enrolled in the School of Kinesiology.

Evans' Career Rushing Statistics

Year	GP/GS	Att.	Yards	Avg.	Per/Game	TD	Long
2016	13/1	88	614	7.0	47.2	4	57
2017	13/2	135	685	5.1	52.7	6	67
Career	26/3	223	1,299	5.8	49.9	10	67

Chris Evans' Career Receiving Statistics

Year	GP/GS	No.	Yards	Avg.	Per/Game	TD	Long
2016	13/1	6	87	14.5	6.7	0	56
2017	13/2	16	157	9.8	12.1	1	24
Career	26/3	22	244	11.1	9.4	1	56



41

Linebacker
6-2, 227, So.
Beverly Hills, Mich.
Detroit Country Day HS

**ADAM
FAKIH**

Junior (2017) ... did not see game action.

Prep ... attended Detroit Country Day School (2017) coached by Dan Maclean ... graduated Magna Cum Laude ... led Detroit Country Day to an 13-1 record and advanced to the Division 4 High School State Championship game as a senior ... three-year letterwinner ... **Key Statistics** ... registered 192 tackles, nine sacks, four interceptions and three forced fumbles during his two seasons as a starter ... **Honors and Rankings** ... *Detroit Free Press* All-State honorable mention as a senior ... **Other Sports** ... competed in track and field for two years, earning two varsity letters.

Personal ... Adam Fakh was born November 13, 1999 ... son of Tom and Lobna Fakh ... attended the same high school as former Wolverine receiver Maurice Ways ... enrolled in the College of Literature, Science and the Arts.



34

Tight End
6-5, 247, Sr.
Fowlerville, Mich.
Fowlerville HS

**KENNETH
FERRIS**

Junior (2017) ... Academic All-Big Ten Conference ... did not see game action.

Personal ... Kenneth Ferris was born August 12, 1997 ... enrolled in the College of Literature, Science and the Arts, majoring in neuroscience.



38

Tight End
6-4, 252, Sr.
Lake Orion, Mich.
Cranbrook Kingwood HS

**JOSEPH
FILES**

Junior (2017) ... Academic All-Big Ten Conference ... did not see game action.

Sophomore (2016) ... did not see game action.

Prep ... attended Cranbrook Kingwood High School coached by Joe D'Angelo ... played football, basketball and lacrosse ... starter along the offensive and defensive lines as a junior and senior.

Personal ... Joseph Files was born August 6, 1997 ... enrolled in the College of Literature, Science and the Arts, majoring in biology.



66

Offensive Line
6-6, 341, So.
Aledo, Texas
Aledo HS

**CHUCK
FILIAGA**

Freshman (2017) ... did not see game action.

Prep ... attended Aledo High School (2017) coached by Steve Wood ... led Aledo to the 2016 Texas Division II Class 5A State Championship ... as a senior, led an offensive line that helped the offense produce 3,851 yards through the air and 4,656 yards on the ground in 16 games ... in 6 play-off games, Aledo rushed for 1698 yards, averaging 7.5 yards per carry, as well as throwing for 1165 yards ... **Honors and Rankings** ... ESPN four-star prospect, ranked as the No. 137 prospect nationally and No. 14 at offensive tackle ... Rivals four-star recruit, rated as the No. 118 overall player and the No. 14 prospect in Texas ... 247.com four-star pros-

pect, rated as the No. 98 player nationally and the No. 14 prospect at offensive tackle ... PrepStar four-star recruit and rated as the No. 124 player nationally ... played in the 2017 U.S. Army All-American Bowl ... played in the inaugural Polynesian Bowl on January 22, 2017 ... 2015 and 2016 Texas Class 5A Second-Team All-State ... member of the PrepStar Top 150 Dream Team.

Personal ... Chuck Filiaga was born February 22, 1998 ... enrolled in the College of Literature, Science and the Arts.



59

Linebacker
6-5, 237, 5th Sr.
Kenton, Ohio
Kenton HS

**NOAH
FURBUSH *****

At Michigan ... three-year letterman ... three-time Academic All-Big Ten Conference (2015, '16, '17) ... earned U-M Athletic Academic Achievement ... played in 31 career games with seven starts at linebacker ... amassed 45 tackles, 3.5 tackles for loss, one sack, two fumble recoveries, one interception and two pass breakups during his career.

Senior (2017) ... earned third varsity letter ... Academic All-Big Ten ... played in all 13 games and started seven contests at linebacker ... contributed on special teams in every game ... posted a career-best 30 tackles, 2.5 tackles for loss, one sack, two fumble recoveries, one interception and two pass breakups ... made two stops and recovered a fumble against Florida in the Advocare Classic (Sept. 2); helped seal the win with a fumble recovery in the end zone to score the first points (six) of his career ... assisted on two tackles, including half of one for a loss, against Cincinnati (Sept. 9) ... made five tackles in start vs. Air Force (Sept. 16) ... registered his second career fumble recovery in start at Purdue (Sept. 23) ... started and set a new career high with six tackles against Michigan State (Oct. 7) ... made two stops at Indiana (Oct. 14) ... credited with three tackles, including two solo stops, at Penn State (Oct. 21) ... played on both defense and special teams against Rutgers (Oct. 28) and Wisconsin (Nov. 18) ... made two solo stops, with a four-yard tackle for loss vs. Minnesota (Nov. 4) ... recorded four assisted tackles at Maryland (Nov. 11) ... made two solo stops against Ohio State (Nov. 25) ... contributed first career sack and interception against South Carolina in the Outback Bowl (Jan. 1); returned first career pick 27 yards and posted two tackles.

Junior (2016) ... earned second varsity letter ... Academic All-Big Ten ... missed the first four games due to injury ... played in nine games ... contributed 11 tackles and one tackle for loss ... returned

to action against Wisconsin (Oct. 1), recording two special teams tackles ... posted two stops at Rutgers (Oct. 8), playing linebacker and special teams ... played on special teams against Illinois (Oct. 22) ... assisted on two tackles at Michigan State (Oct. 29), playing linebacker and on special teams ... made one solo tackle and TFL against Maryland (Nov. 5) ... assisted on one stop at Ohio State (Nov. 26) ... assisted on two tackles vs. Florida State in the Orange Bowl (Dec. 30).

Sophomore (2015) ... earned first varsity letter ... Academic All-Big Ten ... earned U-M Athletic Academic Achievement ... played in eight games on special teams ... posted four special teams stops ... tallied tackles at Maryland (Oct. 3), vs. Northwestern (Oct. 10) and Rutgers (Nov. 7) and on the road at Penn State (Nov. 21).

Freshman (2014) ... did not see game action.

Prep ... attended Kenton High School (2014) coached by Mike Mauk ... **Key Statistics** ... recorded 239 tackles, 43.0 tackles for loss, 3.0 sacks and three forced fumbles on defense and hauled in six receptions for 102 yards and one touchdown on offense during career ... posted 124 tackles, 30.0 TFLs, 3.0 sacks, three fumble recoveries and one forced fumble as a senior ... registered 115 tackles and 13.0 TFLs as a junior.

Personal ... Noah Furbush was born October 8, 1995 ... enrolled in the College of Engineering, majoring in aerospace engineering ... earned his pilot's license in summer 2016.

Noah Furbush's Career Defensive Statistics

Year	GP/GS	S-A-TT	TFL	Sacks	Int.	FR	PBU
2015	9/0	3-1-4	0-0	0-0	0-0	0-0	0-0
2016	10/0	3-8-11	1.0-2	0-0	0-0	0-0	0
2017	13/7	13-17-30	2.5-12	1-7	1-27	2-0	2
Career	32/7	19-26-45	3.5-14	1-7	1-27	2-0	2



Defensive Line
6-5, 283, Jr.
Plainfield, N.J.
Paramus Catholic HS

RASHAN GARY**

At Michigan ... two-year letterman ... 2017 Academic All-Big Ten Conference ... 2017 All-Big Ten selection (first team, coaches; second team, media) ... has appeared in 26 career games with 13 starts at defensive end ... needs seven tackles for 100 in his career ... amassed 93 tackles, 17 tackles for loss and seven sacks during his career.

Sophomore (2017) ... earned second varsity letter ... Academic All-Big Ten ... All-Big Ten first team (coaches) ... All-Big Ten second team (media) ...

Richard Katcher Award winner as the team's top defensive lineman ... named to the watch list for the Walter Camp Player of the Year, Bednarik Award, Nagurski Trophy and Ted Hendricks Award ... started all 13 games at defensive end ... contributed a career-best 66 tackles, including 12 tackles for loss, six sacks and one forced fumble ... posted a tackle for loss in 10 of the 13 games and registered a sack in six contests ... made his first career start against Florida in the Advocate Classic (Sept. 2), making three tackles with half a sack ... finished with four stops and half a TFL vs. Cincinnati (Sept. 9) ... tallied a then career-high seven stops with 1.5 TFLs and half a sack against Air Force (Sept. 16) ... assisted on two tackles at Purdue (Sept. 23) ... made a career-high five solo stops in an eight-tackle effort against Michigan State (Oct. 7) ... tallied a then career-best nine tackles at Indiana (Oct. 14), including one sack and 2.5 tackles for loss ... registered two tackles and an assisted TFL at Penn State (Oct. 21) ... contributed five stops with TFLs and one sack against Rutgers (Oct. 28) ... recorded three assisted tackles against Minnesota (Nov. 4) ... made five tackles and an assisted TFL at Maryland (Nov. 11) ... had a three-tackle effort at Wisconsin (Nov. 18) and added half a tackle for loss ... registered his first career multi-sack game against Ohio State (Nov. 25), posting a career-best 11 tackles, 2.5 for loss and a pair of sacks ... tallied four stops and one sack against South Carolina in the Outback Bowl (Jan. 1).

Freshman (2016) ... earned first varsity letter ... played in all 13 games at defensive end ... contributed 27 tackles, five tackles for loss and one sack ... made collegiate debut vs. Hawaii (Sept. 3), recording four tackles ... earned the first sack of his career against UCF (Sept. 10), adding five tackles and two TFLs ... made four stops and 1.5 tackles for loss vs. Colorado (Sept. 17) ... made three stops and one TFL against Penn State (Sept. 24) and assisted on two tackles vs. Wisconsin (Oct. 1) ... assisted on two stops and one TFL at Rutgers (Oct. 8) ... hurried the quarterback once and made a solo tackle against Illinois (Oct. 22) ... posted two or more tackles in six of seven games ... recorded a tackle at Michigan State (Oct. 29) ... made two solo stops at Iowa (Nov. 12) ... assisted on a stop vs. Indiana (Nov. 19) ... made one solo tackle at Ohio State (Nov. 26) ... played defensive end vs. Florida State in the Orange Bowl (Dec. 30).

Prep ... attended Paramus Catholic High School (2016) coached by John Westervelt ... **Key Statistics** ... registered 55 tackles, 13.5 sacks and four forced fumbles as a senior ... collected 55 tackles and 14 sacks during junior year ... **Honors and Rankings** ... 2015 USA Today All-USA Defensive Player of the Year ... USA Today High School All-America first team ... participated in the 2016 Under Armour All-American Game, Team Highlighter MVP ... consensus five-star prospect by Rivals.com, Scout.com, 247sports and ESPN ... rated as the top prospect in the nation by Rivals.com, Scout.com and ESPN ... PrepStar Magazine Top 150 Dream Team, the nation's No. 2 player and the top defensive line prospect.

Personal ... Rashan Gary was born December 3, 1997 ... attended same high school as alum Jabrill Peppers and offensive lineman Juwann Bushell-Beatty ... enrolled in the College of Literature, Science and the Arts, majoring in general studies.

Gary's Career Defensive Statistics

Year	GP/GS	S-A-TT	TFL	Sacks	Int.	FR	PBU
2016	13/0	11-16-27	5-17	1-9	0-0	0-0	0
2017	13/13	24-42-66	12-56	6-37	0-0	0-0	0
Career	26/13	35-58-93	17-73	7-46	0-0	0-0	0



Tight End
6-8, 262, Sr.
Albuquerque, N.M.
Eldorado HS

ZACH GENTRY**

At Michigan ... two-year letterman ... has appeared in 20 career games with 11 starts at tight end ... made 17 receptions for 303 yards (17.8 avg.) and two touchdowns during his career ... earned U-M Athletic Academic Achievement ... switched to tight end from quarterback prior to his sophomore season.

Junior (2017) ... earned second varsity letter ... Most Improved Player on offense as selected by the coaching staff ... All-Big Ten honorable mention (media) ... played in all 13 games and started 11 contests at tight end ... second on the team in receiving yards (303) and fourth in receptions (17) ... averaged a team-best 17.8 yards per catch ... caught two touchdown passes ... saw snaps at tight end and on special teams against Florida in the Advocate Classic (Sept. 2), Michigan State (Oct. 7), Penn State (Oct. 21), Rutgers (Oct. 28) and Minnesota (Nov. 4) ... Hauled in the first receptions of his career against Cincinnati (Sept. 9), bringing in two catches for 41 yards; had a 36-yard catch and run ... registered another long catch and run vs. Air Force (Sept. 16), with a 30-yard reception in his first career start at tight end ... hauled in a career-high three passes for a career-high 48 yards at Purdue (Sept. 23); scored first career touchdown 12-yard pass from John O'Korn ... made two receptions for 15 yards at Indiana (Oct. 14) ... led the team with three catches for 63 yards at Maryland (Nov. 11), including a career-long 35-yard touchdown grab ... had a 35-yard reception at Wisconsin (Nov. 18) ... brought in a 27-yard reception and another for five yards vs. Ohio State (Nov. 25) ... caught two passes for 27 yards against South Carolina in the Outback Bowl (Jan. 1).

Sophomore (2016) ... earned first varsity letter ... played in seven games ... made career debut at tight end against UCF (Sept. 10) ... saw special teams action against Colorado (Sept. 17), Penn State (Sept. 24) and Wisconsin (Oct. 1) ... played receiver and special teams at Rutgers (Oct. 8) ... played on special teams at Ohio State (Nov. 26) and against Florida State in the Orange Bowl (Dec. 30).

Freshman (2015) ... earned U-M Athletic Academic Achievement ... did not see game action.

Prep ... attended Eldorado High School (2015) coached by Charlie Dotson ... three-year starter at quarterback ... helped team to two state semifinal appearances ... **Key Statistics** ... completed 316-of-

582 career passes for 3,734 yards and 27 touchdowns ... also rushed the ball 242 times for 1,013 yards and 26 touchdowns ... **Honors and Rankings** ... Rivals.com four-star prospect and the No. 4 quarterback prospect ... four-star prospect, the No. 19 quarterback and the No. 1 quarterback in New Mexico according to Scout.com ... four-star recruit, the No. 9 quarterback nationally and the top-rated player in New Mexico according to ESPN.com ... named first-team all-state his senior season and named second-team all-state his junior year.

Personal ... Zach Gentry was born September 10, 1996 ... enrolled in the College of Literature, Science and the Arts, majoring in English.

Zach Gentry's Career Receiving Statistics

Year	GP/GS	No.	Yards	Avg.	Per/Game	TD	Long
2016	7/0	0	0	0.0	0.0	0	0
2017	13/11	17	303	17.8	23.3	2	36
Career	20/11	17	303	17.8	23.3	2	36



Linebacker
6-1, 231, Jr.
Pembroke Pines, Fla.
Flanagan HS

DEVIN GIL*

Sophomore (2017) ... earned first varsity letter ... played in all 13 games; majority of his action came on special teams ... contributed five tackles and recovered a blocked punt ... made his first career start and his collegiate debut against Florida in the Advocate Classic (Sept. 2), starting at linebacker for captain Mike McCray ... played on special teams and saw action at linebacker against Cincinnati (Sept. 9) and Michigan State (Oct. 7) ... contributed on special teams against Air Force (Sept. 16), Purdue (Sept. 23), Penn State (Oct. 21), Minnesota (Nov. 4), Wisconsin (Nov. 18) and Ohio State (Nov. 25) ... registered his first collegiate tackle at Indiana (Oct. 14), playing linebacker and contributing on special teams ... made one solo stop playing linebacker and special teams vs. Rutgers (Oct. 28) ... recovered a fumble on high school teammate Josh Metellus' blocked punt and made an assisted tackle at Maryland (Nov. 11) ... assisted on a special teams tackle against South Carolina in the Outback Bowl (Jan. 1).

Freshman (2016) ... did not see game action.

Prep ... attended Charles W. Flanagan High School (2015) coached by Devin Bush Sr. ... helped guide Flanagan to the FHSAA Class 8A state championship in 2015 ... **Key Statistics** ... recorded 60 tackles in 14 games of action as a senior ... registered 64 tackles and three interceptions in 14 games junior year ... tallied 35 tackles as a sophomore ... **Honors and Rankings** ... Rivals.com three-star prospect ...

Scout.com three-star prospect ... ESPN three-star prospect and listed as the No. 46 safety in the nation ... PrepStar Magazine All-Southeast Region and a three-star prospect ... earned Class 8A first-team all-state honors as a senior.

Personal ... Devin Gil was born August 8, 1998 ... attended the same high school as teammates Josh Metellus and Devin Bush ... enrolled in the College of Literature, Science and the Arts, majoring in general studies.

Devin Gil's Career Defensive Statistics

Year	GP/GS	S-A-TT	TFL	Sacks	Int.	FR	PBU
2017	13/0	2-3-5	0-0	0-0	0-0	0-0	0
Career	13/0	2-3-5	0-0	0-0	0-0	0-0	0



Linebacker
6-1, 223, Sr.
Aurora, Ill.
Marmion Academy HS

JORDAN GLASGOW**

At Michigan ... two-year letterman ... two-time Academic All-Big Ten Conference (2016, '17) ... 2017 CoSIDA Academic All-District first team ... selected 2017 Special Teams Player of the Year ... earned U-M Athletic Academic Achievement ... has appeared in 26 career games, mostly on special teams ... contributed 23 tackles, one fumble recovery and one pass breakup during his career.

Junior (2017) ... earned second varsity letter ... Special Teams Player of the Year as selected by the coaching staff ... Academic All-Big Ten ... CoSIDA Academic All-District first team ... played in all 13 games ... registered 11 tackles and one pass breakup ... contributed on special teams against Florida in the Advocate Classic (Sept. 2), Cincinnati (Sept. 9), Air Force (Sept. 16), Purdue (Sept. 23), Michigan State (Oct. 7), Penn State (Oct. 21), Rutgers (Oct. 28), Minnesota (Nov. 4), Maryland (Nov. 11) ... made a solo stop and registered his first career pass breakup playing safety vs. Cincinnati (Sept. 9) ... played safety and contributed on special teams at Indiana (Oct. 14) ... Made one solo stop while playing safety and contributing on special teams vs. Rutgers (Oct. 28) ... registered a career-high three tackles at Minnesota (Nov. 4), playing special teams and contributing at strong safety ... tallied one solo tackle at Maryland (Nov. 11) ... contributed three special teams stops at Wisconsin (Nov. 18) ... credited with one solo tackle vs. Ohio State (Nov. 25), playing safety and contributing on special teams ... assisted on a special teams stop against South Carolina in the Outback Bowl (Jan. 1).

Sophomore (2016) ... earned first varsity letter ... Academic All-Big Ten Conference ... played in all 13 games on special teams ... posted a team-leading

12 special teams tackles and one fumble recovery ... recorded two solo tackles against Hawaii (Sept. 3), his career debut ... tallied one solo tackle and a fumble recovery on kickoff coverage against UCF (Sept. 10) and was named Defensive Scout Team Player of the Game ... assisted on one special teams stop vs. Penn State (Sept. 24) ... made two special teams tackles at Rutgers (Oct. 8) and was named Special Teams Player of the Game ... played on special teams units vs. Illinois (Oct. 22) ... recorded two tackles vs. Michigan State (Oct. 29) ... made two solo stops at Iowa (Nov. 12) ... made key special teams tackle that stopped a fake punt at Ohio State (Nov. 26) ... played on special teams units vs. Florida State in the Orange Bowl (Dec. 30).
Freshman (2015) ... earned U-M Athletic Academic Achievement ... did not see game action.

Prep ... attended Marmion Academy (2015) coached by Dan Thorpe.

Personal ... Jordan Glasgow was born June 28, 1996 ... brother, Ryan, is a senior defensive tackle for U-M ... brother, Graham, is a rookie offensive lineman with the Detroit Lions ... enrolled in the Ross School of Business, majoring in business administration.

Jordan Glasgow's Career Defensive Statistics

Year	GP/GS	S-A-TT	TFL	Sacks	Int.	FR	PBU
2016	13/0	8-4-12	0-0	0-0	0-0	1-0	0
2017	13/0	7-4-11	0-0	0-0	0-0	0-0	1
Career	26/0	15-8-23	0-0	0-0	0-0	1-0	1



Defensive Back
5-11, 191, Sr.
Commerce, Mich.
Walled Lake Northern HS

LOUIS GRODMAN

Junior (2017) ... did not see game action.

Sophomore (2016) ... made his debut against Hawaii (Sept. 3).

Freshman (2015) ... did not see game action.

Prep ... attended Walled Lake Northern High School (2015) coached by Brett Moore ... National Honors Society member ... **Other Sports** ... lettered in golf ... **Honors and Rankings** ... first-team all-conference in football.

Personal ... Louis Grodman was born June 12, 1997 ... enrolled in the School of Kinesiology, majoring in movement science.




17

Punter
6-3, 192, Jr.
Hunting Valley, Ohio
University School

**WILL
HART ***

Sophomore (2017) ... earned first varsity letter ... Academic All-Big Ten ... played in four games ... punted 13 times for a 37.7-yard average with six punts downed inside the 20-yard line ... had five punts fair caught and one boot over 50 yards ... punted twice against Florida in the Advocare Classic (Sept. 2), his career debut as a starter ... hit seven punts a 39.1-yard average vs. Cincinnati (Sept. 9), with a 61-yard long and three punts dropped inside the 20 ... one of three punts wa downed inside the 20-yard line against Air Force (Sept. 16) ... had a 35-yard punt against South Carolina in the Outback Bowl (Jan. 1).



Freshman (2016) ... did not see game action.

Prep ... attended The University School (2016) coached by Benjamin Malbasa.

Personal ... Will Hart was born April 21, 1998 ... enrolled in the College of Literature, Science and the Arts, majoring in political science.

Hart's Career Punting Statistics

Year	GP	No.	Yards	Avg.	Lg	TB	FC	I20	50+
2017	4/3	13	490	37.7	61	1	5	6	1
Career	4/3	13	490	37.7	61	1	5	6	1

20

Defensive Back
6-1, 213, So.
Pennsauken, N.J.
Camden HS/Suffolk Academy (Conn.)

**BRAD
HAWKINS ***

Freshman (2017) ... earned first varsity letter ... played in 12 games on special teams ... recorded two special teams tackles ... returned three kickoffs for 42 yards ... made career debut on special teams against Cincinnati (Sept. 9) ... had a 16-yard kickoff return against Air Force (Sept. 16) ... returned two kickoffs for 26 yards at Penn State (Oct. 21) ... tallied one special teams tackle against the Nittany Lions ... assisted on a stop at Maryland (Nov. 11) ... played on special teams against South Carolina in the Outback Bowl (Jan. 1).

Prep ... attended Camden High School (2016) coached by Dwayne Savage ... *Key Statistics* ... Caught 41 passes for 544 yards and seven touchdowns as a senior ... carried the ball 29 times for 124 yards and four touchdowns senior year ... posted 53 tackles, two interceptions, forced two fumbles and recovered two fumbles as a senior ... caught 51 passes for 748 yards and 11 touchdowns while rushing for 255 yards and two touchdowns as a junior ... recorded 40 tackles, 15 TFLs, three interceptions and four special teams scores as a junior ... notched 45 catches for 805 yards and 14 touchdowns when he was just a sophomore ... *Honors and Rankings* ... Participated in the 2016 Semper Fidelis All-American Game ... four-star prospect by Scout.com; No. 269 prospect nationally and No. 6 wide receiver in New Jersey ... Rivals.com four-star prospect; rated as the No. 235 player nationally and No. 53 wide receiver in the country ... ESPN four-star prospect, rated No. 193 in the ESPN300 and the No. 26 wide receiver in the country ... PrepStar Magazine All-American, the 265th-rated overall player nationally and the 50th-best wide receiver prospect.

Personal ... Brad Hawkins was born July 26, 1998 ... high school teammate of Ron Johnson ... enrolled in the College of Literature, Science and the Arts.




27

Running Back
6-0, 202, 5th Sr.
Novi, Mich.
Northville HS

**JOE
HEWLETT ****

Senior (2017) ... earned second varsity letter ... Academic All-Big Ten ... played in 10 games ... tallied four special teams tackles ... contributed on special teams against Purdue (Sept. 23), Michigan State (Oct. 7), Penn State (Oct. 21), Minnesota (Nov. 4), Wisconsin (Nov. 18) and Ohio State (Nov. 25) ... earned Offensive Scout Team Player of the Week accolades for his role in preparing the defense for Air Force (Sept. 16) ... made a solo tackle, his first of the season, playing on special teams at Indiana (Oct. 14) ... recorded one solo tackle on special teams against Rutgers (Oct. 28) ... made two tackles, one solo and one assisted stop, at Maryland (Nov. 11) ... played on special teams units against South Carolina in the Outback Bowl (Jan. 1).

Junior (2016) ... earned first varsity letter ... Academic All-Big Ten Conference ... carried the ball once for a loss of one yard vs. Hawaii (Sept. 3) ... had another carry against Illinois (Oct. 22) ... named Scout Team Offensive Player of the Week against Rutgers (Oct. 8).

Sophomore (2015) ... earned U-M Athletic Academic Achievement ... did not see game action.

Freshman (2014) ... did not see game action.

Prep ... attended Northville High School (2013) coached by Matt Ladach.

Personal ... Joseph Alexander Hewlett was born June 8, 1996 ... enrolled in the Ross School of Business, majoring in business administration.



Running Back
5-10, 202, Sr.
Sarasota, Fla.
Riverview HS

KARAN HIGDON ***

At Michigan ... three-year letterman ... played in 28 contests with eight starts at running back ... carried the ball 247 times for 1,438 yards (5.8 avg.) with 17 touchdowns during his career.

Junior (2017) ... earned third varsity letter ... Michigan's Offensive Player of the Year as selected by the coaching staff ... All-Big Ten third team (coaches and media) ... played in all 13 contests and started eight games at tailback ... led team in rushing with 164 carries for 994 yards (6.1 avg.) and 11 touchdowns ... caught eight passes for 131 yards (16.4 avg.) ... carried the ball seven times for 28 yards and one TD against Florida in the Advocare Classic (Sept. 2) ... had four carries for 13 yards vs. Cincinnati (Sept. 9) ... rushed 12 times for 64 yards and one touchdown against Air Force (Sept. 16) ... totaled 10 carries for 31 yards at Purdue (Sept. 23); added an 11-yard reception in his first career start ... Had a 12-carry day against Michigan State (Oct. 7), amassing 65 yards and adding two receptions for 33 yards ... registered a career day at Indiana (Oct. 14), scoring three touchdowns, including the overtime game-winner ... gained 200 rushing yards on 25 carries against the Hoosiers ... carried the ball 15 times for 45 yards at Penn State (Oct. 21), scoring one touchdown ... churned for 158 yards on 18 carries vs. Rutgers (Oct. 28), scoring two touchdowns and adding an eight-yard reception ... surpassed the 1,000-yard mark for his career on his second touchdown run of the day against Rutgers ... enjoyed another career day with 16 carries for 200 yards and two touchdowns against Minnesota (Nov. 4) ... had a 77-yard career long touchdown run against the Gophers ... along with Ty Isaac and Chris Evans, became part of the first pair of Michigan backs with 100-plus-yard efforts in the same game, in consecutive weeks (Rutgers and Minnesota games) ... carried the ball 10 times for 50 yards at Maryland (Nov. 11), adding two receptions for 48 yards ... produced 20 yards on seven carries at Wisconsin (Nov. 18) ... generated 55 rushing yards on 11 carries and scored one touchdown against Ohio State (Nov. 25); added a nine-yard reception ... gained 65 yards on 11 carries against South Carolina in the Outback Bowl (Jan. 1).

Sophomore (2016) ... earned second varsity letter ... played in 12 games at tailback ... carried the ball 72 times for 425 yards and scored six touchdowns ... rushed for 35 yards and tallied first career touchdown on a five-yard run against Hawaii (Sept. 3) ... rushed six times for 21 yards vs. UCF (Sept. 10)

... had an eight-yard run against Colorado (Sept. 17) ... gained a then career-high 81 yards on nine carries and scored two touchdowns against Penn State (Sept. 24) ... did not see game action against Wisconsin (Oct. 1) ... set career high with 13 carries for 108 yards and two TDs at Rutgers (Oct. 8) ... had a 44-yard run against the Scarlet Knights ... set a career-best with a 45-yard touchdown run against Illinois (Oct. 22) ... gained 106 yards on eight carries against the Illini ... had back-to-back 100-yard rushing efforts ... rushed 10 times for 44 yards at Michigan State (Oct. 29) ... carried the ball five times for 15 yards against Maryland (Nov. 5) ... rushed three times for five yards at Ohio State (Nov. 26) ... carried the ball four times vs. Florida State in the Orange Bowl (Dec. 30).

Freshman (2015) ... earned first varsity letter ... played in three contests ... carried the ball 11 times for 19 yards ... made career debut vs. Northwestern (Oct. 10), rushing eight times for 16 yards ... had two carries for three yards vs. Michigan State (Oct. 17) ... rushed once at Penn State (Nov. 21).

Prep ... attended Riverview High School (2015) coached by Todd Johnson ... **Key Statistics** ... amassed 1,471 rushing yards and 16 touchdowns on 218 carries during high school career ... hauled in 18 receptions for 237 yards and six touchdowns as a senior ... **Honors and Rankings** ... Rivals.com three-star prospect, the No. 45 running back and the No. 77 player from the state of Florida ... three-star prospect and the No. 84 running back prospect by Scout.com ... three-star recruit and the No. 70 running back prospect according to ESPN.com.

Personal ... Karan Higdon was born September 8, 1996 ... enrolled in the College of Literature, Science and the Arts, majoring in general studies.

Higdon's Career Rushing Statistics

Year	GP/GS	Att.	Yards	Avg.	Per/Game	TD	Long
2015	3/0	11	19	1.7	6.3	0	9
2016	12/0	72	425	5.9	35.4	6	45
2017	13/8	164	994	6.1	76.5	11	77
Career	28/8	247	1,438	5.8	51.4	17	77



Defensive Back
5-11, 181, Jr.
Detroit, Mich.
Martin Luther King HS

LAVERT HILL **

At Michigan ... two-year letterman ... has appeared in 21 games with 12 starts at cornerback ... registered 27 tackles, five tackles for loss, two interceptions, one fumble recovery and 10 pass breakups during his career.

Sophomore (2017) ... earned second varsity let-

ter ... started 12 games at cornerback; missed the Wisconsin game due to injury ... All-Big Ten second team (coaches) ... All-Big Ten honorable mention (media) ... contributed 25 tackles, five tackles for loss, two interceptions and nine pass breakups ... made the first start of his career at cornerback against Florida in the Advocare Classic (Sept. 2) and recorded four solo stops, one TFL and two PBUs ... intercepted his first career pass and returned it 24 yards for a touchdown against Cincinnati (Sept. 9) ... made three tackles with a half-tackle for loss against Air Force (Sept. 16) ... broke up one pass at Purdue (Sept. 23) ... recorded a career-high three pass breakups to go along with one solo tackle against Michigan State (Oct. 7) ... tallied two solo stops, one TFL and an interception at Indiana (Oct. 14) ... made six stops, an assisted TFL and one pass breakup at Penn State (Oct. 21) ... started at cornerback vs. Rutgers (Oct. 28) ... played cornerback and on special teams against Minnesota (Nov. 4) ... tallied two tackles at Maryland (Nov. 11), one solo and one assisted before leaving the game due to injury ... amassed five stops and 1.5 TFLs vs. Ohio State (Nov. 25) ... assisted on one tackle against South Carolina in the Outback Bowl (Jan. 1).

Freshman (2016) ... earned first varsity letter ... appeared in 11 games, playing cornerback in nine contests ... contributed two solo tackles, one pass breakup and one fumble recovery ... made collegiate debut at cornerback vs. Hawaii (Sept. 3), tallying one PBU ... played cornerback vs. UCF (Sept. 10) ... played cornerback and special teams at Rutgers (Oct. 8) ... tallied first career tackle in action at cornerback vs. Illinois (Oct. 22) ... saw time at cornerback against Maryland (Nov. 5), making one solo stop ... played cornerback at Iowa (Nov. 12), against Indiana (Nov. 19) and at Ohio State (Nov. 26) ... saw action at cornerback vs. Florida State in the Orange Bowl (Dec. 30).

Prep ... attended Martin Luther King High School (2015) coached by Dale Harvel ... helped lead team to a MHSAA Division 2 state championship as a senior ... **Key Statistics** ... had 40 tackles, 12 interceptions, including three returned for touchdowns as a senior ... **Honors and Rankings** ... participated in the 2016 U.S. Army All-American Game ... named "Air Defender of the Year" as the nation's top defensive back at the U.S. Army All-American Game ... Rivals.com four-star prospect and the No. 14 cornerback in the nation ... listed as the fifth-best prospect in Michigan and the 176th-rated player nationally by Rivals.com ... Scout.com four-star prospect that rated as the No. 7 cornerback nationally and the second-best cornerback in Michigan ... rated as a four-star prospect by ESPN and the 278th-best player on the ESPN300; listed as the No. 2 prospect in Michigan.

Personal ... Lavert Hill was born October 3, 1998 ... brother, Delano, played safety for the Wolverines and is currently with the Seattle Seahawks ... enrolled in the College of Literature, Science and the Arts, majoring in general studies.

Lavert Hill's Career Defensive Statistics

Year	GP/GS	S-A-TT	TFL	Sacks	Int.	FR	PBU
2016	9/0	2-0-2	0-0	0-0	0-0	1-9	1
2017	12/12	15-10-25	5-15	0-0	2-24	0-0	9
Career	21/12	17-10-27	5-15	0-0	2-24	1-9	10



Offensive Line
6-6, 295, So.
Sugarcreek, Ohio
Garaway HS

JOEL HONIGFORD

Freshman (2017) ... did not see game action.

Prep ... attended Garaway High School (2017) coached by Jason Wallick ... helped the Garaway offense rush for 1,592 yards during the 2016 the season, averaging 132.7 yards per game while also registering 3,699 yards through the air ... in two playoff games, Garaway rushed for 296 yards and averaged 7.2 yards/carry ... **Honors and Rankings** ... 247.com three-star prospect and ranked as the No. 46 OT in the nation ... Rivals three-star prospect and rated the No. 17 player in Ohio ... ESPN four-star prospect, ranked as the No. 204 player nationally and the No. 24 OT in the country ... PrepStar three-star prospect and named PrepStar All-Midwest Region.

Personal ... Joel Honigford was born April 27, 1998 ... enrolled in the College of Engineering.



Offensive Line
6-5, 301, So.
Toledo, Ohio
Central Catholic HS

JAMES HUDSON

Freshman (2017) ... did not see game action.

Prep ... attended Central Catholic High School (2017) coached by Greg Dempsey ... **Key Statistics** ... registered 80 tackles, 34 TFLs and 8 sacks as a senior ... recorded 82 tackles, 25 TFLs and 8.5 sacks as a junior ... **Honors and Rankings** ... ESPN four-

star recruit, ranked as the No. 30 DE nationally and No. 14 player in Ohio ... 247.com four-star prospect and rated as the No. 13 strongside DE in the nation ... Rivals four-star recruit, rated as the No. 233 player nationally and No. 8 prospect in Ohio ... PrepStar four-star recruit and ranked as the No. 323 prospect nationally ... 2016 Associated Press First Team All-Ohio ... PrepStar Top 350 All-America selection and named to All-Midwest region ... played in the 11th annual Offense-Defense All-American Bowl.

Personal ... James Hudson was born May 13, 1999 ... enrolled in the College of Literature, Science and the Arts.



Linebacker
6-0, 220, Jr.
McKeesport, Pa.
McKeesport HS

KHALEKE HUDSON **

At Michigan ... two-year letterman ... 2017 All-Big Ten third team (coaches) ... has appeared in 26 career games with 12 starts at viper ... needs nine tackles for 100 in his career ... amassed 91 tackles, 19 tackles for loss, eight sacks, two interceptions, one fumble recovery and 12 pass breakups during his career ... special teams contributor throughout his career.

Sophomore (2017) ... earned second varsity letter ... All-Big Ten third team (coaches) ... played in all 13 games and started 12 games at viper; contributed on special teams units in every game ... registered 83 tackles, 18.5 tackles for loss, eight sacks, two interceptions, one fumble recovery and 11 pass breakups ... led the team in TFLs and PBUs while tying for the team lead in sacks ... made his first career start at viper against Florida in the Advocare Classic (Sept. 2), contributing four stops, 1.5 TFLs, one sack and one PBU ... registered seven stops, including five solo stops, and 1.5 sacks against Cincinnati (Sept. 9) ... made five tackles, an assisted tackle for loss and his first career interception vs. Air Force (Sept. 16) ... tallied a career-best three pass breakups against the Falcons ... made one solo tackle at Purdue (Sept. 23) ... tallied two stops against Michigan State (Oct. 7) ... registered five tackles at Indiana (Oct. 14) ... recorded six tackles, including one for loss, and one pass breakup at Penn State (Oct. 21) ... contributed six tackles, 1.5 TFLs and one PBU against Rutgers (Oct. 28) ... set career-highs in tackles (15), solo stops (12), sacks (3.0) and tackles for loss (8.0) while forcing one fumble against Minnesota (Nov. 4) ... set a Michigan and Big Ten record for TFLs in a game and tied the NCAA mark against the Gophers ... made eight tackles at Maryland (Nov. 11); collected his second career interception and returned 22 yards ... totaled eight tackles, 1.5 sacks

and one PBU at Wisconsin (Nov. 18) ... contributed five tackles, an assisted TFL and one pass breakup against Ohio State (Nov. 25) ... contributed a team-high 11 tackles, two TFLs, one sack and two PBUs against South Carolina in the Outback Bowl (Jan. 1).

Freshman (2016) ... earned first varsity letter ... played in all 13 games on special teams and saw action at safety in two contests ... contributed eight tackles, an assisted tackle for loss and one pass breakup ... tied for the team lead with two blocked punts ... made collegiate debut vs. Hawaii (Sept. 3), tallying one solo tackle in action at safety and on special teams ... recorded one solo tackle vs. UCF (Sept. 10) ... assisted on two special teams stops against Penn State (Sept. 24) ... posted a career-high four tackles, an assisted TFL and one PBU at Rutgers (Oct. 8) ... deflected a punt against Illinois (Oct. 22) and was named Special Teams Player of the Game ... saw time on special teams against Michigan State (Oct. 29) and Maryland (Nov. 5) ... tipped a punt against Indiana (Nov. 19) ... played on special teams units at Ohio State (Nov. 26) ... saw special teams action vs. Florida State in the Orange Bowl (Dec. 30).

Prep ... attended McKeesport Area High School (2016) coached by George Smith ... **Key Statistics** ... registered 60 tackles and three interceptions -returning two for touchdowns, as a senior ... rushed for 1,118 yards on 106 carries with 17 touchdowns during senior year; averaged 10.5 yards per carry ... caught five passes for 219 yards and scored five touchdowns as a senior ... registered 1,164 rushing yards on 179 carries with 24 touchdowns as a junior; added four receptions for 66 yards and two touchdowns ... **Honors and Rankings** ... rated as a three-star prospect by Rivals.com and the No. 10 prospect in Pennsylvania ... ESPN three-star prospect and the No. 13 overall player in Pennsylvania ... Scout.com four-star prospect, No. 24 athlete nationally, No. 2 athlete in the East and No. 1 athlete in Pennsylvania ... Pittsburgh Post-Gazette 2015 High School Football Player of the Year ... participated in the 2016 Semper Fidelis All-American Game.

Personal ... Khaleke Hudson was born Dec. 6, 1997 ... enrolled in the College of Literature, Science and the Arts, majoring in general studies.

Khaleke Hudson's Career Defensive Statistics

Year	GP/GS	S-A-TT	TFL	Sacks	Int.	FR	PBU
2016	13/0	3-5-8	0.5-1	0-0	0-0	0-0	1
2017	13/12	44-39-83	18.5-95	8-64	2-22	1-0	11
Career	26/12	47-44-91	19.0-96	8-64	2-22	1-0	12



35
 Defensive Back
 5-11, 187, Gr.
 North Las Vegas, Nev.
 Legacy HS (Utah)

CASEY HUGHES

At Utah ... played in 29 career games ... amassed 41 tackles, 2.5 TFLs, one sack, three forced fumbles and one pass breakup during his career ... clocked at 4.44 seconds in the 40-yard dash, the fourth fastest time on the Utah roster ... three-time honorable mention Pacific-12 Conference All-Academic ... played mostly on special teams his first two seasons (2015-16) before earning a starting cornerback role.

2017 ... honorable mention Pac-12 All-Academic ... started 11 games at cornerback, missing the Washington game and most of the Colorado game with an injury ... contributed 35 tackles, 2.5 TFLs, one sack, two forced fumbles and one pass breakup ... tied for fifth in the Pac-12 in forced fumbles (two; both came against Arizona) ... contributed six tackles and one TFL against Arizona ... tallied six stops and an assisted TFL vs. UCLA ... posted six tackles vs. Washington State ... had four stops against Stanford.


2016 ... honorable mention Pac-12 All-Academic ... played in nine games on special teams ... tallied five tackles and one forced fumble ... contributed in secondary against Arizona ... posted two tackles against San Jose State ... forced a fumble vs. SJSU.

2015 ... honorable mention Pac-12 All-Academic ... played in nine games on special teams ... registered one tackle against Oregon.

2014 ... did not see game action.

Prep ... attended Legacy High School (2014) coached by Dave Snyder ... **Key Statistics** ... recorded 68 tackles as a senior, including one TFL, one interception, four pass breakups and caused one fumble ... carried the ball 123 times for 1,031 yards (8.4 avg.) and scored 14 touchdowns senior year ... gained 1,214 all-purpose yards as a senior in 2013 ... rushed for 207 yards and three TDs against Palo Verde High School and had a 193-yard effort and two scores against Mojave High School, both during the 2013 season ... registered 63 tackles and one interception as a junior in 2012 ... rushed for more than 1,000 yards and scored 14 touchdowns junior year ... **Honors and Rankings** ... earned first-team all-state at cornerback and second-team all-state at running back as a senior ... 2012 All-Northwest League selection ... **Other Sports** ... ran track and placed second at states in the 100 meters (10.94 seconds) and third in the 200 meters (21.95) as a junior ... member of the school's state champion 400-meter relay team.

Personal ... Casey Hughes was born Nov. 22, 1995 ... son of Casey Hughes Sr. and Leetonia Stonum ... has one brother and one sister ... graduated with a degree in sociology ... enrolled in the master's program at the School of Social Work.




95
 Defensive Line
 6-3, 308, So.
 Beaver Falls, Pa.
 Beaver Falls HS

DONOVAN JETER

Freshman (2017) ... did not see game action ... injured during fall camp and missed the entire season ... enrolled in January 2017.

Prep ... attended Beaver Falls High School (2017) coached by Ryan Mastook ... led Beaver Falls to the Pennsylvania Class 3A State title and a 12-1 record in 2016 ... **Key Statistics** ... recorded 76 tackles, 15 TFLs, 10 sacks, three pass breakups and one fumble recovery as a senior ... registered 67 tackles and 12 sacks as a junior ... **Honors and Rankings** ... 247.com four-star prospect, rated No. 279 overall and No. 8 in Pennsylvania ... Rivals four-star recruit, rated the No. 14 defensive end and the No. 6 player in Pennsylvania ... ESPN four-star prospect, ranked the No. 28 defensive end and the No. 9 player in Pennsylvania ... PrepStar three-star recruit and named to the publication's All-East Region squad ... named 2016 All-USA Pennsylvania first team by USA Today ... Class 3A all-state performer as named by the Pennsylvania Football Writers ... first-ever recipient of the Mr. Pennsylvania Football Lineman of the Year Award (Classes 1-3A).

Personal ... Donovan Jeter was born December 7, 1998 ... enrolled in the College of Literature, Science and the Arts.



92
 Defensive Line
 6-4, 267, Jr.
 Camden, N.J.
 Camden HS


RON JOHNSON

Sophomore (2017) ... did not see game action.

Freshman (2016) ... did not see game action.

Prep ... attended Camden High School (2016) coached by Dwayne Savage ... **Key Statistics** ... recorded 112 tackles and three sacks as a senior ... collected 84 tackles and 10 sacks during junior year ... **Honors and Rankings** ... participated in the 2016 Semper Fidelis All-American Game ... four-star prospect by Rivals.com, rated as the nation's No. 20 defensive end and the No. 8 prospect in the state of New Jersey ... ESPN four-star prospect and listed 109th in the ESPN300; ranked the No. 15 defensive end in the country and No. 4 prospect in New Jersey ... Scout.com three-star prospect and rated as the No. 1 defensive end in New Jersey ... 2015 Division 1-2 Associated Press All-State first team.

Personal ... Ron Johnson was born December 5, 1997 ... enrolled in the College of Literature, Science and the Arts, majoring in general studies.



61
 Offensive Line
 6-5, 279, Jr.
 Clarkston, Mich.
 Orchard Lake St. Mary's HS

DAN JOKISCH

Sophomore (2017) ... did not see game action.

Freshman (2016) ... did not see game action.

Prep ... attended Orchard Lake St. Mary's High

School (2016) coached by George Porritt ... helped lead Orchard Lake St. Mary's HS to a Division 3 State Championship title.

Personal ... Daniel Jokisch was born April 20, 1998 ... father, Dan, played football at Michigan under Bo Schembechler and Gary Moeller ... enrolled in the School of Kinesiology, majoring in movement science.



Tight End
6-3, 247, 5th Sr.
Bloomfield Hills, Mich.
Brother Rice HS

BRADFORD
JONES *

Senior (2017) ... earned first varsity letter ... Academic All-Big Ten Conference ... did not see game action ... earned a roster spot after participating in the spring walk-on tryout.

Personal ... Bradford Jones was born August 19, 1996 ... enrolled in the College of Literature, Science and the Arts, majoring in economics.



Defensive Line
6-4, 250, Sr.
Lakeland, Fla.
Lake Gibson HS

REUBEN
JONES *

Junior (2017) ... earned second varsity letter ... played in six games at defensive end ... Played snaps at defensive end against Florida in the Advocare Classic (Sept. 2), Cincinnati (Sept. 9), Air Force (Sept. 16), Penn State (Oct. 21), Rutgers (Oct. 28) and Minnesota (Nov. 4).

Sophomore (2016) ... earned first varsity letter ... played in five games ... assisted on two tackles ...

made collegiate debut as defensive end vs. Hawaii (Sept. 3), assisting on one tackle and was Defensive Scout Team Player of the Week ... saw action on special teams against UCF (Sept. 10) ... played defensive end vs. Colorado (Sept. 17) ... made Big Ten debut as backup defensive end at Rutgers (Oct. 8) ... Named Defensive Scout Team Player of the Week for the game against Michigan State (Oct. 29) ... assisted on one tackle against Maryland (Nov. 5).


Frehman (2015) ... did not see game action.

Prep ... attended Lake Gibson High School (2015) coached by Keith DeMeyer ... helped lead team to state championship his sophomore season ... **Key Statistics** ... appeared in 40 career games, notching 212 total tackles, 27.5 sacks, five forced fumbles and four fumble recoveries ... posted 71 tackles and 10 sacks during senior campaign ... ran 40-yard dash in 4.89 seconds ... **Honors and Rankings** ... Rivals.com three-star prospect, the No. 27 defensive end and the No. 69 player in Florida ... three-star prospect, the No. 145 defensive end in the nation and the No. 18 defensive end prospect in Florida according to Scout.com ... three-star recruit, the No. 58 defensive end prospect and No. 106 player in Florida according to ESPN.com.

Personal ... Reuben Jones was born February 10, 1996 ... enrolled in the College of Literature, Science and the Arts, majoring in psychology.

Reuben Jones' Career Defensive Statistics

Year	GP/GS	S-A-TT	TFL	Sacks	Int.	FR	PBU
2016	9/0	2-0-2	0-0	0-0	0-0	1-9	1
2017	6/0	0-0-0	0-0	0-0	0-0	0-0	0
Career	15/0	2-0-2	0-0	0-0	0-0	1-9	1



Defensive Back
6-0, 184, So.
Detroit, Mich.
Cass Technical HS

JAYLEN
KELLY-POWELL *

Freshman (2017) ... earned first varsity letter ... played in 10 games on special teams and saw action in the secondary in two contests ... registered two tackles ... made career debut on special teams vs. Cincinnati (Sept. 9) ... played on special teams against Air Force (Sept. 16), Purdue (Sept. 23), Michigan State (Oct. 7), Indiana (Oct. 14), Rutgers (Oct. 28), Minnesota (Nov. 4) and Ohio State (Nov. 25) ... assisted on one tackle at Maryland (Nov. 11) ... registered one solo stop at Wisconsin (Nov. 18) ... saw action as extra defensive back against the Terrapins and Badgers ... played on special teams against South Carolina in the Outback Bowl (Jan. 1).

Prep ... attended Cass Technical High School (2017)

coached by Thomas Wilcher ... led Cass Technical to the 2016 Michigan Division 1 State Championship and a perfect 14-0 record ... helped Cass Tech to 12-win seasons each year he played on varsity, with the program suffering just four losses in his four years at the school ... **Key Statistics** ... recorded 62 tackles, 26 pass breakups, two interceptions, and two sacks as a senior ... carried the ball 58 times for 647 yards and scored eight touchdowns senior year; added three touchdown catches with 119 total receiving yards ... **Honors and Rankings** ... played in the Under Armour All-American Game ... 247.com four-star recruit, rated No. 260 overall prospect nationally and the No. 21 safety in the country ... ESPN four-star prospect, ranked the No. 18 safety and No. 6 player in Michigan ... Scout four-star prospect, rated No. 269 player nationally and the No. 1 safety in Michigan ... PrepStar four-star prospect and ranked as the No. 265 player nationally ... 2016 Associated Press First Team All-State and Player of the Year in Michigan ... 2016 Detroit News All-State Dream Team ... 2016 MLive Detroit Defensive Dream Team member ... PrepStar Top 350 All-American selection ... attended the 2016 The Opening in Beaverton, Oregon.

Personal ... Jaylen Kelly-Powell was born March 10, 1998 ... attended the same high school as U-M players Donovan Peoples-Jones and Michael Onwenu, as well as former players Jourdan Lewis and Delano Hill ... cousin of fellow Wolverine early enrollee Ambry Thomas ... enrolled in the College of Literature, Science and the Arts.



Defensive Line
6-3, 280, Jr.
Boulder, Colo.
Fairview HS

CARLO
KEMP **

At Michigan ... two-year letterman ... 2017 Academic All-Big Ten Conference ... has appeared in 15 games as a reserve defensive end ... contributed three tackles during his career.

Sophomore (2017) ... earned second varsity letter ... Academic All-Big Ten ... played in all 13 games ... registered three tackles ... made his season debut against Florida in the Advocare Classic (Sept. 2), making one solo tackle and contributing on special teams ... registered one quarterback hurry against Cincinnati (Sept. 9) ... played snaps at defensive end against Air Force (Sept. 16), Purdue (Sept. 23), Michigan State (Oct. 7), Indiana (Oct. 14), Rutgers (Oct. 28), Minnesota (Nov. 4), Maryland (Nov. 11), Wisconsin (Nov. 18) and Ohio State (Nov. 25) ... assisted on one tackle from defensive end position at Penn State (Oct. 21) ... tallied one solo tackle at defensive end against South Carolina in the

Outback Bowl (Jan. 1).

Freshman (2016) ... made collegiate debut at defensive end against Colorado (Sept. 17) ... saw first career Big Ten action as backup defensive end at Rutgers (Oct. 8).

Prep ... attended Fairview High School (2015) coached by Tom McCartney ... maintained a 4.0 grade point average all four years ... four-year letterman that helped lead Fairview to a state runner-up finish as a sophomore ... **Key Statistics** ... registered 203 tackles, including 143 solo tackles throughout his career, averaging 5.3 tackles per game ... recorded 14 career sacks with one interception ... made 81 tackles, seven tackles for loss with four sacks, recovered one fumble and blocked one field goal attempt as a senior ... registered 66 tackles, 20 TFLs and eight sacks as a junior ... rushed for 11 touchdowns as a running back during his junior year ... as a sophomore, posted 82 tackles, including 5 sacks among 15 tackles for loss. Also recovered five fumbles on the season ... **Honors and Rankings** ... three-time CHSAA 5A first-team all-state member ... three-time first-team all-conference member and second-team selection as a freshman ... conference Defensive Player of the Year as a sophomore and senior ... three-time Fairview High School Defensive Player of the Year (2013-15) ... Rivals.com four-star prospect and the No. 1 prospect in Colorado ... Scout.com four-star prospect and the No. 37 defensive end prospect in the nation ... ESPN.com four-star prospect, the No. 42 defensive end nationally and the No. 1 prospect in Colorado ... PrepStar Magazine All-American, the 195th-rated overall player nationally and the 22nd-ranked defensive end prospect ... 2015 Colorado Golden Helmet Award Winner.

Personal ... Carlo Kemp was born on Jan. 1, 1998 ... nephew of Chuck Pagano (Indianapolis Colts Head Coach) and John Pagano (San Diego Chargers Defensive Coordinator) ... enrolled in the College of Literature, Science and the Arts, majoring in American Culture.

Carlo Kemp's Career Defensive Statistics

Year	GP/GS	S-A-TT	TFL	Sacks	Int.	FR	PBU
2016	2/0	0-0-0	0-0	0-0	0-0	0-0	0
2017	13/0	2-1-3	0-0	0-0	0-0	0-0	0
Career	15/0	2-1-3	0-0	0-0	0-0	0-0	0



Defensive Back
5-11, 215, Sr.
Huber Heights, Ohio
Wayne HS

TYREE KINNEL ***

At Michigan ... three-year letterman ... played in 33 contests during his career with 12 starts at free safety ... steady special teams contributor throughout his career ... needs 11 tackles for 100 in his career ... contributed 89 tackles, 5.5 tackles for loss, one sack, two interceptions and nine pass breakups in his career ... returned his first career interception 28 yards for a touchdown against Cincinnati (Sept. 9, 2017) ... 2017 All-Big Ten honorable mention.

Junior (2017) ... earned third varsity letter ... Most Improved Player on defense as selected by the coaching staff ... All-Big Ten honorable mention (coaches and media) ... started all 13 games at safety ... led the secondary with a career-best 70 tackles, 5.5 tackles for loss, one sack, two interceptions, and nine pass breakups ... made six tackles, 1.5 tackle for loss and first career pass breakup against Florida in the Advocate Classic (Sept. 2); it was his first career starting assignment ... recorded a career-high nine stops, including seven solo tackles, and two pass breakups to lead the team against Cincinnati (Sept. 9); added his first career sack and first career interception, which he returned 28 yards for his first career touchdown ... named Big Ten Defensive Player of the Week for his performance against Cincinnati (Sept. 9) ... assisted on one tackle vs. Air Force (Sept. 16) ... registered three stops at Purdue (Sept. 23), including two solo tackles ... tallied five tackles against Michigan State (Oct. 7) ... recorded five solo stops among his six total tackles at Indiana (Oct. 14); added two PBUs and one tackle for loss ... sealed the victory over the Hoosiers with an interception on the final play of overtime ... credited with seven tackles at Penn State (Oct. 21) ... made two stops and one pass breakup vs. Rutgers (Oct. 28) ... enjoyed a five-tackle day against Minnesota (Nov. 4), adding one PBU and one tackle for loss ... led the team with a career-high 11 tackles at Maryland (Nov. 11), including a career-best seven solo stops ... credited with seven tackles and one pass breakup at Wisconsin (Nov. 18) ... recorded four stops with one pass breakup vs. Ohio State (Nov. 25) ... tallied three solo tackles and one TFL against South Carolina in the Outback Bowl (Jan. 1).

Sophomore (2016) ... earned second varsity letter ... played in all 13 games ... saw action at safety and on special teams units ... posted 17 tackles, one for loss and one forced fumble ... picked up three-tackle efforts against Hawaii (Sept. 3) and UCF (Sept. 10) and was named Special Teams Player of

the Game against UCF ... made one stop against Colorado (Sept. 17) ... forced a fumble against Penn State (Sept. 24) and was named Special Teams Player of the Game ... assisted on one stop at Rutgers (Oct. 8), playing safety and special teams ... made one solo stop against Illinois (Oct. 22) ... saw time at safety and special teams against Michigan State (Oct. 29) ... made three solo stops and his first career TFL against Maryland (Nov. 5) ... contributed one tackle at Ohio State (Nov. 26) ... played safety and on special teams vs. Florida State in the Orange Bowl (Dec. 30).

Freshman (2015) ... earned first varsity letter ... played on special teams in eight contests ... assisted on two tackles ... made career debut at Maryland (Oct. 3) ... assisted on stops at Penn State (Nov. 21) and against Ohio State (Nov. 28) ... played special teams vs. Florida in the Citrus Bowl (Jan. 1).

Prep ... attended Wayne High School (2015) coached by Jay Minton ... **Honors and Rankings** ... Rivals.com four-star prospect, the No. 15 safety and the No. 10 prospect in Ohio ... 4-star prospect, the No. 10 safety nationally and the No. 1 safety in Ohio according to Scout.com ... four-star recruit, the nation's No. 196th overall prospect, No. 12 safety prospect and the seventh-best player in Ohio according to ESPN.com.

Personal ... Tyree Kinnel was born January 31, 1997 ... enrolled in the College of Literature, Science and the Arts, majoring in general studies.

Tyree Kinnel's Career Defensive Statistics

Year	GP/GS	S-A-TT	TFL	Sacks	Int.	FR	PBU
2015	8/0	0-2-2	0-0	0-0	0-0	0-0	0
2016	13/0	11-6-17	1-5	0-0	0-0	0-0	0
2017	13/13	44-26-70	5.5-16	1-0-8	2-28	0-0	9
Career	34/13	55-34-89	6.5-21	1-0-8	2-28	0-0	9



Defensive Back
5-11, 198, Jr.
Los Angeles, Calif.
Loyola HS

DAVID LONG *

At Michigan ... 2017 letterman ... played in 17 contests during his career with 13 starts at cornerback ... recorded eight pass breakups, two interceptions, an assisted sack, two tackles for loss and 21 total stops during his career ... 2017 All-Big Ten honorable mention.

Sophomore (2017) ... earned first varsity letter ... All-Big Ten honorable mention (media) ... started all 13 games at cornerback ... contributed 21 tackles, two tackles for loss, an assisted sack, two interceptions and eight pass breakups ... earned his first career start at cornerback against Florida in the

Advocare Classic (Sept. 2) ... assisted on one tackle vs. Cincinnati (Sept. 9) ... recorded a career-high five tackles and one TFL against Air Force (Sept. 16) ... broke up one pass, the first of his career, and added one tackle at Purdue (Sept. 23) ... posted two stops against Michigan State (Oct. 7) ... contributed three tackles at Indiana (Oct. 14), adding half-a-sack and one pass breakup ... made one solo stop and picked off one pass with a 25-yard return at Penn State (Oct. 21) ... started at cornerback and contributed on special teams against Rutgers (Oct. 28) ... registered one assisted tackle vs. Minnesota (Nov. 4) ... made three stops and returned an interception 80 yards at Maryland (Nov. 11), adding an additional breakup ... recorded three tackles with half a tackle for loss at Wisconsin (Nov. 18) ... batted down one pass attempt vs. Ohio State (Nov. 25) ... credited with two pass breakups and one solo stop against South Carolina in the Outback Bowl (Jan. 1).

Freshman (2016) ... played in four games ... made college debut as backup cornerback vs. Hawaii (Sept. 3) ... played on special teams against Colorado (Sept. 17) ... saw action at cornerback vs. Penn State (Sept. 24) ... played cornerback and special teams at Rutgers (Oct. 8).

Prep ... attended Loyola High School (2016) coached by Marvin Sanders ... **Key Statistics** ... recorded 19 tackles, five pass breakups and one interception as a senior ... caught 25 passes for 525 yards and seven touchdowns senior year ... made 25 receptions for 414 yards and scored three touchdowns as a junior ... **Honors and Rankings** ... rated as a four-star prospect by Rivals.com; listed as the No. 81 prospect nationally and the No. 15 overall player in California ... ESPN four-star recruit, the No. 13 prospect in California and the 104th-best player nationally in the ESPN300 ... Scout.com four-star recruit, the fifth-best cornerback nationally and the top-rated cornerback in the West ... PrepStar Magazine All-American, the nation's No. 190 overall player and the 12th-rated athlete in the country ... participated in 2016 U.S. Army All-American Bowl.

Personal ... David Long was born February 6, 1998 ... enrolled in the College of Literature, Science and the Arts, majoring in sociology.

Long's Career Defensive Statistics

Year	GP/GS	S-A-TT	TFL	Sacks	Int.	FR	PBU
2016	4/0	0-0-0	0-0	0-0	0-0	0-0	0
2017	13/13	12-9-21	2.0-9	0.5-7	2-105	0-0	8
Career	17/13	12-9-21	2.0-9	0.5-7	2-105	0-0	8



Defensive End
6-6, 244, Sr.
Lake Orion, Mich.
Lake Orion HS

JOHN
LUBY

Junior (2017) ... Academic All-Big Ten Conference ... did not see game action ... earned a spot on the team after participating in a walk-on tryout prior to spring football.

Personal ... John Luby was born February 8, 1997 ... enrolled in the College of Literature, Science and the Arts, majoring in economics.



Defensive Line
6-4, 285, 5th Sr.
Southfield, Mich.
Southfield HS

LAWRENCE
MARSHALL ***

At Michigan ... three-year letterman ... has appeared in 18 career games ... contributed 10 tackles and one fumble recovery during his career.

Senior (2017) ... earned third varsity letter ... played in 11 games at defensive tackle ... contributed five tackles and one fumble recovery ... recovered his first career fumble against Florida in the Advocare Classic (Sept. 2) ... contributed a season-high two tackles against Cincinnati (Sept. 9) ... saw action at defensive tackle against Air Force (Sept. 16), Indiana (Oct. 14), Penn State (Oct. 21), Rutgers (Oct. 28) and Wisconsin (Nov. 18) ... assisted on one stop against Minnesota (Nov. 4), Maryland (Nov. 11) and Ohio State (Nov. 25) ... played defensive tackle against South Carolina in the Outback Bowl (Jan. 1).

Junior (2016) ... earned second varsity letter ...

played in three contests ... contributed five tackles ... tallied two tackles in the season opener vs. Hawaii (Sept. 3) ... made one stop against UCF (Sept. 10) ... made a career-high two solo stops against Maryland (Nov. 5) ... named Defensive Scout Team Player of the Week against Indiana (Nov. 19).

Sophomore (2015) ... appeared in four games ... made his Wolverine debut against UNLV (Sept. 19) and also played against BYU (Sept. 26) ... saw action against Florida in the Citrus Bowl (Jan. 1).

Freshman (2014) ... did not see game action.

Prep ... attended Southfield High School (2014) coached by Tim Conley ... **Key Statistics** ... registered 68 tackles, 8.0 sacks and three forced fumbles as a senior ... **Honors and Rankings** ... selected to the Detroit News Blue Chip List as a senior ... named to the Detroit Free Press All-State Dream Team ... participated in the 2014 Offense-Defense All-American Bowl.

Personal ... Lawrence Marshall was born February 12, 1995 ... enrolled in the College of Literature, Science and the Arts, majoring in general studies.

Lawrence Marshall's Career Defensive Statistics

Year	GP/GS	S-A-TT	TFL	Sacks	Int.	FR	PBU
2015	4/0	0-0-0	0-0	0-0	0-0	0-0	0
2016	3/0	3-2-5	0-0	0-0	0-0	0-0	0
2017	11/0	1-4-5	0-0	0-0	0-0	1-0	0
Career	18/0	4-6-10	0-0	0-0	0-0	1-0	0



Wide Receiver
5-11, 202, Jr.
Grand Rapids, Mich.
Forest Hills Northern HS

JAKE
MARTIN

Sophomore (2017) ... Academic All-Big Ten Conference ... did not see game action.

Freshman (2016) ... did not see game action.

Prep ... attended Forest Hills Northern High School (2016) coached by Ryan Oshnock ... three-year varsity letterman ... National Honors Society member ... **Other Sports** ... lettered in basketball ... **Honors and Rankings** ... Grand Rapids All-Area Dream Team, All-State Honorable Mention.

Personal ... Jake Martin was born March 8, 1998 ... enrolled in the School of Engineering, majoring in industrial and operational engineering.



80
Wide Receiver
6-1, 200, So.
Coralville, Iowa
West Senior HS

OLIVER MARTIN

Freshman (2017) ... did not see game action.

Prep ... attended Iowa City West Senior High School (2017) coached by Garrett Hartwig ... **Key Statistics** ... caught 85 passes for 1272 yards and 16 touchdowns as a senior ... caught 71 passes for 1171 yards and 14 touchdowns as a junior ... recorded 61 catches for 759 yards and 5 touchdowns a sophomore ... caught 20 passes for 231 yards as a freshman ... caught 26 passes for 365 yards and four touchdowns, while returning a kickoff 85 yards for a touchdown in the Iowa Class 4A playoffs ... **Honors and Rankings** ... 247.com four-star recruit, ranked No. 170 nationally and No. 1 in Iowa ... ESPN four-star recruit, rated the No. 60 wide receiver and No. 3 player in Iowa ... Scout four-star prospect, ranked No. 216 overall and No. 30 at wide receiver ... PrepStar three-star recruit ... played in the 2017 U.S. Army All-American Bowl ... Iowa Newspaper Association 2016 Division 4A All-State First Team ... 2016 Iowa Gatorade Player of the Year ... set the Iowa City West Senior High School receptions record with 239 ... attended the 2016 The Opening in Beaverton, Oregon.

Personal ... Oliver Martin was born November 3, 1998 ... played three sports at Iowa City West Senior High ... excelling in swimming and baseball in addition to football ... enrolled in the College of Literature, Science and the Arts.



42
Fullback
6-3, 254, So.
Newtown, Conn.
Newtown

BEN MASON *

Freshman (2017) ... earned first varsity letter ... Michigan's Toughest Player of the Year award recipient as voted by his teammates ... played in all 13 games; saw action at fullback in nine contests and contributed on special teams in every game ... rushed three times for four yards and scored two touchdowns ... contributed two special teams tackles ... made his collegiate debut against Florida in the Advocate Classic (Sept. 2), contributing one special teams stop ... saw snaps at fullback and as a special teams contributor against Cincinnati (Sept. 9), Air Force (Sept. 16), Purdue (Sept. 23), Rutgers (Oct. 28), Minnesota (Nov. 4) and Maryland (Nov. 11) ... contributed on special teams against Michigan State (Oct. 7) and at Penn State (Oct. 21) ... made his first career special teams tackle at Indiana (Oct. 14) ... on his first career carry, dove into the end zone for a one-yard touchdown at Wisconsin (Nov. 18) ... made his first career start at fullback in the Ohio State (Nov. 25) games, gaining two yards on the game's first offensive play ... had one-yard touchdown run against South Carolina in the Outback Bowl (Jan. 1).

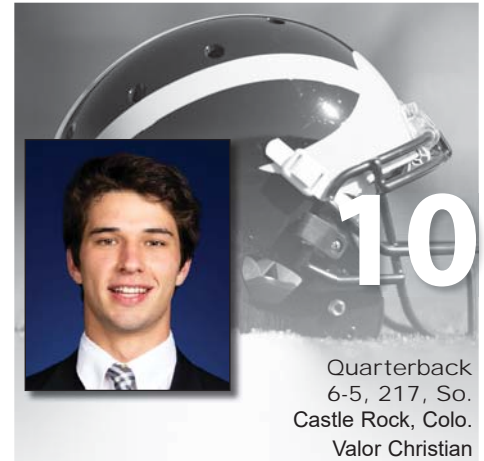
Prep ... attended Newtown High School (2017) coached by Steve George ... helped lead Newtown to a 10-1 record and a Class LL playoff appearance ... the Nighthawks lost just five games in his time at Newtown, with three South-West Conference titles and four consecutive playoff appearances ... **Key Statistics** ... recorded 63 tackles, three tackles for loss, two interceptions, returning one for a touchdown, and forced two fumbles as a senior ... ran the ball 80 times for 719 yards and scored 11 touchdowns senior year ... caught 15 passes for 188 yards and three touchdowns as a senior ... amassed 113 tackles, 11 TFLs, four sacks, a fumble recovery, and four interceptions as a junior ... carried the ball 43 times for 231 yards and six touchdowns junior year, while catching 24 balls for 416 touchdowns and nine TDs ... registered 110 tackles, 6 TFLs, 5.5 sacks, two fumble recoveries and a pair of interceptions during his sophomore season ... **Honors and Rankings** ... Rivals three-star prospect ... ESPN four-star prospect, rated No. 3 player in Connecticut and the No. 29 OLB prospect nationally ... 247.com three-star recruit and ranked as the No. 5 player in Connecticut ... PrepStar three-star recruit, named PrepStar All-East Region ... First-team all-state as a junior and senior ... 2016 Connecticut Gatorade Player of the Year ... 2016 Defensive Player of the Year in Connecticut as named by USA Today ... 2015 and 2016 CHSCA All-State First Team ... two-time New Haven Register first team all-state per-

former ... 2016 Walter Camp All-Connecticut selection and Connecticut Player of the Year.

Personal ... Ben Mason was born February 19, 1998 ... maintained a 3.78 GPA at Newtown High School ... enrolled in the College of Literature, Science and the Arts.

Mason's Career Rushing Statistics

Year	GP/GS	Att.	Yards	Avg.	Per/Game	TD	Long
2017	13/1	3	4	1.3	0.3	2	2
Career	13/1	3	4	1.3	0.3	2	2



10
Quarterback
6-5, 217, So.
Castle Rock, Colo.
Valor Christian

DYLAN MCCAFFREY

Freshman (2017) ... selected by the coaches as the Scout Team Player of the Year on offense ... named the Scout Team Offensive Player of the Week against Cincinnati (Sept. 9) ... did not see game action.

Prep ... attended Valor Christian High School (2017) coached by Rod Sherman ... helped lead Valor Christian to the CHSAA Class 5A state championship in all four seasons, with state titles in 2013, 2015 and 2016 ... **Key Statistics** ... completed 204-of-306 passes for 2,796 yards and 31 touchdowns as a senior ... rushed 107 times for 579 yards and scored 13 touchdowns senior year; added two receiving scores ... completed 64.7% of his passes for 2,800 yards and 27 touchdowns as a junior ... carried the ball for 592 yards and 13 touchdowns ... threw for 2,378 yards and 22 touchdowns while completing 60% of his passes as a sophomore ... **Honors and Rankings** ... rated by ESPN as a four-star prospect, the No. 45 player nationally and the No. 2 QB in the country ... Scout.com four-star prospect, the No. 101 player nationally and the top-rated QB in Colorado ... 247.com four-star prospect, the No. 45 player nationally and the No. 3 QB prospect in the country ... PrepStar five-star recruit and ranked as the No. 22 player nationally ... participated in the U.S. Army All-American Game ... played in the inaugural Polynesian Bowl on January 22, 2017 ... 2016 Colorado Gatorade Player of the Year ... CHSAA Class 5A 2015 and 2016 Player of the Year ... CHSAA Class 5A 2015 and 2016 First Team All-State ... member of the PrepStar Top 150 Dream Team ... finalist for Maxwell Football Club's National High School Player of the Year ... attended the 2016 The Opening in Beaverton, Oregon ... 2016 Elite 11 Finalist.

Personal ... Dylan McCaffrey was born March 25, 1999 ... son of Ed and Lisa McCaffrey ... father (Ed) played college football at Stanford and won three

Super Bowls with the Denver Broncos ... brother (Christian) played running back for Stanford and brother (Max) played college football at Duke and was on the practice squad for the Green Bay Packers ... maintained a 3.64 GPA at Valor Christian ... enrolled in the College of Literature, Science and the Arts.



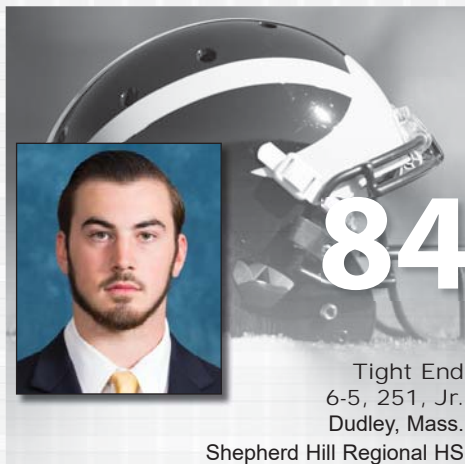
Wide Receiver
6-0, 185, So.
Solon, Ohio
Solon HS

JACOB MCCURRY

Freshman (2017) ... selected as the Scout Team Player of the Year on special teams by the coaching staff ... did not see game action ... named Scout Team Special Teams Player of the Week three times for his role in helping the team prepare for the Florida (Sept. 2), Purdue (Sept. 23) and Minnesota (Nov. 4) games.

Prep ... graduated from Solon High School (2017) coached by Jim McQuaide ... awarded the Academic Scholar Award and the President's Education Award in 2016 ... winner of the 2014 Athlete Medallion Award for the highest GPA on the football team ... **Key Statistics** ... led Solon to a 10-2 record and an appearance in the Division 1 Regional Semifinals as a senior ... set the program records for most receptions and receiving yards in 2015 ... **Honors and Rankings** ... team captain as a senior ... first-team All-Greater Cleveland Conference (2015-16), All-District and Special Mention All-Ohio in 2016 as a senior ... 247sports two-star recruit, ranked No. 3221 player nationally, No. 448 wide receiver nationally and No. 124 player in Ohio ... member of the Associated Press Northeast Ohio All-District Team and second-team selection on offense in 2015 ... Northeast Ohio All-District Special Mention in 2014.

Personal ... Jacob was born July 29, 1998 ... son of Kenneth and Lisa McCurry ... enrolled in the Ross School of Business, majoring in business administration.



Tight End
6-5, 251, Jr.
Dudley, Mass.
Shepherd Hill Regional HS

SEAN MCKEON **

At Michigan ... two-year letterman ... played in 17 career games and started in 10 contests at tight end ... caught 33 passes for 313 yards (9.5 avg.) and three touchdowns during his career ... has caught a pass in 10 straight games entering the 2018 season ... 2017 Academic All-Big Ten Conference ... earned All-Big Ten honorable mention from the media in 2017.

Sophomore (2017) ... earned second varsity letter ... Academic All-Big Ten ... All-Big Ten honorable mention (media) ... played in all 13 contests and started 10 games at tight end ... played on special teams units ... led team with 31 receptions and was third with 301 receiving yards ... caught a team-high three receiving touchdowns ... had a reception in 12 of the 13 games ... made three receptions for 25 yards against Florida in the Advocare Classic (Sept. 2) ... brought in two catches for 13 yards vs. Cincinnati (Sept. 9) ... played tight end and on special teams against Air Force (Sept. 16) ... set career-highs in both receptions (five) and receiving yards (82) at Purdue (Sept. 23) ... followed up career-best receiving day with four catches for 59 yards vs. Michigan State (Oct. 7), including a 36-yard career long reception ... had a two-yard reception at Indiana (Oct. 14) ... caught three passes totaling 11 yards at Penn State (Oct. 21) ... finished as the team's leading receiver against Rutgers (Oct. 28), grabbing three passes for 41 total yards ... led the team with three receptions for 22 yards and one touchdown vs. Minnesota (Nov. 4); caught his first career touchdown on a 20-yard pass from Brandon Peters ... made a three-yard touchdown reception at Maryland (Nov. 11) ... caught two passes for 23 yards at Wisconsin (Nov. 18) ... made two receptions for six yards and one touchdown vs. Ohio State (Nov. 25) ... caught two passes for 16 yards against South Carolina in the Outback Bowl (Jan. 1) ... made at least one reception in each of the final 10 games.

Freshman (2016) ... earned first varsity letter ... played in four games at tight end ... caught two passes for 10 yards ... made collegiate debut at tight end against Hawaii (Sept. 3), catching two passes for 10 yards ... played tight end vs. UCF (Sept. 10) ... saw action at tight end and on special teams against Penn State (Sept. 24) ... Offensive Scout Team Player of the Game against Michigan State (Oct. 29) and against Indiana (Nov. 19).

Prep ... attended Shepherd Hill Regional High School (2015) coached by Chris Lindstrom ... Key

Statistics ... caught 23 passes for 334 yards and three touchdowns as a senior ... hauled in 19 receptions for 354 yards and three touchdowns during his junior year ... racked up 57 tackles, 11 TFLs and eight sacks as a defensive end as a junior ... **Honors and Rankings** ... Rivals.com three-star prospect, the No. 32 tight end nationally and the third-best prospect in the state of Massachusetts ... Scout.com three-star prospect and the nation's 32nd-rated tight end ... three-star prospect by ESPN; rated as the No. 22 tight end nationally and the second-best overall prospect in Massachusetts ... PrepStar Magazine All-East Region and a three-star prospect ... two-time USA Today All-State selection and ESPN Boston All-State selection ... two-time Suite Sports Central Massachusetts All-Star Team ... two-time Central Massachusetts All-Star Team ... two-time Max Prep All-State Team selection ... 2015 Worcester Telegram and Gazette Super Team All-Star and 2014 Central Massachusetts All-Star Team selection ... 2015 Mid Wach A (Wachusett) Defensive MVP and All-Star ... named to 2015 Massachusetts Coaches Association All-State Team ... top performer at the 2015 Nike Sparq Combine in New Jersey, scoring the highest overall rating among all participants ... 2015 Tight End MVP at the NUC 5-star Elite New Jersey Camp ... member of the 2015 Massachusetts Elite 7x7 all-star team and played in the first annual New England vs. New York/New Jersey 7x7 All-Star Game.

Personal ... Sean McKeon was born December 28, 1997 ... enrolled in the Ross School of Business, majoring in business administration.

Sean McKeon's Career Receiving Statistics

Year	GP/GS	No.	Yards	Avg.	Per/Game	TD	Long
2016	4/0	2	10	5.0	2.5	0	5
2017	13/10	31	303	9.7	23.2	3	36
Career	17/10	33	313	9.5	18.4	3	36



Defensive Back
6-0, 204, Jr.
Pembroke Pines, Fla.
Flanagan HS

JOSH METELLUS **

At Michigan ... two-year letterman ... played in 22 contests during his career with 13 starts, including 12 at safety and one at viper/linebacker ... 2017 All-Big Ten honorable mention ... posted 65 tackles during his career, including 1.5 tackles for loss, one sack and five pass breakups.

Sophomore (2017) ... earned second varsity letter ... All-Big Ten honorable mention (coaches and media) ... played in all 13 games and made 12 starts at safety ... contributed on special teams in every game ... amassed 50 tackles, an assisted tackle for loss, one forced fumble and five pass breakups ...

made the second start of his career and his first at safety against Florida in the Advocare Classic (Sept. 2); tallied three solo stops, one forced fumble and one pass breakup ... registered two solo stops vs. Cincinnati (Sept. 9) ... contributed six assisted tackles against Air Force (Sept. 16) ... tallied three tackles at Purdue (Sept. 23) ... recorded one pass breakup vs. Michigan State (Oct. 7) ... had four solo stops en route to a seven-tackle day at Indiana (Oct. 14) ... registered three tackles at Penn State (Oct. 21) ... contributed two tackles vs. Rutgers (Oct. 28) ... made three stops against Minnesota (Nov. 4) ... posted six tackles, an assisted TFL and one PBU at Maryland (Nov. 11); blocked a punt that set-up a Michigan touchdown ... totaled a career-best eight tackles and one pass breakup at Wisconsin (Nov. 18) ... contributed six tackles and one PBU against Ohio State (Nov. 25) ... assisted on one tackle against South Carolina in the Outback Bowl (Jan. 1).

Freshman (2016) ... earned first varsity letter ... played in nine contests ... posted 15 tackles, one TFL and one sack ... made career debut as backup safety against Penn State (Sept. 24) ... led defense with six tackles and one sack at Rutgers (Oct. 8) ... took snaps on special teams and at safety position against Rutgers and Illinois (Oct. 22) ... tallied one solo tackle against the Illini ... contributed on special teams and defense at Michigan State (Oct. 29), tallying one tackle ... assisted on a special teams tackle at Ohio State (Nov. 26) ... made first career start at linebacker vs. Florida State in the Orange Bowl (Dec. 30), posting six tackles and a defensive two-point conversion on a blocked PAT return ... started for an injured Jabrill Peppers against the Seminoles.

Prep ... attended Charles W. Flanagan High School (2015) coached by Devin Bush Sr. ... helped guide Flanagan to the FHSAA Class 8A state championship in 2015 ... **Key Statistics** ... recorded 56 tackles and 5.5 sacks through 13 games as a senior ... **Honors and Rankings** ... ESPN four-star prospect; rated as the No. 22 safety in the nation ... Scout.com, Rivals.com, and 247 three-star prospect ... PrepStar Magazine All-Southeast Region and a three-star prospect ... earned Class 8A first-team all-state honors as a senior.

Personal ... Josh Metellus was born January 21, 1998 ... attended the same high school as teammates Devin Gil and Devin Bush ... enrolled in the School of Kinesiology, majoring in sports management.

Josh Metellus' Career Defensive Statistics

Year	GP/GS	S-A-TT	TFL	Sacks	Int.	FR	PBU
2016	9/1	7-8-15	1-4	1-4	0-0	0-0	0
2017	13/12	24-26-50	0.5-7	0-0	0-0	0-0	5
Career	22/13	31-34-65	1.5-11	1-4	0-0	0-0	5



Defensive Back
5-10, 191, 5th Sr.
Dexter, Mich.
Dexter HS

MATT
MITCHELL *

Senior (2017) ... earned first varsity letter ... Academic All-Big Ten Conference ... did not see game action.

Junior (2016) ... did not see game action.

Sophomore (2015) ... earned U-M Athletic Academic Achievement ... did not see game action.

Freshman (2014) ... did not see game action.

Prep ... attended Dexter High School (2014) coached by Ken Koenig ... National Honors Society ... graduated Summa Cum Laude ... two-year varsity letterman in football ... **Honors and Rankings** ... first team all-conference as a senior ... C.H.I.P. Scholarship recipient from booster club for leadership, integrity, and hard work senior year ... first-team all-academic in conference senior year ... **Other Sports** ... also participated in golf.

Personal ... Matthew James Mitchell was born March 30, 1996 ... enrolled in the Ross Business School, majoring in business administration.



Defensive Line
6-4, 335, 5th Sr.
Salt Lake City, Utah
Highland HS

BRYAN
MONE ***

At Michigan ... three-year letterman ... two-time Academic All-Big Ten Conference (2016, '17) ... earned U-M Athletic Academic Achievement ...

played in 35 career games and made seven starts at defensive tackle ... contributed 31 tackles, 3.5 tackles for loss, two pass breakups and two fumble recoveries during his career ... missed the 2015 season after suffering leg injury during fall camp.

Senior (2017) ... Academic All-Big Ten ... named to watch list for the Polynesian College Football Player of the Year ... played in all 13 games and made five starts at defensive tackle ... assisted on 10 tackles, one tackle for loss and batted down one pass ... started the season-opener against Florida in the Advocare Classic (Sept. 2), playing nose tackle and contributing on special teams ... started at nose tackle vs. Cincinnati (Sept. 9) ... played nose tackle against Air Force (Sept. 16), Purdue (Sept. 23), Rutgers (Oct. 28) and Wisconsin (Nov. 18) ... made three assisted stops with half a tackle for loss against Michigan State (Oct. 7) ... assisted on one tackle at Indiana (Oct. 14) ... started at nose tackle against Penn State (Oct. 21) ... made an assisted stop against Minnesota (Nov. 4) ... started at nose tackle against Maryland (Nov. 11) ... credited with five stops and half a tackle for loss against Ohio State (Nov. 25) ... batted down one pass in starting assignment against South Carolina in the Outback Bowl (Jan. 1).

Junior (2016) ... earned second varsity letter ... Academic All-Big Ten ... played in 10 contests and made one starting assignment ... started at nose tackle against Hawaii (Sept. 3) ... returned to action against Wisconsin (Oct. 1) after missing three contests due to injury sustained against the Rainbow Warriors ... assisted on stops against Wisconsin and Rutgers (Oct. 8) ... recovered fumble against the Scarlet Knights ... played defensive tackle against Illinois (Oct. 22) and Michigan State (Oct. 29) ... assisted on one tackle against Maryland (Nov. 5) and Indiana (Nov. 19) ... tallied three stops at Iowa (Nov. 12) ... tallied a career-best three tackles at Ohio State (Nov. 26) ... posted one TFL and his first career PBU against the Buckeyes ... contributed two tackles vs. Florida State in the Orange Bowl (Dec. 30).

Sophomore (2015) ... earned U-M Athletic Academic Achievement ... did not see game action after suffering season-ending injury during fall camp.

Freshman (2014) ... earned first varsity letter ... appeared in 12 games, making one start ... recorded nine tackles, 1.5 TFLs and one fumble recovery ... made collegiate debut against Appalachian State (Aug. 30) ... posted career-high three tackles at Notre Dame (Sept. 6) ... recorded one tackle vs. Miami (Ohio) ... made first collegiate start against Penn State (Oct. 11) ... posted first career TFL and first career fumble recovery vs. Indiana (Nov. 1) ... recorded one tackle at Ohio State (Nov. 29).

Prep ... attended Highland High School (2014) coached by Brody Benson ... **Key Statistics** ... totaled 144 tackles, 19 tackles for loss and 6.0 sacks during career ... registered 35 tackles (all solo) and 6.0 TFLs as a senior ... posted 70 tackles, 10.0 TFLs and 3.0 sacks as a junior ... recorded 39 tackles and 3.0 sacks as a sophomore ... **Honors and Rankings** ... participated in the 2014 Under Armour All-America Game.

Personal ... Bryan Mone was born on October 20, 1995 ... enrolled in the College of Literature, Science and the Arts, majoring in general studies.

Mone's Career Defensive Statistics

Year	GP/GS	S-A-TT	TFL	Sacks	Int.	FR	PBU
2014	12/1	2-7-9	1.5-2	0-0	0-0	1-0	0
2016	10/1	3-9-12	1-1	0-0	0-0	1-0	1
2017	13/5	0-10-10	1-2	0-0	0-0	0-0	0
Career	35/7	5-26-31	3.5-5	0-0	0-0	2-0	1



Defensive Line
6-2, 282, Jr.
Grand Rapids, Mich.
West Catholic

CARL MYERS

Sophomore (2017) ... Academic All-Big Ten ... named Scout Team Defensive Player of the Week against Florida (Sept. 2) ... did not see game action.

Freshman (2016) ... made collegiate debut at defensive tackle vs. Hawaii (Sept. 3).

Prep ... attended West Catholic High School (2016) coached by Dan Rohn ... **Honors and Rankings** ... three-time Division 5 State Champion (2013-15) ... Academic All-American ... 2015 Detroit Free Press All-State Dream Team ... 2015 Conference Player of the Year ... AP Press first-team all-state ... **Other Sports** ... lettered in track and field and baseball ... Michigan State Champion in shot put and discus.

Personal ... Carl Myers was born June 5, 1998 ... enrolled in the School of Kinesiology, majoring in sport management.



Offensive Line
6-7, 318, Sr.
McLean, Virginia
The Lawrenceville School (N.J.)

GRANT NEWSOME **

At Michigan ... two-year letterman ... two-time Academic All-Big Ten Conference (2016, '17) ... earned U-M Athletic Academic Achievement ... played in 10 career contests and made six starts.

Junior (2017) ... Pete Schmidt Courage Award recipient from the Michigan Chapter of the National Football Foundation and College Football Hall of Fame ... did not see game action ... continued to rehab injury sustained in 2016.

Sophomore (2016) ... recipient of the Dr. Arthur D. Robinson Scholarship Award as the top student-athlete on the football team ... winner of the Robert P. Ufer Bequest as the football player that shows the most love and enthusiasm for Michigan ... Academic All-Big Ten Conference ... started the first five games prior to suffering season-ending injury against Wisconsin (Oct. 1) ... earned first career start at left tackle in the Hawaii (Sept. 3) game ... started at left tackles vs. UCF (Sept. 10), when he was Offensive Lineman of the Game, and also against Colorado (Sept. 17), Penn State (Sept. 24) and Wisconsin, and was Offensive Lineman of the Game after the win over Penn State ... suffered season ending injury against Wisconsin.

Freshman (2015) ... earned first varsity letter ... earned U-M Athletic Academic Achievement ... played in five contests ... made start in a six offensive linemen set at Minnesota (Oct. 31) ... saw snaps at tackle against Rutgers (Nov. 7), at Indiana (Nov. 14) and against Ohio State (Nov. 21) ... played along the offensive line against Florida in the Citrus Bowl (Jan. 1).

Prep ... attended The Lawrenceville School (2015) coached by Danny O'Dea ... **Key Statistics** ... on defense, tallied 25 tackles, four quarterback hurries, two TFLs and one sack ... **Honors and Rankings** ... Rivals.com four-star prospect, the No. 12 offensive tackle and the No. 6 New Jersey prospect ... 4-star prospect, the No. 32 offensive tackle nationally and the No. 1 offensive tackle in New Jersey according to Scout.com ... four-star recruit, the nation's No. 253rd overall prospect, No. 27 offensive tackle prospect and No. 9 Virginia prospect according to ESPN.com.

Personal ... Grant Newsome was born March 2, 1997 ... graduate from the College of Literature, Science and the Arts with a bachelor's degree in American Culture ... enrolled in the graduate program at the Ford School of Public Policy.



Kicker
6-1, 206, Jr.
Rockford, Mich.
Rockford HS

QUINN NORDIN *

At Michigan ... semifinalist for the 2017 Lou Groza Award ... 2017 Academic All-Big Ten Conference ... 2017 All-Big Ten honorable mention (coaches and media) ... converted 19-of-24 field goals and 35-of-

38 point-after-attempts during his career ... owns the longest made field goal in AT&T Stadium history among collegiate kickers (55 yards) ... became the first freshman kicker at Michigan to ever hit two 50-yard field goals in the same game (52, 55; Sept. 2 vs. Florida).

Sophomore (2017) ... earned first varsity letter ... Academic All-Big Ten ... Lou Groza Award semifinalist ... All-Big Ten honorable mention (coaches and media) ... starting kicker in all 13 games ... led team with 92 points scored ... converted 19-of-24 field goals and 35-of-38 PATs ... hit 6-of-8 field goals from better than 40 yards; only misses came from 49 and 52 yards ... Big Ten leader and 23rd nationally in field goals per contest (1.46 avg.) ... seventh in the conference and 42d in the NCAA in field goal percentage (79.2 pct.); tied for 12th in percentage in U-M's season records ... tied for second in Michigan's season record book in field goals made (19) and lists sixth in field goals attempted (24) ... made history in his collegiate debut and was named co-Big Ten Special Teams Player of the Week after hitting 4-of-6 field goal attempts in the win over Florida in the Advocare Classic (Sept. 2) ... scored 15 points against the Gators and hit two field goals from 50-plus yards (50 and 55) ... converted field goal attempts from 24 and 28 yards and hit all four PAT attempts against Cincinnati (Sept. 9) ... matched the Michigan single-season record with five successful field goal conversions against Air Force (Sept. 16) ... converted on tries from 26, 29, 35, 36 and 49 yards and added two successful PAT tries to finish the Air Force game with 17 points, one shy of the school record ... added four PATs at Purdue (Sept. 23) ... nailed a 30-yard field goal and one PAT vs. Michigan State (Oct. 7) ... converted on 38- and 40-yard field goals and three PATs at Indiana (Oct. 14) ... hit one extra point and missed another at Penn State (Oct. 21) ... converted on all five PATs against Rutgers (Oct. 28), but missed a 37-yard field goal try, snapping a string of 10 straight consecutive made field goals ... missed a 49-yard try against Minnesota (Nov. 4) ... hit all five PATs but missed a 31-yard attempt at Maryland (Nov. 11) ... converted on a 39-yard field goal and hit one extra point at Wisconsin (Nov. 18) ... connected on two PATs against Ohio State (Nov. 25), but had a third try blocked ... hit field goals of 35, 26, 45 and 48 yards against South Carolina in the Outback Bowl (Jan. 1).

Freshman (2016) ... did not see game action.

Prep ... attended Rockford High School (2016) coached by Ralph Munger ... **Key Statistics** ... punted 10 times as a senior, with seven going for 50+ yards, including a 67-yard career long (52.9 avg.); had six punts downed inside the opponent's 20-yard line ... converted 2-3 field goal attempts with a long of 51 during senior year ... 19 of his 23 kickoffs went for touchbacks as a senior ... punted the ball 26 times for 1,020 yards (39.2 avg.) with a long of 55 as a junior ... totaled 12 kicks inside the opposition's 20-yard line and had five kicks of 50+ yards junior year ... 22 of his 29 kickoffs resulted in touchbacks as a junior ... **Honors and Rankings** ... USA Today High School All-America first team ... listed as the nation's top kicker by Scout.com and the No. 9 overall kicker by ESPN ... rated as a three-star prospect by Rivals.com and the No. 22 prospect in the state of Michigan ... ESPN three-star prospect and the 19th-best player in Michigan ... Scout.com four-star prospect and the nation's and Michigan's top-rated kicker

Personal ... Quinn Nordin was born August 16, 1998 ... enrolled in the College of Literature, Science and the Arts.

Nordin's Career Field Goal Statistics

Year	GP	FM-FA	Pct.	PATs	Long	Points
2017	13	19-24	79.2	35-38	55	92
Career	13	19-24	79.2	35-38	55	92



Linebacker
6-2, 225, Sr.
Fort Lauderdale, Fla.
Cardinal Gibbons HS

**JAMESON
OFFERDAHL ***

Junior (2017) ... earned first varsity letter ... Academic All-Big Ten Conference ... selected by the coaching staff as the Scout Team Player of the Year on defense ... made career debut on special teams against Ohio State (Nov. 26).

Sophomore (2016) ... did not see game action.

Freshman (2015) ... did not see game action.

Prep ... attended Cardinal Gibbons High School (2015) coached by Michael Morrill ... two-year varsity letterman ... National Honor Society.

Personal ... Jameson Offerdahl was born August 2, 1996 ... brother, Drew, played football for Michigan from 2012-14 ... father, John, played for the Miami Dolphins (1986-93) ... enrolled in the School of Engineering, majoring in mechanical engineering.



Offensive Line
6-3, 350, Jr.
Detroit, Mich.
Cass Technical HS

**MICHAEL
ONWENU ****

At Michigan ... two-year letterman ... has appeared in 20 games, playing along the offensive line in 14 contests ... started eight games at right guard and

one game at left guard ... also contributed on field goal protection unit.

Sophomore (2017) ... earned second varsity letter ... started nine games and played in 11 contests; made starts in the first eight games at right guard and the Outback Bowl against South Carolina (Jan. 1) at left guard ... started his first career game at right guard against Florida in the Advocare Classic (Sept. 2) ... made starting assignments against Cincinnati (Sept. 9), Air Force (Sept. 16), Purdue (Sept. 23), Michigan State (Oct. 7), Indiana (Oct. 14), Penn State (Oct. 21) and Rutgers (Oct. 28) ... missed the Minnesota (Nov. 4) and Maryland (Nov. 11) games due to injury ... played as an extra lineman at Wisconsin (Nov. 18) ... contributed on field goal protection unit vs. Ohio State (Nov. 25) ... started at left guard against the Gamecocks.

Freshman (2016) ... earned first varsity letter ... played in nine games ... saw action on field goal protection unit ... made collegiate debut against Hawaii (Sept. 3), playing both offensive and defensive line ... played along the offensive line vs. UCF (Sept. 10) ... played on special teams vs. Colorado (Sept. 17) and Wisconsin (Oct. 1) ... saw action at defensive tackle against Penn State (Sept. 24) ... played both ways at Rutgers (Oct. 8), logging snaps at right guard and nose tackle as well as on field goal protection unit ... saw action at guard against Illinois (Oct. 22) and Maryland (Nov. 5).

Prep ... attended Cass Technical High School (2016) coached by Thomas Wilcher ... helped lead Cass Tech to a state runner-up finish in 2015 ... **Honors and Rankings** ... participated in 2016 U.S. Army All-American Game ... Rivals.com four-star prospect and rated as the eighth-best offensive guard prospect in the nation ... rated as a four-star prospect by ESPN; listed No. 130 in ESPN300 and ranks as the second-best prospect in the state of Michigan ... Scout.com four-star prospect; ranked as the No. 140 player nationally and the eighth-best offensive guard in the country ... PrepStar Magazine All-American, the nation's No. 155 overall player and the seventh-best offensive guard nationally ... 2015 Div. 1-2 Associated Press all-state first team ... Detroit Free Press Metro All-State Team ... 2015 Cityballer of the Year.

Personal ... Michael Onwenu was born December 10, 1997 ... attended the same high school as former Wolverine players Jourdan Lewis, Delano Hill and David Dawson ... enrolled in the College of Literature, Science and the Arts, majoring in African American studies.



Offensive Line
6-4, 296, So.
Berrien Springs, Mich.
Berrien Springs

**PHILLIP
PAEA**

Freshman (2017) ... did not see game action.

Prep ... attended Berrien Springs High School (2017) coached by Tony Scaccia ... **Key Statistics** ... tallied 53 tackles, eight TFLs, three sacks, two fumble recoveries and two pass breakups as a senior ... recorded 67 tackles, 12 TFLs, two sacks and two fumble recoveries as a junior ... **Honors and Rankings** ... 247.com three-star prospect, ranked as the No. 35 DT in the nation and No. 11 player in Michigan ... ESPN four-star prospect and rated as the No. 30 DT in the nation ... Scout.com three-star prospect and ranked as the No. 1 DT in Michigan ... PrepStar three-star recruit and named to the publication's All-Midwest Region ... played in the inaugural Polynesian Bowl on January 22, 2017 ... 2015 and 2016 Detroit News All-State Dream Team.

Personal ... Phillip Paea was born March 25, 1999 ... enrolled in the College of Literature, Science and the Arts.



Quarterback
6-2, 205, Jr.
Shreveport, La.
IMG Academy (Fla.)

SHEA
PATTERSON

Prior to Michigan ... earned two varsity letters at Mississippi (2016-17), appearing in 10 games with 10 starts ... at Mississippi, threw for 3,139 yards with 23 touchdowns and 12 interceptions ... early enrollee at Mississippi in January 2016 ... academic distinctions at Mississippi include: NFF Freshman Scholar-Athlete (2016), U.M.A.A. Honor Roll (2016), SEC Academic Honor Roll (2016), SEC Football Student-Athlete Leadership Council.


Sophomore (2017) ... started the first seven games of the season until he was lost for the season due to an injury suffered against LSU ... completed 166-of-260 pass attempts (63.8 percent) for 2,259 yards (322.7 per game) and 17 touchdowns with nine interceptions, rushing for seven first downs ... against South Alabama (Sept. 2), opened the season completing 28-of-35 pass attempts for 429 yards with four touchdowns ... connected on 32-of-43 pass attempts against UT Martin (Sept. 9) for 489 yards with five touchdowns and one interception ... went 26-of-44 passing at Cal (Sept. 16) for 363 yards with two touchdowns and three interceptions ... at No. 1 Alabama (Sept. 30), completed 14-of-29 pass attempts for 165 yards with two interceptions ... went 34-of-51 passing for 346 yards at No. 7 Auburn (Oct. 7), adding two touchdowns ... completed 22-of-35 pass attempts for 351 yards with four touchdowns against Vanderbilt (Oct. 14), and ran for another score ... went 10-of-23 passing against No. 24 LSU (Oct. 21) for 116 yards, throwing three interceptions, but left the game with an injury ... in the 2017 Grove Bowl, Mississippi's spring game, completed 21-of-30 pass attempts for 341 yards with two touchdowns.

Freshman (2016) ... started the final three games of the season after Chad Kelly was ruled out for the year with a torn ACL ... became just the sixth Mississippi quarterback to start as a freshman and the first to start three contests ... completed 72-of-132 pass attempts (54.5 percent) for 880 yards (293.3 per game) and six touchdowns with three interceptions, rushing for 13 first downs ... in his first start, led Mississippi to an upset victory at No. 8 Texas A&M (Nov. 12), constructing a 23-point fourth-quarter comeback while setting SEC freshman records with 338 passing yards and 402 total yards ... went 25-of-42 with two touchdowns and one interception, adding 15 carries for 64 yards in that game to be named SEC Freshman of the Week ... completed 20-of-42 pass attempts at Vanderbilt (Nov. 19) for 222 yards with two touchdowns, adding 13 carries for 32 yards ... against Mississippi

State (Nov. 26), completed 27-of-48 pass attempts for 320 yards with two touchdowns and two interceptions, adding 13 carries for 73 yards.

Prep ... attended IMG Academy (2016) coached by Kevin Wright ... as a senior, helped IMG to the first undefeated season in program history ... prior to transferring to IMG, played three seasons at Calvary Baptist ... also played basketball and baseball ... **Key Statistics** ... as a senior at IMG Academy, threw for 1,533 yards and 18 touchdowns ... as a junior at Calvary Baptist, threw for 2,428 yards and 38 touchdowns during his sophomore year at Calvary Baptist ... **Honors and Rankings** ... team captain ... USA Today All-American ... named MVP of the 2016 U.S. Army All-American Game after completing 6-of-9 passes for 90 yards and two touchdowns ... Rivals.com five-star prospect; listed as the top quarterback prospect in the country and the No. 3 recruit overall ... 247Sports five-star prospect; ranked as the No. 3 recruit overall ... Scout.com five-star prospect; ranked as the No. 4 recruit overall ... ESPN five-star prospect; ranked as the No. 15 recruit overall ... named MVP of the Elite 11 QB competition ... All-State honoree by USA Today; four-year All-State QB selection by the Louisiana Sports Writer Association ... earned Offensive Player of the Year honors as a senior at IMG ... led Calvary Baptist (Shreveport) to back-to-back Louisiana Division III state championships as a sophomore and junior before transferring to IMG Academy.

Personal ... Shea Christopher Patterson was born Jan. 17, 1997 ... son of Sean and Karen Patterson ... brother, Sean, is a senior player personnel analyst at Mississippi ... grandfather, George, played for the Detroit Pistons in the NBA (1967-68) ... enrolled in the College of Literature, Science and the Arts, majoring in general studies.



Defensive Line
6-4, 260, So.
Providence, R.I.
Bishop Hendrickson

KWITY
PAYE *

Freshman (2017) ... earned first varsity letter ... played in nine games at defensive end ... assisted on five tackles, while contributing 1.5 tackles for loss and one sack ... made his collegiate debut against Florida in the Advocare Classic (Sept. 2) ... Assisted on one tackle against Cincinnati (Sept. 9) ... earned snaps at defensive end against Air Force (Sept. 16), Indiana (Oct. 14), Minnesota (Nov. 4) and Maryland (Nov. 11) ... registered his first career sack at Penn State (Oct. 21), a split-sack with Mike McCray ... totaled a career-best three assisted tackles with one for a loss against the Nittany Lions ... assisted on a sack against Rutgers (Oct. 28) ...

played defensive end against South Carolina in the Outback Bowl (Jan. 1).

Prep ... attended Bishop Hendricken High School (2017) coached by Keith Croft ... led Bishop Hendricken to Rhode Island State Championship Super Bowl in 2016 ... **Key Statistics** ... tallied 65 tackles, 12 tackles for loss, and 4.5 sacks as a senior; rushed 44 times for 651 yards and 13 touchdowns ... registered 54 tackles, seven TFLs, 3.5 sacks, one forced fumble and one fumble recovery as a junior ... recorded 76 tackles, 10 TFLs, four sacks and a forced fumble as a sophomore ... **Honors and Rankings** ... 247.com three-star recruit, rated the No. 48 defensive end and the No. 968 player nationally ... ESPN four-star prospect, ranked the No. 26 defensive end and the No. 1 player in Rhode Island ... Rivals three-star prospect and rated as the No. 40 defensive end nationally ... PrepStar three-star prospect and named to the publication's All-East Region ... 2016 Rhode Island Gatorade Player of the Year ... Rhode Island Lineman of the Year ... Rhode Island First-Team All-State ... Providence Gridiron Club High School Player of the Year.

Personal ... Kwity Paye was born November 19, 1998 ... enrolled in the School of Kinesiology, majoring in health and fitness.

Paye's Career Defensive Statistics

Year	GP/GS	S-A-TT	TFL	Sacks	Int.	FR	PBU
2017	9/0	0-5-5	1.5-8	1.0-6	0-0	0-0	0
Career	9/0	0-5-5	1.5-8	1.0-6	0-0	0-0	0



Wide Receiver
6-2, 208, So.
Southfield, Mich.
Cass Technical

DONOVAN
PEOPLES-JONES *

Freshman (2017) ... earned first varsity letter ... named to Football Writers Association of American Freshman All-America team as a punt returner ... Rookie of the Year as voted on by his teammates ... All-Big Ten honorable mention as a returner (media) ... played in all 13 games and made six starts at wide receiver ... caught 22 passes for 277 yards (12.6 avg.) and carried the ball four times for 57 yards ... returned 40 punts for 320 yards (8.0 avg.) and one touchdown ... listed 28th nationally and third in the Big Ten in punt return average ... second all-time at Michigan with 40 punt returns in a season; trails only record holder Steve Breaston who returned 45 punts in 2003 ... made his collegiate debut against Florida in the Advocare Classic (Sept. 2), earning his first start as a punt returner; returned five punts for 40 yards ... registered his first carry, a 44-yard run on a jet sweep, and returned three punts for 19 yards against Cincinnati (Sept. 9) ... scored the first touchdown of his career

on the longest punt return touchdown by any Wolverine since 2006, a 79-yard score against Air Force (Sept. 16) ... made his first career receptions against Air Force, with two catches totaling 52 yards, including a long of 37 yards ... finished with two punt returns for 104 yards against the Falcons ... made an eight-yard reception in his first career start at receiver against Purdue (Sept. 23) ... had a six-yard carry and also contributed on special teams, returning three punts against Michigan State (Oct. 7) ... made four receptions for 34 yards at Indiana (Oct. 14) ... caught three passes totaling 43 yards at Penn State (Oct. 21) ... returned three punts for a total of 28 yards against Rutgers (Oct. 28), adding contributions as a wide receiver ... caught two passes for 18 yards and returned five punts totaling 39 yards vs. Minnesota (Nov. 4) ... recorded an eight-yard punt return in his only opportunity at Maryland (Nov. 11) ... made four catches for 64 yards at Wisconsin (Nov. 18), including a 48-yard career long grab and a 12-yard carry ... returned three punts for a total of 54 yards with a long of 42 yards against Ohio State (Nov. 25); credited with his first career tackle on special teams ... led team with a career-best six receptions totaling 58 yards in start against South Carolina in the Outback Bowl (Jan. 1); added four punt returns for 13 yards.

Prep ... honors student who attended Cass Technical High School (2017) coached by Thomas Wilcher ... led Cass Technical to the 2016 Michigan Division 1 State Championship with a perfect 14-0 record ... State Championship game MVP ... **Key Statistics** ... had 60 receptions for 1,071 yards and 17 touchdowns as a senior, averaging 17.8 yards per reception ... also made four interceptions while playing on defense ... caught 41 passes for 1,012 yards and 14 TDs as a junior ... **Honors and Rankings** ... played in the 2017 U.S. Army All-American Bowl ... named an Under Armour All-American and a USA Today first team All-American ... 247.com five-star prospect, rated the No. 11 player nationally, the No. 1 prospect in Michigan, and the No. 1 receiver ... Scout five-star recruit, ranked No. 32 player nationally and No. 1 player in Michigan ... ESPN four-star recruit, rated No. 27 prospect nationally and the No. 4 receiver ... PrepStar five-star recruit, a member of the Top 150 Dream Team and ranked No. 14 player nationally ... 2016 Michigan Gatorade Player of the Year ... 2016 Associated Press Michigan Division 1-2 Player of the Year ... 2016 Associated Press first-team all-state ... 2015 and 2016 Detroit News All-State Dream Team ... 2016 Detroit Free Press Dream Team ... PrepStar Classic Game MVP ... MLive Detroit Offensive Dream Team Member and Player of the Year ... became first-ever underclassman to win the Nike National Ratings Championship (2015) ... **Other Sports** ... ran track, finishing All-State in the 4x100-meter relay and All-City as the 100-meter Champion.

Personal ... Donovan Peoples-Jones was born February 19, 1999 ... attended the same high school as U-M players Jaylen Kelly-Powell and Michael Onwenu, as well as former players Jourdan Lewis and Delano Hill ... enrolled in the College of Literature, Science and the Arts.

Peoples-Jones' Career Rushing Statistics

Year	GP/GS	Att.	Yards	Avg.	Per/Game	TD	Long
2017	13/5	4	57	14.2	4.4	0	44
Career	13/5	4	57	14.2	4.4	0	44

Peoples-Jones' Career Receiving Statistics

Year	GP/GS	No.	Yards	Avg.	Per/Game	TD	Long
2017	13/5	22	277	12.6	21.3	0	48
Career	13/5	22	277	12.6	21.3	0	48

Peoples-Jones' Career Punt Return Statistics

Year	GP/GS	No.	Yards	Avg.	Per/Game	TD	Long
2017	13/5	40	320	8.0	24.6	1	79
Career	13/5	40	320	8.0	24.6	1	79



Wide Receiver
6-0, 195, Sr.
Bloomfield Hills, Mich.
Brother Rice HS

GRANT PERRY ***

At Michigan ... three-year letterman ... earned U-M Athletic Academic Achievement ... appeared in 34 career games and made one starting assignment at receiver ... caught 52 passes for 618 yards and three touchdowns his career.

Junior (2017) ... earned third varsity letter ... led team with 307 receiving yards on 25 receptions and caught one touchdown ... played in 11 games and started one contest at receiver; contributed on special teams ... hauled in at least one reception in nine of his 11 games played ... made four receptions for 46 yards against Florida in the Advocare Classic (Sept. 2) ... hauled in four receptions for a career-high 66 yards with one touchdown against Cincinnati (Sept. 9) ... made two catches with a 13-yard long vs. Air Force (Sept. 16) ... caught three passes for 39 yards at Purdue (Sept. 23) ... led the team with five receptions for a game-high 61 yards against Michigan State (Oct. 7) ... contributed at wide receiver at Indiana (Oct. 14) and Maryland (Nov. 11) ... caught three passes for 46 yards at Penn State (Oct. 21) ... had a 15-yard reception against Rutgers (Oct. 28) ... made two receptions totaling 13 yards at Wisconsin (Nov. 18) ... caught a nine-yard pass against Ohio State (Nov. 25) ... missed the Minnesota (Nov. 4) game and the Outback Bowl against South Carolina (Jan. 1) due to injury.

Sophomore (2016) ... earned second varsity letter ... played in 10 games ... made 13 receptions for 183 yards and one touchdown ... made two special teams tackles ... caught a 12-yard reception for a touchdown against Hawaii (Sept. 3) ... had a 54-yard reception against Colorado (Sept. 17) ... caught two passes for 22 yards vs. Penn State (Sept. 24) ... hauled in two catches for 26 yards vs. Wisconsin (Oct. 1) ... played receiver and special teams at Rutgers (Oct. 8) ... saw the field against Maryland (Nov. 5) ... brought in a 10-yard catch at Iowa (Nov. 12) ... made two receptions for 10 yards against Indiana (Nov. 19) ... had a season-high four catches for 49 yards at Ohio State (Nov. 26) ... suspended indefinitely prior to the Orange Bowl vs. Florida State (Dec. 30).

Freshman (2015) ... earned first varsity letter ... earned U-M Athletic Academic Achievement ...

appeared in all 13 games ... made three catches for 41 yards in career debut at Utah (Sept. 9) ... had an 11-yard reception against Rutgers (Nov. 7) ... hauled in two passes for 14 yards against Penn State (Nov. 21) ... tallied a career-best five receptions for 51 yards and scored his first career touchdown vs. Florida in the Citrus Bowl (Jan. 1) ... closed the season with at least one reception in each of the final five games.

Prep ... attended Brother Rice (2015) coached by David Sofran ... **Key Statistics** ... appeared in 12 games as a senior, hauling in 105 receptions for 1,727 receiving yards and 20 touchdowns ... the 105 receptions were state and school records ... 1,727 yards were a school record and tied for second most in MHSAA history ... also added 427 kickoff and punt return yards ... **Honors and Rankings** ... Rivals.com three-star prospect, the No. 80 wide receiver nationally and the No. 12 Michigan prospect ... three-star prospect, the No. 59 wide receiver prospect and the No. 2 wide receiver in the state of Michigan by Scout.com ... three-star recruit and the No. 128 wide receiver nationally and the No. 9 prospect in the state of Michigan according to ESPN.com ... selected to the Detroit News Blue Chip List as a senior ... earned a spot on the Detroit Free Press High School Dream Team as a senior.

Personal ... Grant Perry was born February 8, 1997 ... enrolled in the College of Literature, Science and the Arts, majoring in general studies.

Perry's Career Receiving Statistics

Year	GP/GS	No.	Yards	Avg.	Per/Game	TD	Long
2015	13/0	14	128	9.1	9.8	1	25
2016	10/0	13	183	14.1	18.3	1	54
2017	11/1	25	307	12.3	29.8	1	33
Career	34/1	52	618	11.9	18.5	3	54



Quarterback
6-5, 230, Jr.
Avon, Ind.
Avon HS

BRANDON PETERS

At Michigan ... 2017 letterman ... has appeared in six games during his career with four starts at quarterback ... threw for 672 yards and four touchdowns on 57-of-108 passing during his career ... redshirted during his freshman season in 2016.

Sophomore (2017) ... earned first varsity letter ... played in six games and started four contests at quarterback ... completed 57-of-108 passes (52.8 pct.) for 672 yards and four touchdowns ... made his career debut at Purdue (Oct. 21), tossing a four-yard pass to Maurice Ways for his first career completion ... saw his first extended action against

Rutgers (Oct. 28), completing 10-of-14 passes for 124 yards with one touchdown ... In his first career start against Minnesota (Nov. 4), completed 8-of-13 pass attempts for 56 yards with one touchdown to Sean McKeon; guided the offense to a turnover-free day in the win ... completed 9-of-18 passes for 145 yards and two touchdowns at Maryland (Nov. 11), his first career multi-touchdown game ... completed 9-of-18 attempts for 157 yards at Wisconsin (Nov. 18); left the game in the third quarter due to a concussion ... missed the Ohio State game (Nov. 25) due to the injury sustained against the Badgers ... returned to the lineup and started against South Carolina in the Outback Bowl (Jan. 1), completing 20-of-44 passes for 186 yards.

Freshman (2016) ... did not see game action.

Prep ... attended Avon High School (2015) coached by Mark Bless ... guided Avon HS to a state semi-final appearance as a senior ... **Key Statistics** ... threw for 6,843 yards and 79 touchdowns and just 17 interceptions in his high school career ... threw for 3,103 yards and 37 touchdowns with five interceptions as a senior ... completed 148-of-263 passes for 1,876 yards and 21 touchdowns while rushing for five touchdowns as a junior ... started as a sophomore and went 101-of-169 for 1,405 yards, 13 touchdowns and nine interceptions ... **Honors and Rankings** ... Gatorade Player of the Year in the state of Indiana ... 2015 Indiana Mr. Football ... finalist for the Maxwell Football Club's National High School Player of the Year ... finalist for the National Gatorade Player of the Year ... U.S. Army Player of the Year finalist ... participated in the 2016 U.S. Army All-American Game ... Rivals.com four-star prospect; listed as the sixth-best quarterback prospect nationally and the third-rated quarterback in Indiana ... Scout.com four-star prospect and the No. 77 overall prospect nationally ... ESPN four-star prospect; ranked as the third-best pro style quarterback nationally and No. 1 prospect in Indiana ... fourth-best pro style quarterback and the 61st-rated overall player nationally according to 247Sports ... PrepStar Magazine Top 150 Dream Team, the nation's No. 134 overall player and a four-star prospect ... two-time all-state selection.

Personal ... Michael Brandon Peters was born October 15, 1997 ... sister, Brooke, plays volleyball at Purdue ... enrolled in the College of Literature, Science and the Arts, majoring in general studies.

Peters' Career Passing Statistics

Year	GP/GS	Att.	Comp.	Pct.	Yards	TD	Int.	Long
2017	6/4	108	57	52.8	672	4	2	48
Career	6/4	108	57	52.8	672	4	2	48



Fullback
6-0, 228, So.
Saline, Mich.
Saline HS

TYLER PLOCKI

Freshman (2017) ... did not see game action.

Prep ... attended Saline High School (2017) coached by Joe Palka ... honor roll student ... three-year letterwinner ... led Saline to an 11-1 record and appearance in the Michigan High School Athletic Association Regional Finals as a senior ... helped team to three district and conference championships (2014, '15, '16) ... helped team finish as state runners-up as a junior (2015) ... **Key Statistics** ... recorded 49.5 tackles, two tackles for loss and one interception during his senior season ... **Honors and Rankings** ... team captain in 2016 ... earned All-Conference honors as a senior (2016).

Personal ... Tyler Plocki was born July 30, 1999 ... son of Jim and Bev Plocki ... father, Jim, is a strength coach with the program while mother, Bev, has led the women's gymnastics program at U-M to 22 Big Ten titles in her 29 years at the helm of the program ... attended the same high school as teammates Austin Brenner and Ryan Tice ... enrolled in the College of Literature, Science and the Arts.



Defensive Back
6-0, 191, So.
South Orange, N.J.

Choate Rosemary Hall HS (Conn.)


HUNTER REYNOLDS

Freshman (2017) ... named Scout Team Special Teams Player of the Week for his role in preparing the offense for Air Force (Sept. 16) ... did not see

game action.

Prep ... attended Choate Rosemary Hall High School (2017) coached by Lawrence Spinnato ... member of the Dean's List and Honor Roll ... led Choate Rosemary Hall High School to a 9-0 and the Class A New England Prep School Championship in 2016 ... closed his senior season with a win in the Bill Glennon Bowl ... **Key Statistics** ... hauled in 23 receptions for 306 yards as a receiver in his junior year at Don Bosco Prep ... three-time letterwinner at Don Bosco Prep and one-time letterwinner at Choate Rosemary Hall ... **Honors and Rankings** ... 2016 first team All-New England Prep School honoree ... 2015 All-Big North United League ... 2015 New Jersey Non-Public Group 4 State Champions ... voted Big North's All-Fan Team as the conference's top wide receiver ... **Other Sports** ... competed in track and field, where he was a 2017 Class A New England Prep School 4x100-meter relay champion.

Personal ... Hunter Reynolds was born October 7, 1998 ... son of Tom Reynolds and Jill Johnson ... father, Tom, played football at Penn from 1987-90 ... enrolled in the College of Literature, Science and the Arts.



Punter
6-2, 206, So.
Westerville, Ohio
Westerville South HS

BRAD ROBBINS *

Freshman (2017) ... earned first varsity letter ... starting punter in the final 10 games ... punted 64 times for a 40.4-yard average with 19 punts downed inside the opposition's 20-yard line ... had 23 punts fair caught, four over 50 yards and just four reaching the end zone for touchbacks ... made career debut at Purdue (Sept. 23), averaging 40.6 yards per kick over seven punts with a 45-yard long ... punted seven times for a 42.6-yard average vs. Michigan State (Oct. 7), including a 57-yard booth ... punted a career-high nine times at Indiana (Oct. 14), totaling 367 yards for a 40.8-yard average with three punts downed inside the 20-yard line and four fair caught ... punted six times for a 38.8-yard average at Penn State (Oct. 21) ... two of his three punts were downed inside the 20-yard line vs. Rutgers (Oct. 28) ... amassed 204 yards on five punts, a 40.8-yard average, against Minnesota (Nov. 4); three punts were fair caught and two were downed inside the 20-yard line ... boomed five punts for a 41.8-yard average at Maryland (Nov. 11), with one touchback and two fair caught ... did not allow any return yards for three straight games ... matched his career high with nine punts amassing 363 total yards at Wisconsin (Nov. 18); had a 40.4-yard average and a long of 52 ... put four punts inside the Badgers' 20 and one more at the 20-yard

line ... punted seven times for a 41.1-yard average vs. Ohio State (Nov. 25) ... boomed a 51-yarder and a 58-yard career long punt against the Buckeyes ... punted six times allowing just three return yards against South Carolina in the Outback Bowl (Jan. 1).

Prep ... attended Westerville South High School coached by Kyle Stout ... **Key Statistics** ... average charted punting distance of 41 yards with an average hang time of 4.36 seconds ... at Kohl's Kicking 2017 Senior Showcase, Robbins averaged over 5.0 seconds on his charts with several 5.2+ second punts ... scored a touchdown on a 90-yard run off a punt against Olentangy Orange ... **Honors and Rankings** ... rated as the nation's No. 1 punter according to Kornblue Kicking ... listed as the No. 3 punter in the nation by ProKicker.com ... ranked as Kohl's Kicking's No. 4 punter in the nation ... top-rated punter in the state of Ohio ... earned Punting Champion at 2016 Kornblue Fall Kicking Challenge ... Ray Guy Prokicker.com Top Prospect Award ... two-star prospect according to 247Sports, the nation's No. 13 punter and No. 129 overall player in the state of Ohio ... three-time All-Central District punter and all-conference selection ... **Other Sports** ... earned all-conference in soccer and baseball.

Personal ... Bradley Robbins was born October 6, 1998 ... enrolled in the College of Literature, Science and the Arts.

Robbins' Career Punting Statistics

Year	GP	No.	Yards	Avg.	Lg	TB	FC	I20	50+
2017	10	64	2583	40.4	58	4	23	19	4
Career	10	64	2583	40.4	58	4	23	19	4



Long Snapper
6-0, 218, 5th Sr.
Troy, Mich.
Troy Athens, HS

ANDREW ROBINSON ***

At Michigan ... three-year letterman ... earned U-M Athletic Academic Achievement ... snapped on punts and field goals/PATs in five career games.

Senior (2017) ... earned third varsity letter ... played in two games as long snapper ... handled relief duties at Wisconsin (Nov. 18), snapping for punts and field goals ... snapped for field goals and PATs against Ohio State (Nov. 25).

Junior (2016) ... earned second varsity letter ... played in two games ... appeared in season opener against Hawaii (Sept. 3) ... snapped on placements and punts at Rutgers (Oct. 8) ... switched from jersey #50 to #49 prior to the Illinois game (Oct. 22).

Sophomore (2015) ... earned first varsity letter

... earned U-M Athletic Academic Achievement ... appeared in one game as long snapper (Penn State, Nov. 21) ... snapped on punts against the Nittany Lions.

Freshman (2014) ... did not see game action.

Prep ... attended Troy Athens High School (2014) coached by Josh Heppner ... lettered two years in football ... started two years as a varsity long snapper while also playing center ... **Other Sports** ... lettered in lacrosse.

Personal ... Andrew Robinson was born March 12, 1996 ... brother, Bradley, is a long snapper at Ohio State ... enrolled in the School of Kinesiology, majoring in movement science.



Offensive Line
6-6, 280, Jr.
Hudson, Ohio
Hudson HS

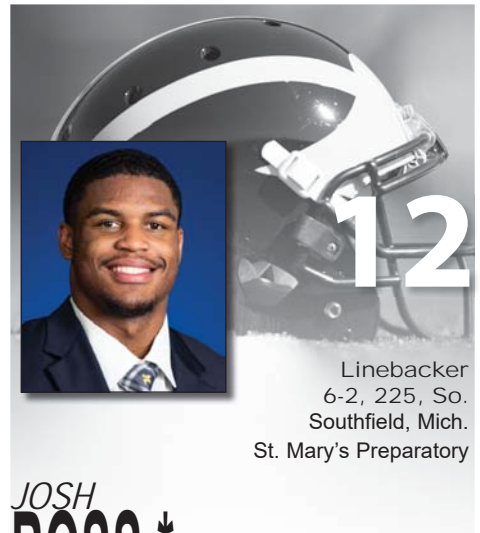
GREG ROBINSON *

Sophomore (2017) ... earned first varsity letter ... Academic All-Big Ten Conference ... played in one game ... made career debut in reserve role at right tackle vs. Minnesota (Nov. 4).

Freshman (2016) ... did not see game action.

Prep ... attended Hudson High School (2016) coached by Ron Wright.

Personal ... Greg Robinson was born September 25, 1997 ... enrolled in the College of Literature, Science and the Arts, majoring in economics.



Linebacker
6-2, 225, So.
Southfield, Mich.
St. Mary's Preparatory

JOSH ROSS *

Freshman (2017) ... earned first varsity letter ... played in all 13 games ... contributed four special teams tackles ... made his collegiate debut contributing on special teams against Florida in the Advocate Classic (Sept. 2) ... played on special teams against Cincinnati (Sept. 9), Purdue (Sept. 23), Michigan State (Oct. 7), Indiana (Oct. 14), Penn State (Oct. 21), Maryland (Nov. 11), Wisconsin (Nov. 18) and Ohio State (Nov. 25) ... made first career tackle on special teams vs. Air Force (Sept. 16) ... assisted on a special teams tackle against Rutgers (Oct. 28) ... registered one solo stop on special teams vs. Minnesota (Nov. 4) ... tallied one solo tackle on special teams coverage against South Carolina in the Outback Bowl (Jan. 1).

Prep ... attended St. Mary's High School (2017) coached by George Porritt ... helped lead team to three straight MHSAA DIII state championships from 2014-16 ... **Key Statistics** ... recorded 136 tackles (78 solo), 19 TFLs, 12.5 sacks, three forced fumbles, three fumble recoveries and an interception as a senior ... registered 110 solo tackles, 173 total tackles, 22 TFLs, nine forced fumbles, eight sacks and three interceptions as a junior ... **Honors and Rankings** ... 247.com four-star prospect, rated as the No. 220 player nationally and the No. 10 ILB prospect ... Rivals four-star prospect, rated as the No. 13 OLB prospect and the No. 4 player in Michigan ... ESPN four-star prospect, ranked as the No. 234 overall player nationally and No. 14 at OLB ... PrepStar four-star recruit and ranked No. 242 nationally ... played in the inaugural Polynesian Bowl on January 22, 2017 ... 2015 AP Player of the Year for Michigan Division 3-4 ... 2016 MLive Detroit Defensive Player of the Year ... 2016 MLive Detroit Defensive Dream Team member ... 2015 and 2016 Detroit News All-State Dream Team ... PrepStar Top 350 All-American selection ... attended the 2016 The Opening in Beaverton, Oregon.

Personal ... Josh Ross was born October 31, 1999 ... brother, James, played for Michigan from 2012-15 and was on the San Diego Chargers practice squad ... enrolled in the College of Literature, Science and the Arts.

Paye's Career Defensive Statistics

Year	GP/GS	S-A-TT	TFL	Sacks	Int.	FR	PBU
2017	13/0	3-1-4	0-0	0-0	0-0	0-0	0
Career	13/0	3-14	0-0	0-0	0-0	0-0	0



Offensive Line
6-4, 319, So.
Pennsauken, N.J.
IMG Academy (Fla.)

CESAR
RUIZ *

At Michigan ... 2017 letterman ... has appeared in 10 games and made five starts along the offensive line ... enrolled at Michigan in January 2017.

Freshman (2017) ... earned first varsity letter ... played in 10 games and made five starts at right guard ... also contributed on field goal/PAT protection unit ... made his collegiate debut as a sixth lineman against Cincinnati (Sept. 9) ... played as sixth offensive lineman against Air Force (Sept. 16) and Purdue (Sept. 23) ... played solely on special teams at Penn State (Oct. 21) ... played as an extra lineman and also contributed on special teams against Rutgers (Oct. 28) ... earned his first career start at right guard vs. Minnesota (Nov. 4) ... started at right guard against Maryland (Nov. 11), Wisconsin (Nov. 18) and Ohio State (Nov. 25) ... started at right guard against South Carolina in the Outback Bowl (Jan. 1).

Prep ... attended IMG Academy (2017) coached by Kevin Wright ... helped lead IMG Academy to undefeated seasons in 2015 and 2016 ... as a senior, anchored an offensive line that helped the offense produce 2,000 yards through the air and 1,879 yards on the ground in 11 games ... **Honors and Rankings** ... played in the 2017 Under Armour All-American Game ... 247.com four-star prospect, ranked No. 58 nationally and the No.1 center ... ESPN four-star recruit, ranked No. 69 nationally and the No. 1 center ... Scout four-star recruit, rated No. 100 nationally and the No. 1 center in the south ... Rivals four-star recruit, rated No. 41 nationally and the No. 1 center ... PrepStar four-star recruit, a member of the Top 350 All-American squad and ranked as the No. 167 prospect nationally ... attended the 2016 The Opening in Beaverton, Oregon.

Personal ... Cesar Ruiz was born June 14, 1999 ... attended the same high school as U-M linebacker Jordan Anthony ... enrolled in the College of Literature, Science and the Arts.



Offensive Line
6-5, 310, Sr.
Moorestown, N.J.
St. Joseph's Prep

JON
RUNYAN **

At Michigan ... two-year letterman ... has played in eight career games with one start at right tackle.

Junior (2017) ... earned second varsity letter ... appeared in eight games and made one start at right tackle ... made career debut as a reserve at right guard against Florida in the Advocare Classic (Sept. 2) ... played snaps at right guard against Air Force (Sept. 16), Purdue (Sept. 23), Indiana (Oct. 14), Rutgers (Oct. 28) and Minnesota (Nov. 4) ... saw action as additional left tackle at Maryland (Nov. 11) ... saw action at right tackle vs. Ohio State (Nov. 25) ... started at right tackle against South Carolina in the Outback Bowl (Jan. 1), his first career starting assignment.

Sophomore (2016) ... earned first varsity letter ... did not see game action ... injured prior to the start of the season and missed the entire year.

Freshman (2015) ... did not see game action.

Prep ... attended St. Joseph's Prep School (2015) coached by Gabe Infante ... helped team to two-straight PIAA Class AAAA state champions ... **Key Statistics** ... anchored an offensive line that helped average 201.5 rushing yards per game ... ran 40-yard dash in 5.26 seconds ... **Honors and Rankings** ... Rivals.com three-star prospect, the No. 45 offensive lineman nationally and the No. 15 player in the state of Pennsylvania ... three-star prospect, the nation's No. 39 offensive guard and the No. 2 offensive guard in Pennsylvania according to Scout.com ... three-star recruit, the No. 96 offensive tackle prospect and No. 21 player in Pennsylvania according to ESPN.com ... first-team all-state selection.

Personal ... Jon Runyan Jr. was born August 8, 1997 ... son of former Michigan offensive lineman and NFL Pro Bowler Jon Runyan ... enrolled in the College of Literature, Science and the Arts, majoring in sociology.



Running Back
5-10, 205, So.
Los Lunas, N.M.
Los Lunas

O'MAURY
SAMUELS *

Freshman ... earned first varsity letter ... played in seven games ... saw action at tailback in four games and played on special teams in three contests ... carried the ball eight times for 13 yards ... made career debut vs. Cincinnati (Sept. 24), gaining three yards on his only carry of the contest ... rushed three times for seven yards vs. Rutgers (Oct. 28) ... carried the ball three times against Minnesota (Nov. 4) ... had a two-yard carry at Maryland (Nov. 11) ... played on kickoff coverage team against Wisconsin (Nov. 18), Ohio State (Nov. 25) and South Carolina in the Outback Bowl (Jan. 1).

Prep ... attended Los Lunas High School (2017) coached by Terrell Trantham ... **Key Statistics** ... finished prep career with 4,306 rushing yards and 50 touchdowns ... carried the ball 160 times for 1,376 yards and 14 touchdowns as a senior, while also catching seven passes for 46 yards and a touchdown ... rushed for 1,468 yards and 21 touchdowns on 185 carries as a junior ... ran for 1,397 yards and 14 touchdowns on 187 carries as a sophomore ... **Honors and Rankings** ... 247.com four-star prospect, rated as the No. 20 RB and the No. 1 player in New Mexico ... ESPN four-star prospect and ranked as the No. 239 player nationally ... Scout.com four-star prospect, ranked as the No. 3 RB in the West and the No. 1 player in New Mexico ... PrepStar four-star prospect and ranked as the No. 245 player nationally ... 2015 and 2016 NMHSCA Class 5A All-State First Team ... PrepStar Top 350 All-American selection ... attended the 2016 The Opening in Beaverton, Oregon.

Personal ... O'Maury Samuels was born June 18, 1999 ... enrolled in the College of Literature, Science and the Arts.



Wide Receiver
6-2, 202, Jr.
Plymouth, Mich.
Gabriel Richard HS

NATE SCHOENLE *

Sophomore (2017) ... earned first varsity letter ... Academic All-Big Ten ... played in 11 games and made one start at wide receiver ... caught four passes for 41 yards and contributed seven special teams tackles ... switched from jersey #35 to #81 during fall camp ... contributed on special teams against Florida in the Advocate Classic (Sept. 2); contributed one tackle in career debut ... named team's Special Teams Player of the Game against the Gators ... tallied two special teams tackles and played receiver vs. Cincinnati (Sept. 9) ... assisted on one special teams stop vs. Air Force (Sept. 16) ... caught his first career passes playing wide receiver at Purdue (Sept. 23), hauling in a 14 and 15-yard reception from John O'Korn in the contest ... missed the Michigan State (Oct. 7) and Indiana (Oct. 14) games due to injury ... made first career start at receiver against Penn State (Oct. 21) ... hauled in an eight-yard reception and tallied one special teams tackle against Rutgers (Oct. 28) ... saw snaps at wide receiver and as a special teams contributor against Maryland (Nov. 11), Wisconsin (Nov. 18) and Ohio State (Nov. 25) ... had a four-yard reception and two special teams stops against South Carolina in the Outback Bowl (Jan. 1).

Freshman (2016) ... saw game action at wide receiver against Hawaii (Sept. 3).

Prep ... attended Gabriel Richard High School (2016) coached by Mike Girskis ... two-year varsity letterman ... National Honors Society member ... **Key Statistics** ... hauled in 15 career touchdowns and tallied 1,193 total career receiving yards ... **Honors and Rankings** ... first-team all-state ... Ann Arbor Area Dream Team member ... **Other Sports** ... lettered in track and field.

Personal ... Nate Schoenle was born March 21, 1998 ... enrolled in the Ross School of Business, majoring in business administration.

Schoenle's Career Receiving Statistics

Year	GP/GS	No.	Yards	Avg.	Per/Game	TD	Long
2017	11/1	4	41	10.2	3.7	0	15
Career	11/1	4	41	10.2	3.7	0	15




Tight End
6-8, 234, So.
Kansas City, Mo.
Rockhurst HS

CARTER SELZER

Freshman (2017) ... did not see game action.

Prep ... attended Rockhurst High School (2017) coached by Tony Severino ... graduated with First Honors, Ignatian Honors and was a member of National Honor Society ... **Key Statistics** ... led Rockhurst High School to an 9-3 record and advancing to the MSHSAA Class 6 state semifinals during his senior year ... helped Rockford to the Missouri 6A State Championship game as a sophomore, where they were runners-up ... **Honors and Rankings** ... team captain and all-district as a senior ... 2016 second-team all-district ... 2016 Scholar-Athlete Award ... three-year letterwinner in football ... recipient of the Dr. Anthony Porter Scholar Athlete Award ... **Other Sports** ... earned three varsity letters in basketball, where he was a two-year captain who helped his team to Elite Eight appearances in 2014 and 2015.

Personal ... Carter Selzer was born October 23, 1998 ... son of Josh and Karin Selzer ... father, Josh, played football at Kansas (1991-93) ... member of the Missouri Music Educators Choir of the Year ... enrolled in the School of Kinesiology, majoring in movement science.



Quarterback
6-8, 211, Jr.
Hinsdale, Ill.
Hinsdale Central HS

MICHAEL SESSA

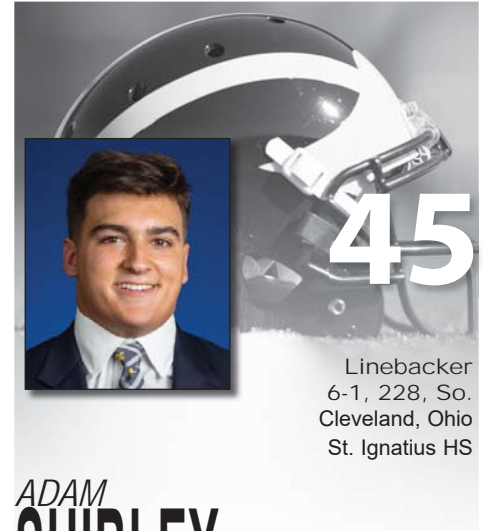
Sophomore (2017) ... Academic All-Big Ten

Conference ... did not see game action.

Freshman (2016) ... did not see game action.

Prep ... attended Hinsdale Central High School (2016) coached by Dan Hartman ... **Key Statistics** ... threw for 1,573 yards and 73 passing touchdowns during his senior season.

Personal ... Michael Sessa was born March 2, 1998 ... father, Michael, played wide receiver at Michigan ... enrolled in the College of Literature, Science and the Arts, majoring in economics.



Linebacker
6-1, 228, So.
Cleveland, Ohio
St. Ignatius HS

ADAM SHIBLEY

Freshman (2017) ... did not see game action.

Prep ... graduated from St. Ignatius High School (2017) coached by Charles Kyle ... member of the honor roll ... team captain as a senior ... led Saint Ignatius to an 13-2 record and an appearance in the Division 1 State Championship game; finished as runners-up after losing in double overtime ... **Key Statistics** ... made 101 tackles as a senior and was named Saint Ignatius MVP for the Linebackers group ... recorded 23 tackles in five games as a junior ... three-year varsity letterman ... **Honors and Rankings** ... first-team All-Ohio and first team All-Region as a senior ... National Football Foundation Scholar Athlete recipient ... 2016 first-team All-Northeast Lakes District selection.

Personal ... Adam Shibley was born May 17, 1999 ... son of Jeff and Maura Shibley ... enrolled in the College of Literature, Science and the Arts.



Linebacker
6-1, 222, So.
Union City, N.J.
Paramus Catholic

DREW SINGLETON

Freshman (2017) ... did not see game action.

Prep ... attended Paramus Catholic (2017) coached by Dan Sabella ... helped lead Paramus Catholic to the Non-public Group 4 State Championship ... **Key Statistics** ... recorded 12 tackles in one game his senior year, missing most of the season with a knee injury ... amassed 64 stops and three interceptions as a junior ... recorded 57 tackles, seven TFLs, one forced fumble, one fumble recovery and two interceptions as a sophomore; returned one of his two interceptions for a touchdown ... **Honors and Rankings** ... selected to the 2017 Under Armour All-American Game ... 247.com four-star prospect, rated as the No. 66 overall player nationally and as the No. 1 prospect in New Jersey ... Rivals four-star recruit, rated as the No. 51 player in the country and as the No. 4-rated outside linebacker prospect ... ESPN four-star recruit, ranked No. 162 overall and No. 3 at inside linebacker ... PrepStar four-star recruit and ranked as the No. 63 player nationally ... member of the PrepStar Top 150 Dream Team ... attended the 2016 The Opening in Beaverton, Oregon.

Personal ... Drew Singleton was born May 28, 1999 ... attended the same high school as U-M players Jabrill Peppers, Juwan Bushell-Beatty, and Rashan Gary ... enrolled in the College of Literature, Science and the Arts.



Defensive Line
6-3, 287, So.
Leesburg, Ga.
Lee County HS

AUBREY SOLOMON *

Freshman (2017) ... earned first varsity letter ... played in all 13 games and made four starts at defensive tackle ... recorded 18 tackles and two tackles for loss ... made his collegiate debut at nose tackle against Florida in the Advocare Classic (Sept. 2) ... Assisted on two tackles, including one for a loss, against Cincinnati (Sept. 9) ... Saw snaps at nose tackle and on special teams against Air Force (Sept. 16) ... recorded two tackles at Purdue (Sept. 23) ... saw action at nose tackle vs. Michigan State (Oct. 7) ... tallied a solo tackle and contributed on special teams at Indiana (Oct. 14) ... registered two assisted tackles at Penn State (Oct. 21) ... made his first career start vs. Rutgers (Oct. 28), contributing three tackles and half a tackle for loss ... registered two tackles in start against Minnesota (Nov. 4) ... assisted on one stop at Maryland (Nov. 11) ... posted a career-best four stops and one TFL in start at Wisconsin (Nov. 18) ... started at nose tackle vs. Ohio State (Nov. 25) ... assisted on a tackle against South Carolina in the Outback Bowl (Jan. 1).

Prep ... attended Lee County High School (2017) coached by Dean Fabrizio ... helped lead Lee County to the second round of the Georgia Class AAAAAA State Playoffs as a senior ... pushed the Trojans to the second round of the Georgia Class AAAAA State Playoffs as a freshman, and then helped his team qualify for the postseason again as a sophomore at the next class up (AAAAAA) ... **Key Statistics** ... recorded 77 tackles during his senior year, including 16 tackles for loss, 12 sacks, 18 quarterback hurries and a forced fumble off one of those sacks, which he returned 20 yards for a touchdown ... recorded 60 tackles, 12 tackles for loss and five sacks as a junior ... **Honors and Rankings** ... 247.com five-star recruit, ranked No. 25 overall and the No. 2 defensive tackle ... Rivals five-star prospect, rated No. 31 overall and the No. 4 player in Georgia ... ESPN four-star recruit, ranked No. 63 nationally and No. 5 at defensive tackle ... PrepStar four-star recruit, a member of the Top 150 Dream Team, and ranked No. 86 nationally ... played in the 2017 U.S. Army All-American Bowl ... honored as the 2016 Georgia Class AAAAAA Defensive Player of the Year by the Associated Press ... named 2016 Class AAAAAA Defensive Player of the Year and first team all-state by the Georgia Sports Writers Association ... recognized by the Atlanta Journal Constitution ... 2016 Class AAAAAA Defensive Player of the Year and first-team all-state ... selected as the 2016 Albany Herald Football Player of the Year.

Personal ... Aubrey Solomon was born October 20, 1998 ... enrolled in the College of Literature, Science and the Arts.

Solomon's Career Defensive Statistics

Year	GP/GS	S-A-TT	TFL	Sacks	Int.	FR	PBU
2017	13/4	6-12-18	2.0-5	0-0	0-0	0-0	0
Career	13/4	6-12-18	2.0-5	0-0	0-0	0-0	0



Offensive Line
6-5, 300, Jr.
Baltimore, Md.
The Gilman School

STEPHEN SPANELIS *

At Michigan ... 2017 letterman ... 2017 Academic All-Big Ten Conference ... 2016 recipient of the National Football Foundation and College Football Hall of Fame High School Scholar-Athlete Award; given to five players nationally that excelled on the field, in the classroom and in their community ... has appeared in 13 games, contributing on special teams and serving as a reserve offensive lineman in six contests.

Sophomore (2017) ... earned first varsity letter ... recognized as the player with the Top Cumulative GPA (3.968) at the team's annual football banquet ... Academic All-Big Ten ... contributed on field goal/PAT protection unit in all 13 games ... saw action along the offensive line in six contests ... made collegiate debut by contributing on special teams against Florida in the Advocare Classic (Sept. 2) ... played as the sixth offensive lineman against Rutgers (Oct. 28), Minnesota (Nov. 4), Maryland (Nov. 11), Wisconsin (Nov. 18) and Ohio State (Nov. 25) ... earned reps at left guard against the Golden Gophers ... played two-plus quarters at center against South Carolina in the Outback Bowl (Jan. 1).

Freshman (2016) ... recipient of the National Football Foundation and College Football Hall of Fame High School Scholar-Athlete Award; given to five players nationally that excelled on the field, in the classroom and in their community ... did not see game action.

Prep ... attended The Gilman School (2016) coached by Biff Poggi ... **Honors and Rankings** ... Three-star prospect by Rivals.com; rated as the No. 16 player in the state of Virginia ... ESPN three-star prospect ... rated as the No. 60 offensive guard nationally and the No. 27 overall recruit from the state of Virginia by ESPN ... named USA Today All-USA Maryland first team after his senior year.

Personal ... Stephen Spanellis was born January 18, 1998 ... attended the same high school as Henry Poggi, who is the son of their high school football coach (Biff Poggi) ... enrolled in the College of

Literature, Science and the Arts, majoring in philosophy, politics and economics.



Offensive Line
6-5, 302, So.
Richmond, Va.
The Collegiate School

JESS SPEIGHT

Freshman (2017) ... did not see game action.

Prep ... attended Collegiate High School (2017) coached by Mark Palyo ... **Key Statistics** ... helped lead team to a State Championship and 8-2 record as a senior at the VISAA Division I ... **Honors and Rankings** ... 2016 All-USA Virginia football second team selection.

Personal ... Jess Speight was born March 9, 1999 ... son of Bobby and Martha Speight ... attended the same high school as his brother and former Michigan teammate, Wilton ... enrolled in the College of Literature, Science and the Arts.



Defensive Back
6-3, 196, So.
Rosemere, Quebec
Cegep du Vieux Montreal

BENJAMIN ST-JUSTE *

Freshman (2017) ... earned first varsity letter ... played in 12 games, primarily on special teams ... registered three solo tackles ... made his collegiate debut on special teams against Florida in the Advocare Classic (Sept. 2), tallying one solo tackle ... contributed on special teams against Cincinnati (Sept. 9), Air Force (Sept. 16), Purdue (Sept. 23), Michigan State (Oct. 7), Indiana (Oct. 14), Penn State (Oct. 21), Minnesota (Nov. 4), Wisconsin (Nov. 18) and Ohio State (Nov. 25) ... recorded one spe-

cial teams tackle against Rutgers (Oct. 28) ... tallied one solo tackle playing special teams and cornerback at Maryland (Nov. 11) ... missed the Outback Bowl against South Carolina (Jan. 1) due to injury.

Prep ... attended Cegep du Vieux Montréal (2017) coached by Cherif Nicolas ... **Key Statistics** ... made 30 tackles and recorded two interceptions as a senior, with 18 pass breakups and a forced fumble in nine games ... made six tackles with two pass breakups in three games as a junior ... played in 22 games during his prep career ... helped lead Cegep du Vieux Montreal to back-to-back 5-4 records and fourth-place finishes in Montreal's Division I Provincial League in 2015 and 2016 ... **Honors and Rankings** ... ESPN three-star prospect, rated the No. 2 player in Canada and the No. 70 cornerback in the country ... 247.com four-star prospect, ranked the No. 34 cornerback and No. 1 player in Quebec ... Scout three-star prospect and rated as the No. 32 cornerback nationally ... PrepStar four-star recruit and ranked No. 338 overall prospect nationally ... PrepStar Top 350 All-American selection ... Quebec Student Sports Federation Division I All-Star as a cornerback ... ranked the No. 7 player in Canada by CanadaFootballChat.com ... attended the 2016 The Opening in Beaverton, Oregon.

Personal ... Benjamin St. Juste was born September 8, 1997 ... enrolled in the College of Literature, Science and the Arts, majoring in sociology.

St-Juste's Career Defensive Statistics

Year	GP/GS	S-A-TT	TFL	Sacks	Int.	FR	PBU
2017	12/0	3-0-3	0-0	0-0	0-0	0-0	0
Career	12/0	3-0-3	0-0	0-0	0-0	0-0	0



Offensive Line
6-7, 323, So.
Darien, Conn.
Darien HS

ANDREW STUEBER

Freshman (2017) ... played in one game ... made his collegiate debut contributing on field goal protection unit against Florida in the Advocare Classic (Sept. 2) ... did not see game action at the remainder of the season.

Prep ... attended Darien High School (2017) coached by Rob Trifone ... led Darien to the Connecticut Class LL State Championship in 2015 and 2016 ... helped the offense pass for 3,501 yards and rush for 2,181 yards as a senior, averaging 167.8 yards per game ... in the 2016 playoffs, Stueber anchored an offensive line that helped Darien pass for 807 yards and 516 yards, averaging 5.0 yards per carry ... **Honors and Rankings** ... ESPN four-star prospect and ranked as the No. 4 player in Connecticut ... 247.com three-star prospect,

rated the No. 62 OT nationally and No. 3 player in Connecticut ... Rivals three-star prospect and ranked the nation's No. 69 OT ... PrepStar three-star recruit and named PrepStar All-East Region ... 2016 CHSCA All-State First Team.

Personal ... Andrew Stueber was born July 1, 1999 ... enrolled in the College of Literature, Science and the Arts.



Running Back
5-8, 195, So.
Covington, Ga.
Grayson HS

KURT TAYLOR

Freshman (2017) ... did not see game action.

Prep ... attended Grayson High School (2017) coached by Jeff Herron ... previously attended Newton High School in Covington, GA ... led Grayson to the Georgia Class AAAAAAA State Championship in 2017 ... **Key Statistics** ... recorded 191 carries for 930 yards and 14 touchdowns as a senior ... rushed for 1,631 yards and 22 touchdowns as a junior ... rushed for 462 yards and four touchdowns as a sophomore ... **Honors and Rankings** ... ESPN three-star recruit, ranked the No. 76 running back in the nation ... 247.com three-star prospect, rated the No. 51 running back nationally and the No. 85 player in Georgia ... Scout three-star recruit, ranked the No. 48 running back nationally and the No. 3 running back in Georgia ... PrepStar three-star recruit, named PrepStar All-Southeast Region ... played in the inaugural Palynesian Bowl on January 22, 2017 ... played in the 11th annual Offense-Defense All-American Bowl.

Personal ... Kurt Taylor was born May 9, 1998 ... enrolled in the College of Literature, Science and the Arts.



Defensive Back
6-0, 183, So.
Detroit, Mich.
Martin Luther King HS

AMBRY
THOMAS *

Freshman (2017) ... earned first varsity letter ... played in all 13 games on special teams and saw action at cornerback in four contests ... contributed seven tackles, an assisted tackle for loss, two fumble recoveries and one forced fumble ... led team with 20 kickoff returns for 396 yards (19.8 avg.) with a 43-yard long return ... made his collegiate debut on special teams against Florida in the Advocare Classic (Sept. 2), forcing and recovering a fumble on kickoff coverage ... contributed three tackles against Cincinnati (Sept. 9), playing cornerback and special teams ... played on special teams against Air Force (Sept. 16) and Purdue (Sept. 23) ... returned a kickoff 30 yards and recorded one special teams tackle against Michigan State (Oct. 7) ... played defensive back and returned kickoffs at Indiana (Oct. 14) ... tallied one solo stop against the Hoosiers ... returned three kickoffs for 87 yards at Penn State (Oct. 21); had a season long of 43 yards in the contest ... had three kickoff returns for 59 yards vs. Rutgers (Oct. 28); played snaps at cornerback ... returned three kickoffs for a total of 62 yards against Minnesota (Nov. 4) ... had 31 return yards on two kickoffs at Maryland (Nov. 11); played snaps on defense at cornerback ... returned two kickoffs for 37 yards at Wisconsin (Nov. 18) ... returned a season-high four kickoffs for 56 total yards against Ohio State (Nov. 25) ... had two kickoff returns for 34 yards along with one special teams tackle and fumble recovery against South Carolina in the Outback Bowl (Jan. 1).

Prep ... attended Martin Luther King High School (2017) coached by Tyrone Spencer ... led Martin Luther King to consecutive Michigan Division 2 State Championships in 2015 and 2016 ... helped team to a 12-2 overall record during his senior year ... **Key Statistics** ... made 34 catches for 903 yards and 14 touchdowns as a receiver senior year ... recorded 44 tackles, 14 pass breakups, three interceptions as a senior ... returned an interception for a touchdown, a punt return for a score and a kickoff return for a touchdown as a senior ... missed half of his junior season due to injury ... **Honors and Rankings** ... played in the 2017 U.S. Army All-American Bowl ... ESPN four-star recruit, ranked No. 227 player nationally and the No. 3 prospect in Michigan ... 247.com four-star recruit, rated No. 100 prospect nationally and the No. 2 cornerback in the country ... Rivals four-star recruit, rated the No. 17 cornerback and the No. 2 player in Michigan ... PrepStar four-star recruit and rated as the nation's No. 84 prospect ... 2016 Associated Press Division

1-2 First-Team All-State as a wide receiver ... 2016 Detroit News All-State Dream Team ... member of the PrepStar Top 150 Dream Team ... MLive Detroit Offensive Dream Team Member as a wide receiver ... top-10 selection for Michigan High School Football Player of the Year ... attended the 2016 The Opening in Beaverton, Oregon.

Personal ... Ambry Thomas was born September 9, 1999 ... attended the same high school as Michigan teammate and fellow cornerback Lavert Hill ... cousin of fellow Wolverine Jaylen Kelly-Powell ... enrolled in the College of Literature, Science and the Arts.

Ambry Thomas' Career Defensive Statistics

Year	GP/GS	S-A-TT	TFL	Sacks	Int.	FR	PBU
2017	13/0	6-1-7	0.5-0	0-0	0-0	2-0	0
Career	13/0	6-1-7	0.5-0	0-0	0-0	2-0	0

Ambry Thomas' Career Kickoff Return Statistics

Year	GP/GS	No.	Yards	Avg.	Per/Game	TD	Long
2017	13/0	20	396	19.8	30.5	0	43
Career	13/0	20	396	19.8	30.5	0	43



Linebacker
6-2, 238, Jr.
Miami, Fla.
Columbus HS

JOSH
UCHE *

Sophomore (2017) ... earned first varsity letter ... played in 10 games and saw action at linebacker in nine contests ... registered three solo tackles and one sack ... made two solo stops and registered his first career sack, for a 10-yard loss, against Florida in the Advocare Classic (Sept. 2) ... earned snaps at linebacker vs. Cincinnati (Sept. 9) ... played special teams against Air Force (Sept. 16) ... registered a solo tackle while playing linebacker at Indiana (Oct. 14) ... earned snaps at linebacker and on special teams against Rutgers (Oct. 28), Minnesota (Nov. 4), Maryland (Nov. 11), Wisconsin (Nov. 18) and Ohio State (Nov. 25) ... played linebacker against South Carolina in the Outback Bowl (Jan. 1).

Freshman (2016) ... played in four games ... contributed three tackles ... made collegiate debut at linebacker against Hawaii (Sept. 3) ... played on special teams vs. UCF (Sept. 10) ... posted two tackles and forced one fumble against Colorado (Sept. 17) ... played on special teams and linebacker against the Buffaloes ... saw action at linebacker vs. Penn State (Sept. 24).

Prep ... attended Columbus High School (2016) coached by Chris Merritt ... helped lead team to Florida Class 8A state championship game as a junior and senior ... **Key Statistics** ... tallied 50 tackles

and 14 sacks with two forced fumbles as a senior ... notched 66 tackles and 10 sacks his senior year ... registered 52 tackles, 8.5 sacks and two forced fumbles during junior year.

Personal ... Josh Uche was born September 18, 1998 ... from the same high school as former U-M and NFL quarterback Brian Griese ... enrolled in the College of Literature, Science and the Arts, majoring in political science.

Josh Uche's Career Defensive Statistics

Year	GP/GS	S-A-TT	TFL	Sacks	Int.	FR	PBU
2016	4/0	1-2-3	0-0	0-0	0-0	0-0	0
2017	10/0	3-0-3	1-10	1-10	0-0	0-0	0
Career	14/0	4-2-6	1-10	1-10	0-0	0-0	0



Offensive Line
6-5, 305, Sr.
West Chester, Ohio
Lakota West HS

NOLAN
ULIZIO **

At Michigan ... two-year letterman ... 2016 Academic All-Big Ten Conference ... earned U-M Athletic Academic Achievement ... has appeared in 13 games along the offensive line with six starts at right tackle.

Junior (2017) ... earned second varsity letter ... played in eight games and made five starts at right tackle ... made his first career start at right tackle against Florida in the Advocare Classic (Sept. 2) ... started at right tackle against Cincinnati (Sept. 9), Air Force (Sept. 16), Purdue (Sept. 23) and Michigan State (Oct. 7) ... played snaps at right tackle against Penn State (Oct. 21) and Minnesota (Nov. 4) ... took reps at left guard against Rutgers (Oct. 28).

Sophomore (2016) ... earned first varsity letter ... Academic All-Big Ten Conference ... played in four games ... saw playing time in the season opener against Hawaii (Sept. 3) ... played snaps at right tackle vs. Penn State (Sept. 24) and Maryland (Nov. 5) ... saw action in six offensive lineman sets at Rutgers (Oct. 8) ... also played snaps at left tackle against the Scarlet Knights.

Freshman (2015) ... earned U-M Athletic Academic Achievement ... did not see game action.

Prep ... attended Lakota West High School (2015) coached by Larry Cox ... helped team earn a berth in the state quarterfinals as a senior ... **Key Statistics** ... anchored an offensive line that helped average 150.0 rushing yards per game ... **Honors and Rankings** ... ESPN.com three-star prospect, the No. 68 offensive lineman and the No. 25 player in the state of Ohio ... three-star prospect, the No. 42 offensive lineman in the nation and the No. 3 offensive tackle

in Ohio according to Scout.com ... named a Fall Prep All-Star and second-team All-District by the Cincinnati Enquirer.

Personal ... Nolan Ulizio was born April 6, 1997 ... enrolled in the College of Literature, Science and the Arts, majoring in history.



ANDREW VASTARDIS *

Offensive Line
6-3, 317, Jr.
Ashburn, Va.
Stone Bridge HS

Sophomore (2017) ... earned first varsity letter ... Academic All-Big Ten Conference ... played in two contests ... made career debut and took snaps at center vs. Minnesota (Nov. 4) ... played on field goal/PAT protection unit against South Carolina in the Outback Bowl (Jan. 1).

Freshman (2016) ... did not see game action ... named the team's Scout Offensive Player of the Week following the Colorado game.

Prep ... attended Stone Bridge High School (2016) coached by Mickey Thompson ... four-year letterman ... helped Bulldogs to two state championship games ... **Honors and Rankings** ... two-time first-team all-state selection ... first-team Washington Post All-Met 2015 ... Scout.com two-star prospect ... **Other Sports** ... also lettered in baseball and basketball.

Personal ... Andrew Vastardis was born February 9, 1998 ... enrolled in the School of Kinesiology, majoring in movement science.



RYAN VEINGRAD

Defensive Line
6-4, 240, So.
Boca Raton, Fla.
Spanish River HS

Freshman (2017) ... did not see game action.

Prep ... attended Spanish River Community High School (2017) coached by Willie Ceasar ... **Key Statistics** ... two-year team captain (2015-16) at Class 8A level ... led Spanish River High School to a 4-6 record as a senior ... **Honors and Rankings** ... first-team all-county as a senior ... CBS Athlete of the Week in South Florida (Sept. 22, 2016) ... selected as team's Defensive Lineman of the Year in 2016 ... **Other Sports** ... lettered in basketball.

Personal ... Ryan Veingrad was born February 11, 1999 ... son of Alan Veingrad and Dr. Marla Reis (Veingrad) ... beat Hodgkin Lymphoma in 2015 ... enrolled in the College of Literature, Science and the Arts.



LUIJI VILAIN

Defensive Line
6-4, 255, So.
Ottawa, Canada
Episcopal (Va.)

Freshman (2017) ... did not see game action ... injured during fall camp and missed the entire year.

Prep ... attended Episcopal High School (2017) coached by Louis Smith ... **Key Statistics** ... recorded 60 tackles, 15.5 TFLs, 4.5 sacks, three forced fumbles and one fumble recovery as a junior ... **Honors and Rankings** ... ranked by 247.com as a four-star prospect, the No. 101 prospect nationally

and the No. 6 wide defensive end in the country ... rated by ESPN as a four-star prospect, the No. 102 player nationally and the No. 2 player in Virginia ... Rivals.com four-star prospect and ranked as the No. 9 WDE nationally ... Scout.com four-star prospect and No. 1 defensive end in Virginia ... PrepStar four-star recruit and ranked as the nation's No. 175 overall prospect ... PrepStar Top 350 All-American selection ... 2015 and 2016 Interstate Athletic Conference All-IAC first team ... selected to the Under Armour All-American Game.

Personal ... Luiji Vilain was born March 10, 1998 ... enrolled in the College of Literature, Science and the Arts.



JARED WANGLER ***

Fullback
6-1, 240, 5th Sr.
Royal Oak, Mich.
Warren De La Salle HS

At Michigan ... three-year letterman ... two-time Academic All-Big Ten honoree (2015, '17) ...

Senior (2017) ... earned third varsity letter ... Academic All-Big Ten ... played on special teams units in all 13 games ... posted three special teams tackles ... switched to jersey #38 from #19 prior to fall camp ... moved to fullback from linebacker during the summer ... contributed on special teams against Florida in the Advocare Classic (Sept. 2), Cincinnati (Sept. 9), Air Force (Sept. 16), Michigan State (Oct. 7), Indiana (Oct. 14), Rutgers (Oct. 28), Minnesota (Nov. 4), Maryland (Nov. 11), Wisconsin (Nov. 18) and Ohio State (Nov. 25) ... registered one special teams tackle at Purdue (Sept. 23) ... credited with one solo tackle on special teams at Penn State (Oct. 21) ... tallied one special teams stop against South Carolina in the Outback Bowl (Jan. 1).

Junior (2016) ... earned second varsity letter ... switched to jersey #38 from #19 prior to the start of the season ... played on special teams against Hawaii (Sept. 3), UCF (Sept. 10), Colorado (Sept. 17) and Penn State (Sept. 24) ... assisted on a career-best three tackles at Rutgers (Oct. 8) ... played linebacker and on special teams against the Scarlet Knights and was named Scout Team Special Teams Player of the Week.

Sophomore (2015) ... earned first varsity letter ... Academic All-Big Ten ... played on special teams vs. Northwestern (Oct. 10).

Freshman (2014) ... did not see game action.

Prep ... attended Warren De La Salle Collegiate High School (2014) coached by Paul Verska ...

played outside linebacker, safety, wide receiver and H-back ... **Key Statistics** ... totaled 115 tackles, 8.5 tackles for loss, three interceptions and one sack on defense and hauled in 25 receptions for 279 yards and one touchdown on offense during his career ... registered 46 tackles and 3.0 tackles for loss as a senior ... recorded 45 tackles, 5.5 TFLs and one sack as a junior ... **Honors and Rankings** ... named to the Detroit Free Press All-State Dream Team ... garnered first-team All-Metro East accolades from the Detroit News and the Detroit Free Press ... attended but did not participate due to injury in the 2014 Under Armour All-America Game.

Personal ... Jared Wangler was born December 20, 1995 ... father, John, played quarterback at Michigan (1977-80) ... brother, Jack, is a wide receiver for the Wolverines ... sister, Halle, was a guard on the Michigan women's basketball team ... enrolled in the College of Literature, Science and the Arts, majoring in psychology.



Defensive Back
5-11, 204, Sr.
Wilmington, Del.
Eastern Christian Academy

BRANDON WATSON **

At Michigan ... three-year letterman ... top notch special teams performer ... appeared in 38 career games with one career start at cornerback ... contributed 41 tackles during his career, with 1.5 for loss and five pass breakups.

Senior (2017) ... earned third varsity letter ... played in all 13 games in the secondary and on special teams and started the Wisconsin game (Nov. 18) at cornerback ... contributed a career-best 21 tackles, 1.5 tackles for loss and five pass breakups ... notched his first career pass breakup against Florida in the Advocare Classic (Sept. 2) ... tallied two tackles and a pair of pass breakups against Cincinnati (Sept. 9) ... made his first career tackle for loss, an assisted TFL, against Air Force (Sept. 16) ... played cornerback and contributed on special teams against Purdue (Sept. 23), Indiana (Oct. 14) and Rutgers (Oct. 28) ... registered a career-high four tackles and one tackle for loss against Michigan State (Oct. 7) ... tallied one solo tackle at Penn State (Oct. 21) ... had three-tackle efforts against Minnesota (Nov. 4) and Maryland (Nov. 11) ... made first career start at Wisconsin (Nov. 18), totaling three tackles and two pass breakups at cornerback ... credited with two solo stops vs. Ohio State (Nov. 25) ... recorded two solo tackles against South Carolina in the Outback Bowl (Jan. 1).

Junior (2016) ... earned second varsity letter ... saw

action in all 13 games ... played cornerback and on special teams ... contributed 12 tackles ... earned Special Teams Player of the Game honors after contributing on special teams and at cornerback against Hawaii (Sept. 3), tallying four tackles ... assisted on one tackle against Colorado (Sept. 17) ... posted two solo stops vs. Wisconsin (Sept. 24) ... assisted on one tackle at Rutgers (Oct. 8), playing cornerback and on special teams ... saw action at cornerback and on special teams vs. Illinois (Oct. 22) ... registered two solo stops against Michigan State (Oct. 29) ... assisted on one tackle vs. Maryland (Nov. 5) ... played special teams and cornerback at Iowa (Nov. 12), against Indiana (Nov. 19) and at Ohio State (Nov. 26) ... contributed one special teams stop vs. Florida State in the Orange Bowl (Dec. 30).

Sophomore (2015) ... earned first varsity letter ... appeared in 12 games on special teams ... also saw playing time in the secondary ... contributed eight tackles on special teams ... made first career tackle vs. UNLV (Sept. 12).

Freshman (2014) ... did not see game action.

Prep ... attended Eastern Christian Academy (2014) coached by Dwayne Thomas ... ran the 40-yard dash in 4.5 seconds.

Personal ... Brandon Watson was born July 11, 1995 ... enrolled in the College of Literature, Science and the Arts, majoring in general studies.

Watson's Career Defensive Statistics

Year	GP/GS	S-A-TT	TFL	Sacks	Int.	FR	PBU
2015	12/0	2-6-8	0-0	0-0	0-0	0-0	0
2016	13/0	7-5-12	0-0	0-0	0-0	0-0	0
2017	13/1	10-11-21	1.5-2	0-0	0-0	0-0	5
Career	38/1	19-22-41	1.5-2	0-0	0-0	0-0	5



Quarterback
6-1, 205, Jr.
Pinckney, Mich.
Pinckney HS

JACOB WEST

Senior (2018) ... switched to jersey #15 from #41 prior to spring drills ... moved to quarterback from safety ...

Junior (2017) ... Academic All-Big Ten Conference ... did not see game action.

Sophomore (2016) ... did not see game action ... walked onto team prior to spring football practice.

Prep ... attended Pinckney Community High School (2015) coached by Jakob Gailitis ... National

Honors Society member ... **Honors and Rankings** ... first-team all-conference ... first-team all-county.

Personal ... Jacob West was born May 18, 1996 ... enrolled in the College of Literature, Science and the Arts, majoring in biology.



Wide Receiver
6-1, 195, Sr.
Scottsdale, Ariz
Notre Dame Prep

BRENDAN WHITE

Junior (2017) ... Academic All-Big Ten Conference ... did not see game action.

Sophomore (2016) ... did not see game action ... walked onto team prior to spring football practice.

Prep ... attended Notre Dame Preparatory (2016) coached by Mark Nolan ... three-year varsity letterman ... National Honor Society member ... **Other Sports** ... lettered in baseball, track and hockey.

Personal ... Brendan White was born December 24, 1996 ... enrolled in the School of Engineering, majoring in mechanical engineering.



Running Back
5-10, 202, Jr.
Warren, Mich
De La Salle HS

TRU WILSON **

Sophomore (2017) ... earned second varsity letter ... played in two games ... contributed on special teams against Florida (Sept. 2) and Cincinnati (Sept. 9).

Freshman (2016) ... earned first varsity letter ... played in one game ... named the Special Teams Scout Team Player of the Week vs Indiana (Nov. 19) ... made his career debut against Illinois (Oct. 22), with one carry for one yard.

Prep ... attended De La Salle High School (2016) coached by Mike Giannone ... **Key Statistics** ... notched 644 rushing yards and 10 touchdowns his senior season ... **Honors and Rankings** ... MLive Detroit Dream Team honoree.

Personal ... Tru Wilson was born June 30, 1997 ... enrolled in the College of Literature, Science and the Arts, majoring in sociology.



Defensive Line
6-3, 255, 5th Sr.
Clairton, Pa.
Thomas Jefferson HS

CHASE WINOVICH ***

At Michigan ... three-year letterman ... two-time Academic All-Big Ten Conference (2015, '16) ... played in 32 career games with 15 starts ... contributed 116 tackles, 27.5 tackles for loss, 13.0 sacks, three forced fumbles and two fumble recoveries during his career.

Senior (2017) ... earned third varsity letter ... Blue Collar Award recipient as the team's hardest worker as voted upon by his teammates ... All-Big Ten first team (media) ... All-Big Ten second team (coaches) ... named to the watch list for the Ted Hendricks Award and Bednarik Award ... started all 13 games at defensive end ... led defensive line with a career-best 79 tackles, 18 tackles for loss, eight sacks, two forced fumbles and two fumble recoveries ... made start at defensive end against Florida in the Advocare Classic (Sept. 2), tallying four tackles, one sack and one forced fumble ... helped seal the win over Florida with a strip sack in the end zone that was recovered by Noah Furbush for a touchdown late in the contest ... named the team's Defensive Lineman of the Game against the Gators and also delivered the Big Hit of the Week ... tallied three stops, including one for a loss, and half a sack vs. Cincinnati (Sept. 9) ... set a then career high with nine total tackles, including 1.5 sacks and 2.0 tackles for loss, against Air Force (Sept. 16) ... recognized as the team's Defensive Lineman of the Game against the Falcons ... tallied eight tackles and set career-bests in tackles for loss (3.5) and sacks (2.5) at Purdue (Sept. 23) ... named the Walter Camp Football Foundation National Defensive Player of the Week for his performance against the Boilermakers ... matched then career high with nine stops against Michigan State (Oct. 7) ... contributed a seven-tackle effort at Indiana

(Oct. 14), including an assisted TFL and pressured Indiana's final play that resulted in an interception to secure Michigan's victory ... posted four tackles and one TFL at Penn State (Oct. 21) ... forced a fumble, made 1.5 sacks and finished with three stops vs. Rutgers (Oct. 28) ... registered three stops, an assisted TFL and one fumble recovery against Minnesota (Nov. 4) ... contributed six tackles and 2.5 TFLs at Maryland (Nov. 11) ... two of his eight tackles were TFLs at Wisconsin (Nov. 18) ... recorded a career-high 10 tackles vs. Ohio State (Nov. 25), including 1.5 tackles for loss and one sack ... assisted on five tackles and one TFL against South Carolina in the Outback Bowl (Jan. 1); recovered a fumble that resulted in a field goal.

Junior (2016) ... earned second varsity letter ... Academic All-Big Ten Conference ... played in all 13 games ... started two contests at defensive end ... recorded a career-best 35 tackles, 9.5 tackles for loss, five sacks and one forced fumble ... saw playing time against Hawaii (Sept. 3), recording a career-best seven tackles ... made first career start vs. UCF, recording six tackles, one sack and forced one fumble ... assisted on three tackles in start vs. Colorado (Sept. 17) ... tallied two tackles, 1.5 TFLs and one sack against Penn State (Sept. 24) ... assisted on one stop vs. Wisconsin (Oct. 1) ... made four tackles and an assisted TFL at Rutgers (Oct. 8) ... recorded one TFL against Illinois (Oct. 22) ... contributed two tackles to the effort against Michigan State (Oct. 29) ... made five stops and one sack against Maryland (Nov. 5) and was named Defensive Lineman of the Week ... registered one sack at Iowa (Nov. 12) and contributed one sack against Indiana (Nov. 19) ... assisted on one tackle at Ohio State (Nov. 26) ... tallied one tackle for loss vs. Florida State in the Orange Bowl (Dec. 30) ... registered a sack in three of the final five games.

Sophomore (2015) ... earned first varsity letter ... Academic All-Big Ten ... played on special teams in six games ... posted two special teams tackles ... made one stop at Penn State (Nov. 21) ... switched to defensive end during bowl game preparation ... contributed on special teams vs. Florida in the Citrus Bowl (Jan. 1).

Freshman (2014) ... did not see game action.

Prep ... attended Thomas Jefferson High School (2014) coached by Bill Cherpak ... played linebacker and quarterback ... **Key Statistics** ... totaled 149 tackles, 22.0 sacks, seven fumble recoveries and one interception on defense and carried the ball 119 times for 1,031 yards and 17 touchdowns on offense during his career ... registered 57 tackles, 13.0 sacks, three forced fumbles and three fumble recoveries as a senior ... recorded 69 tackles, 9.0 sacks and four fumble recoveries as a junior ... registered 47 tackles as a sophomore ... completed 14-of-29 passes for 210 yards and three touchdowns and registered 981 yards on 115 carries as a senior ... **Honors and Rankings** ... participated in the 2014 Offense-Defense All-American Bowl.

Personal ... Chase Winovich was born April 19, 1995 ... enrolled in the College of Literature, Science and the Arts, majoring in evolutionary anthropology.

Chase Winovich's Career Defensive Statistics

Year	GP/GS	S-A-TT	TFL	Sacks	Int.	FR	PBU
2015	6/0	2-0-2	0-0	0-0	0-0	0-0	0
2016	13/2	11-24-35	9.5-40	5.0-29	0-0	0-0	0
2017	13/13	28-51-79	18.0-72	8.0-45	0-0	2-0	0
Career	32/15	41-75-116	27.5-112	13.0-74	0-0	3-0	0



Defensive Back
6-3, 210, So.
Florence, Ala.
Florence HS

J'MARICK WOODS *

Freshman (2017) ... earned first varsity letter ... played in 12 games and made one start at safety ... contributed nine tackles and an assisted tackle for loss ... made his collegiate debut as a special teams contributor against Florida in the Advocare Classic (Sept. 2) ... played on special teams and at safety against Cincinnati (Sept. 9), Indiana (Oct. 14) and Penn State (Oct. 21) ... recorded the first tackles of his career against Air Force (Sept. 16), two stops, while contributing on special teams and at safety ... played on special teams against Purdue (Sept. 23), Michigan State (Oct. 7), Minnesota (Nov. 4) and Maryland (Nov. 11) ... made one special teams stop at Wisconsin (Nov. 18) ... recorded a career-high five stops while playing safety against Ohio State (Nov. 25); recorded his first career tackle for loss and also contributed on special teams ... made first career start at safety in the Outback Bowl against South Carolina (Jan. 1), contributing an assisted tackle.

Prep ... attended Florence High School (2017) coached by Jason Wallace ... **Key Statistics** ... registered 70 tackles, two tackles for loss, two interceptions, returning one for a touchdown and three pass breakups as a senior ... recorded 61 tackles, four interceptions and six blocked punts as a junior ... **Honors and Rankings** ... 247.com three-star prospect and ranked as the No. 26 safety nationally ... ESPN four-star prospect, rated as the No. 21 safety and the No. 18 player in Alabama ... Rivals three-star prospect and listed as the No. 40 safety prospect in the nation ... PrepStar four-star prospect and ranked as the No. 294 prospect nationally ... Class 6A First-Team All-State in Alabama ... PrepStar Top 350 All-American selection ... selected to play in the Alabama-Mississippi All-Star Game.

Personal ... J'Marick Woods was born April 15, 1999 ... enrolled in the School of Kinesiology, majoring in sport management.

J'Marick Woods' Career Defensive Statistics

Year	GP/GS	S-A-TT	TFL	Sacks	Int.	FR	PBU
2017	12/1	4-5-9	0.5-1	0-0	0-0	0-0	0
Career	12/1	4-5-9	0.5-1	0-0	0-0	0-0	0




Wide Receiver
6-2, 191, So.
Pittsburgh, Pa.
Mt. Lebanon HS

JACK YOUNG


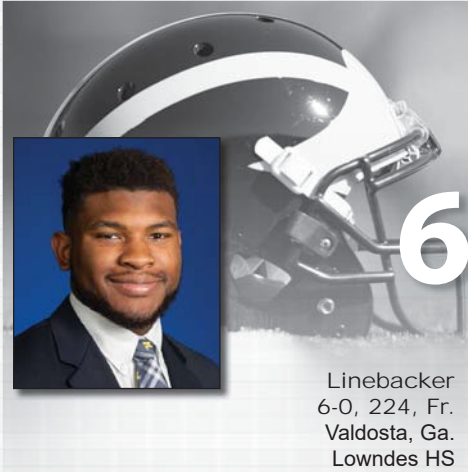
Freshman (2017) ... did not see game action.

Prep ... attended Mt. Lebanon High School (2017) coached by Mike Melnyk ... **Key Statistics** ... hauled in 58 receptions for 880 yards and eight touchdowns as a senior ... made 33 receptions for 958 yards and nine touchdowns during his junior campaign ... **Honors and Rankings** ... 2016 6A section 2 first-team all-conference as a senior.

Personal ... Jack Young was born January 27, 1999 ... enrolled in the College of Literature, Science and the Arts.



2018 FRESHMEN SIGNEES

Linebacker
6-0, 224, Fr.
Valdosta, Ga.
Lowndes HS

MICHAEL BARRETT

Prep ... attended Lowndes High School coached by Randy McPherson ... helped team to an 11-1 record, the Region 1-7A championship and the second round of the state playoffs as a senior ... led offense that set a school record for points in a season (627) with nine game of 50 or more points; became the 60th team in Georgia high school history to surpass 600 points in a season ... **Key Statistics** ... gained 7,293 yards during his prep career; passed for 4,640 yards and 45 touchdowns while accumulating 2,647 career rushing yards and 38 rushing TDs ... completed 111-of-174 passes (63.8 pct.) for 1,705 yards and 16 touchdowns while rushing for 1,195 yards and 13 scores as a senior; threw just two interceptions ... went 132-of-213 passing for 2,753 yards and 27 touchdowns as a junior; added 1,283 rushing yards and 21 TDs on the ground ... recorded 44 tackles, three TFLs, two interceptions, two pass breakups and two fumble recoveries as a sophomore ... scored six touchdowns as a sophomore - four rushing and one each on fumble and kickoff returns - to go along with six two-point conversions ... completed 12-of-24 passes for 182 yards and two TDs sophomore year ... **Honors and Rankings** ... Atlanta Journal Constitution Class 7A Offensive Player of the Year as a senior ... two-time first-team all-state (junior and senior seasons) ... named Region 1-7A Player of the Year and first-team all-region as a junior and senior ... 247Sports Composite three-star ranking, the No. 70 athlete in the country and the 90th overall prospect in Georgia ... ESPN.com three-star prospect, the No. 49 athlete nationally and the No. 64 prospect in Georgia ... Rivals.com three-star prospect and rated as the No. 69 overall player in Georgia.

Personal ... Michael Barrett was born December 21, 1999 ... enrolled in the College of Literature, Science and the Arts.




Wide Receiver
6-1, 182, Fr.
Kansas City, Mo.
Park Hill HS

RONNIE BELL

Prep ... attended Park Hill High School coached by Josh Hood ... three-year player on varsity at wide receiver and return specialist ... three-year starter in basketball who originally signed a LOI with Missouri State ... helped lead Park Hill win its first Suburban Gold Conference championship and reach the Missouri Class 6 state semifinals ... **Key Statistics** ... caught 159 passes for 2,476 yards (15.6 avg.) and scored 31 receiving touchdowns during his prep career; lists top three in Missouri state history in receptions, yards and touchdowns with NFL players Dorial Green-Beckham and Jeremy Maclin ... returned 33 kickoffs for 808 yards and had 65 punt returns for 665 yards with one touchdown ... hauled in 89 receptions for 1,605 yards (18.0 avg.) and 21 touchdowns as a senior; also carried the ball 15 times for 163 yards and scored three TDs ... his 21 receiving touchdowns as a senior are the fourth most in state history and the most by a player from the Kansas City area ... grabbed 63 passes for 639 yards and six touchdowns during his junior campaign ... made 17 catches for 232 yards and scored four TDs as a sophomore on varsity ... averaged 14.4 points per game as a junior on the basketball court, earning first-team all-district and all-conference honors ... **Honors and Rankings** ... 247Sports three-star prospect, the 169th-rated receiver nationally and the No. 13 player in Missouri ... received the Thomas A. Simone Award given to the top football player in Kansas City as a senior ... won the 2017 Otis Taylor Award which is presented to the most outstanding wide receiver or tight end in the Kansas City area ... 2017 Suburban Gold Offensive Player of the Year ... 2017 Kansas City Star first-team all-metro selection at wide receiver ... earned Class 6 first-team all-state and all-district honors at wide receiver senior year ... named to the 2017 All-State team by USA Today.

Personal ... Ronnie Bell was born Jan. 28, 2000 ... enrolled in the College of Literature, Science and the Arts.




Defensive Back
6-2, 187, Fr.
Naples, Fla.
Naples HS

SAMMY FAUSTIN

Prep ... attended Naples High School (2018) coached by Bill Kramer ... led his team to the Florida 6A state semifinals ... **Key Statistics** ... tallied 36 tackles, one interception, one tackle for loss, one fumble recovery and three pass breakups as a senior ... recorded 39 tackles, one interception, four pass breakups, one forced fumble and two fumble recoveries during his junior year in 2016 ... **Honors and Rankings** ... 247.com three-star recruit, ranked No. 887 overall and No. 134 in the state of Florida ... 247Sports Composite ranking of No. 593 nationally, 54th-best cornerback and the No. 93 player in Florida ... Rivals three-star prospect, ranked the No. 62 cornerback overall and No. 94 player in Florida ... ESPN three-star prospect, rated the No. 50 cornerback nationally and No. 102 player in Florida ... ranked No. 4 on The Big 15, a listing of Southwest Florida's top recruits, by the Naples Daily News and The News-Press ... two-time Naples Daily News All-Area performer: first team (2016) and second team (2017) ... Class 6A third-team All-State pick by FloridaHSFootball.com as a junior ... invited to the 2017 Offense-Defense All-American Bowl.

Personal ... Sammy Faustin was born January 20, 2000 ... native of Turks and Caicos who moved to Florida at age 11 ... enrolled in the College of Literature, Science and the Arts.



31
 Defensive Back
 6-2, 184, Fr.
 Rochester, Mich.
 Rochester Adams HS

VINCENT GRAY

Prep ... attended Rochester Adams coached by Tony Patriotto ... three-year varsity performer at Adams High School ... **Key Statistics** ... started at both cornerback and wide receiver during his career as well as kick returner ... tallied 26 tackles and one interception his senior season ... posted 19 tackles, one tackle for loss, one fumble recovery and one interception in eight games of action as a junior ... caught 16 passes for 184 yards at receiver during his junior year ... **Honors and Rankings** ... 247Sports Composite three-star prospect, the No. 18 player in the state of Michigan and the No. 64 cornerback prospect nationally ... ESPN.com three-star prospect, the No. 25 player in Michigan and the No. 85 cornerback nationally ... three-star prospect according to Rivals.com; No. 14 player in Michigan and the No. 60 cornerback prospect in the country ... named to the Detroit News All-State first team for Division 1-2 as a senior ... earned Division 1-2 first-team all-state honors from The Detroit News and second-team from the Associated Press as a senior ... ranked as the No. 21 player in the state of Michigan on the Detroit News Blue Chip list.

Personal ... Vincent Gray was born December 28, 1999 ... enrolled in the College of Literature, Science and the Arts.



9
 Defensive Back
 6-2, 174, Fr.
 DeSoto, Texas
 DeSoto HS

GEMON GREEN

Prep ... attended DeSoto High School (2018) coached by Todd Peterman ... helped lead DeSoto to an undefeated 16-0 season and the Class 6A Division II state championship in 2016 ... **Key Statistics** ... tallied 24 tackles, three interceptions with one returned for a touchdown, one fumble recovery and nine pass breakups senior year ... recorded 36 tackles, 25 passes defended, and two interceptions as a junior in 2016 ... **Honors and Rankings** ... 247.com three-star prospect, ranked No. 478 overall and the No. 38 cornerback ... Rivals four-star recruit, ranked the 48th-best prospect in Texas the No. 39 cornerback nationally ... ESPN four-star prospect, rated the No. 46 cornerback nationally and the 63rd-best prospect in the state of Texas ... invited to play for the National USA 19U football team in the International Bowl at AT&T Stadium ... selected as the defensive back MVP at the 2017 Nike Opening at Dallas and was invited to The Opening Finals in Oregon; posted a 92.79 Nike+ football rating with a 35.2-inch vertical jump, a 4.38 shuttle and a 4.59 40-yard dash ... earned first-team all-district honors as a junior and senior ... listed as the ninth-best cornerback prospect in Texas by Lone Star Prospects ... listed as the Texas Sports Writers Association's Class 6A All-State third team, earning honorable mention by the Associated Press for the classification.

Personal ... Gemon Green was born October 20, 1999 ... twin brother of fellow Wolverine defensive back German Green ... enrolled in the College of Literature, Science and the Arts.




13
 Defensive Back
 6-2, 175, Fr.
 DeSoto, Texas
 DeSoto HS

GERMAN GREEN

Prep ... attended DeSoto High School (2018) coached by Todd Peterman ... helped lead DeSoto to an undefeated 16-0 season and the Class 6A Division II state championship in 2016 ... **Key Statistics** ... recorded 42 tackles, including one tackle for loss, one interception, one forced fumble and one fumble recovery as a senior, with three total pass breakups ... missed his junior season with a knee injury ... **Honors and Rankings** ... 247.com three-star prospect, rated the No. 80 safety and the No. 115 player in Texas ... Rivals three-star recruit ... ESPN three-star prospect, rated the No. 105 safety nationally and the 181st-best recruit in the state of Texas ... listed as the 11th-best cornerback prospect in Texas by Lone Star Prospects ... tabbed a 7-6A first-team All-District performer ... played at the International Bowl in January, where he posted three tables and an interception.

Personal ... German Green was born October 20, 1999 ... twin brother of fellow Wolverine defensive back Gemon Green ... enrolled in the College of Literature, Science and the Arts.



25
 Running Back
 6-1, 212, Fr.
 Eureka, Mo.
 Eureka Senior HS

HASSAN HASKINS

Prep ... attended Eureka Senior High School (2018) coached by Jacob Sumner ... helped lead Eureka to the Missouri Class 6A State Semifinals in 2017

... **Key Statistics** ... rushed 255 times for 2197 yards and 31 touchdowns as a senior, averaging 8.6 yards per carry ... ran for 100 yards or more in 12 of 13 contests, including five games with 200 yards rushing or more ... also caught 12 passes for 165 yards and two touchdowns and returned a punt 50 yards for a touchdown ... added 25 tackles with nine sacks and two fumble recoveries on defense ... rushed 242 times for 1509 yards and 19 touchdowns as a junior; had nine 100-yard rushing efforts during the season including seven straight games ... caught 36 passes for 294 yards and two touchdowns junior year ... registered 34 tackles and 12 sacks as a junior ... Honors and Rankings ... 247Sports three-star prospect, the No. 11 player overall in Missouri and the 70th-best running back in the nation ... 247Sports Composite ranking of No. 979 nationally, 49th-best running back and the No. 11 player in Missouri ... Rivals three-star recruit, the No. 12 player in the state of Missouri and the 40th-rated running back nationally ... ESPN three-star recruit, rated the No. 55 running back nationally and the 14th-best prospect in Missouri ... 2017 Missouri Football Coaches Association Class 6A Offensive Player of the Year as well as USA Today's Missouri Offensive Player of the Year ... listed as a 2017 Class 6A first-team all-state running back by the Missouri Football Coaches Association and Missouri Media ... two-time Suburban West American Offensive Player of the Year (2016, '17) ... 2017 St. Louis Dispatch All-Metro first team as a senior; earned second-team honors at running back as a junior ... two-time St. Louis All-American Large School Football Team (2016, '17).

Personal ... Hassan Haskins was born November 26, 1999 ... enrolled in the College of Literature, Science and the Arts.



Offensive Line
6-7, 271, Fr.
Traverse City, Mich.
Traverse City West HS

RYLAN HAYES

Prep ... attended Traverse City West High School (2018) coached by Tim Wooer ... played tight end, defensive end and punted during his career ... **Key Statistics** ... posted 26 tackles, six tackles for loss and 1.5 sacks despite being double- and triple-teamed throughout his senior year ... caught 20 passes for 311 yards as a junior and added 24 for 515 yards and five touchdowns as a senior ... averaged 12.4 points and 8.3 rebounds per game as a junior on the varsity basketball team ... **Honors and Rankings** ... 247.com four-star prospect, ranked No. 140 nationally, No. 12 at offensive tackle and the No. 3 prospect in the state of Michigan ... Rivals three-star recruit, rated as the No. 48 offensive

tackle prospect in the country and as the No. 17 player in Michigan ... ESPN four-star recruit, ranked the No. 29 offensive tackle nationally and the No. 7 player in state of Michigan ... two-time All-State in football (2016, '17) ... Big North Conference Basketball Player of the Year and the Big North Conference Pitcher of the Year as a junior ... named Male Athlete of the Year by the Traverse City Record Eagle in early 2017 ... named to the Detroit Free Press and Detroit News Dream Team as a senior defensive lineman ... listed on the 2017 USA Today All-State second team as a tight end ... named to the Associated Press Division 1-2 first-team All-State lineman in 2017, earning honorable mention in the year prior in 2016 ... ranked No. 6 on The Detroit News' Blue Chip listing of the top players in the state.

Personal ... Ryan Hayes was born February 28, 2000 ... brother, Connor, signed a football scholarship at the University of Pittsburgh in 2014 ... father, Mike, played football at Central Michigan and mother, Sue, is a member of CMU's Hall of Fame after a stellar basketball career ... comes from the same high school as Cincinnati Bengals offensive lineman Jake Fisher, a second-round pick that played at Oregon ... enrolled in the College of Literature, Science and the Arts.



Defensive Line
6-6, 268, Fr.
Dearborn, Mich.
Divine Child HS

AIDAN HUTCHINSON

Prep ... attended Divine Child High School (2018) coached by John Filiatraut ... played defensive end, tight end, offensive line and was team's long snapper ... helped his team win back-to-back Catholic League titles (2016-17) and get to the Division 3 Michigan state semifinals ... led team to a 11-2 record as a senior and a 10-3 mark as a junior ... **Key Statistics** ... posted 65 tackles, 27 tackles for loss, four sacks, one forced fumble, one fumble recovery and a blocked kick during his senior season ... caught 38 passes for 419 yards and scored eight touchdowns at tight end as a senior ... recorded 68 tackles and 11 sacks as a junior ... also played lacrosse during his high school career; two-year team captain and earned second-team all-state honors as a junior ... **Honors and Rankings** ... USA Today selected him as the No. 1 recruit in the state of Michigan ... Rivals four-star recruit, ranked the No. 2 prospect in the state of Michigan, No. 8 defensive end in the nation and the No. 129 overall player in the country ... ESPN four-star recruit, ranked No. 193 player nationally, No. 22 defensive end and the top-rated player in Michigan ... 247Sports four-star recruit and listed as the No.

88 overall player nationally ... ranked as the No. 1 player in Michigan and the No. 5 strongest defensive end in the country according to 247Sports ... 247Sports Composite ranking of No. 112 nationally, sixth-best defensive end and the No. 1 player in Michigan ... participated in the 2018 U.S. Army All-American Game: registered four tackles, 2.5 TFLs and two sacks ... named to the 2017 All-Catholic League (AA) Team ... selected to the 2017 Detroit Free Press All-State Dream Team ... named to the 2017 MLive Detroit Dream Team on defense ... named to the 2017 and 2016 Michigan Associated Press Division 3-4 All-State First Team ... ranked No. 2 on The Detroit News' Blue Chip Recruits list.

Personal ... Aidan Hutchinson was born on August 9, 2000 ... son of former Michigan captain and defensive tackle/outside linebacker Chris Hutchinson (1989-92), who won team MVP in final season and was coached by Greg Mattison in his final season; Chris ranks 14th on the Michigan career tackles for loss list ... mother, Melissa, went to Michigan and sisters, Mia and Aria, are currently enrolled at U-M ... enrolled in the School of Kinesiology.



Offensive Line
6-5, 296, Fr.
Grand Rapids, Mich.
Catholic Central HS

JALEN MAYFIELD

Prep ... attended Catholic Central High School (2018) coached by Todd Kostler ... helped lead Catholic Central to back-to-back Division 4 Michigan State Championships in 2016 and 2017 ... played both offensive and defensive line at Catholic Central ... **Key Statistics** ... anchored an offensive line that paved the way for a running game that gained over 3,500 yards and 50 rushing touchdowns as a senior ... set a school career record with 57 career tackles for loss ... recorded 96 tackles, including a school record 31 tackles for loss, 17 sacks and three fumble recoveries as a senior ... averaged 10 points and six rebounds per game as a junior on the basketball team ... **Honors and Rankings** ... 247Sports four-star prospect and ranked as the No. 126 prospect nationally ... nation's No. 9 offensive tackle and the No. 2 overall player in Michigan according to 247Sports ... Rivals four-star recruit, ranked as the No. 4 player in Michigan and the No. 17 offensive tackle prospect in the country ... ESPN three-star recruit, rated as the No. 72 tackle prospect nationally and listed as the No. 17 player in Michigan ... selected to participate in the 2018 U.S. Army All-American Bowl ... 2017 Grand Rapids Press Defensive Player of the Year as a senior ... listed to the 2017 All-State Dream Team by the Detroit Free

Press for his work as a defensive lineman and by The Detroit News for his work on offense ... ranked No. 3 on The Detroit News' Blue Chip Prospects • Named the 2018 Grand Rapids Press Defensive Player of the Year ... selected to the 2017 Division 3-4 Associated Press All-State first team by a state-wide panel of Michigan sports writers both junior and senior year ... earned a spot on The Detroit Free Press' Division 4 All-State Team in 2016.

Personal ... Jalen Mayfield was born May 23, 2000 ... father, Brian, played left tackle at Ferris State (1989-93) ... enrolled in the College of Literature, Science and the Arts.



Linebacker
6-1, 228, Fr.
Indianapolis, Ind.
Lawrence Central HS

CAMERON McGRONE

Prep ... attended Lawrence Central High School (2018) coached by William Peebles ... **Key Statistics** ... registered 84 tackles, 14 tackles for loss and four sacks in seven games of action as a senior ... averaged nine tackles per games during an injury shortened junior season, with 15.5 tackles for loss and 4.5 sacks ... recorded 36 tackles and four tackles for loss a sophomore in 2015 ... **Honors and Rankings** ... 247Sports five-star prospect, ranked No. 24 overall nationally and as the No. 1 outside linebacker in the country ... listed as the No. 1 player in the state of Indiana by 247Sports ... Rivals four-star recruit, listed No. 195 overall and the No. 16 outside linebacker nationally ... ESPN four-star recruit, rated No. 9 at outside linebacker and No. 2 in the state of Indiana ... participated in the 2018 U.S. Army All-American Game where he earned one pass breakup as well as the Glenn Davis Award for his prowess both in the classroom and on the field ... named to the 2017 All-Marion County First Team ... earned All-USA Central Indiana Super Team and IFCA Top 50 All-State Dream Team honors as a senior; named to IFCA Junior All-State Team in 2016 ... co-recipient of the 2017 IndyStar Top Linebacker Award as selected by the Indiana State Coaches Association board ... 2017 High School Butkus Award nominee ... 2017 Academic All-State ... 2017 MIC Defensive Player of the Year ... two-time All-MIC Conference selection and All-Marion County team (2016, '17) ... named state Defensive Player of the Year by IndianaPreps.com ... all-state first-team selection by USA Today as well as the Best of the Midwest team by the Detroit Free Press.

Personal ... Cameron McGrone was born June 22, 2000 ... enrolled in the College of Literature, Science and the Arts.



Quarterback
6-5, 234, Fr.
Pahokee, Fla.
Olympia HS

JOE MILTON

Prep ... attended Olympia High School (2018) coached by Kyle Hayes ... **Key Statistics** ... completed 90-of-188 passes for 1,317 yards and 10 touchdowns with six interceptions as a senior; ran the ball 59 times for 262 yards and scored five rushing TDs ... threw for 1,543 yards and 17 touchdowns as a junior in 2016, completing 82-of-178 pass attempts; added three touchdowns on the ground ... as a sophomore in 2015, completed 88-of-183 passes for 1,115 yards and eight touchdowns while scoring three rushing touchdowns ... **Honors and Rankings** ... 247.com four-star prospect, ranked No. 172 prospect nationally, No. 7 pro-style quarterback overall and No. 31 prospect in Florida ... 247Sports Composite ranking of No. 204 nationally, ninth-best quarterback and the No. 35 player in the state of Florida ... Rivals four-star recruit, ranked No. 11 quarterback prospect, the 37th-best prospect in Florida and rated as the 200th-overall player nationally ... ESPN four-star recruit, rated as the No. 119 player nationally, the No. 7 pro-style quarterback, and 27th-best prospect in Florida ... participated in the Elite 11 quarterback camp and Nike 2017 The Opening Regional combine ... named first-team All-Metro by The Orlando Sentinel.

Personal ... Joe Milton was born March 6, 2000 ... son of DeShea Bouie ... comes from the same high school as Florida State quarterback Deondre Francois ... enrolled in the College of Literature, Science and the Arts.



Kicker
6-0, 177, Fr.
Northville, Mich.
Northville HS

JAKE MOODY

Prep ... attended Northville High School coached by Matt Ladach ... three-year-plus varsity kicker; earned a spot on the varsity team midway through his freshman year ... National Honor Society member that graduated with a 3.64 cumulative grade point average ... **Key Statistics** ... hit 12-of-17 field goals during his senior year; connected on three field goals of more than 55 yards ... connected on a 58-yarder against Grand Blanc and a 57-yard field goal against Dearborn as a senior; his 58-yarder is tied for the second longest kick in the Michigan High School Athletic Association record book ... averaged 39.6 yards per punt senior year, including four punts downed inside the 10-yard line ... converted 14-of-17 field goals and 30-of-32 PATs as a junior, with a then school-record 52-yard kick against South Lyon East; 43-of-50 kickoffs were touchbacks ... finished 9-of-12 on field goals and 34-of-38 point-after-attempts during his sophomore year; 34-of-58 kickoffs were downed for touchbacks ... starting third baseman on the Mustangs' Division 1 state runner-up team as a junior ... **Honors and Rankings** ... rated as the No. 1 kicker in the country by Kornblue Kicking ... Kohl's Kicking High School All-American first team; rated as a five-star prospect and the nation's No. 14 kicker and No. 61 punter ... two-time Detroit Free Press Dream Team selection (junior and senior years) ... two-time Detroit New All-State Dream Team member (junior and senior seasons) ... 2017 USA Today All-USA Michigan Football Team (first team) ... 2016 and 2017 KLAA All-Conference first team performer.

Personal ... Jake Moody was born Nov. 23, 1999 ... enrolled in the College of Literature, Science and the Arts.



85

Tight End
6-4, 245, Fr.
Missouri City, Texas.
Ridge Point HS

**MUSTAPHA
MUHAMMAD**

Prep ... attended Ridge Point High School (2018) coached by Brett Sniffin ... member of four straight district championship teams ... **Key Statistics** ... caught 68 passes for 1,040 yards and 12 touchdowns during his varsity career ... had 20 receptions for 294 yards and three touchdowns during senior season ... caught 31 passes for 438 yards and four touchdowns as a junior in 2016 ... made 19 receptions for 321 yards and five touchdowns as a sophomore in 2015 ... **Honors and Rankings** ... 247.com four-star prospect, ranked the No. 7 tight end overall and No. 26 player in Texas ... ESPN four-star prospect and rated as the No. 42 overall player nationally ... ESPN 300 member, the No. 2 tight end nationally and the No. 4 player in the state of Texas ... Rivals four-star recruit, rated the No. 17 tight end overall and No. 29 player in Texas ... played in the 2017 Polynesian Bowl where he caught two passes for 36 yards ... named 2017 Houston Touchdown Clubs Offensive Player of the Year ... 2017 All-Greater Houston first team as a senior and a second-team selection as a junior ... earned Academic All-District as a sophomore, junior and a senior ... two-time unanimous first-team all-district selection (2016, '17) ... named an Under Armour All-American as a senior.

Personal ... Mustapha Muhammad was born August 10, 2000 ... enrolled in the College of Literature, Science and the Arts.



86

Tight End
6-6, 231, Fr.
Hamden, Conn.
Hamden Hall HS

**LUKE
SCHOONMAKER**

Prep ... attended Hamden Hall Country Day School (2018) coached by Joe Litna ... helped team win New England Preparatory School Athletic Council Championship in 2016, and led the team to win its regional bowl game in 2017) ... led Hamden Hall Country Day to a regional bowl win as a senior ... played quarterback, wide receiver, tight end, cornerback during his high school career ... **Key Statistics** ... caught 22 passes for 343 yards and two touchdowns as a senior ... had 34 carries for 306 yards and two touchdowns while completing 18-of-37 pass attempts for 201 yards and two TDs during his senior season ... recorded five receptions for 111 yards and two touchdowns as a junior ... at quarterback during his junior year, went 55-for-92 for 878 yards with five TDs and five INTs while adding 53 rushing attempts for 623 yards and 13 TDs ... also was a pitcher and first baseman on the school's baseball team ... named to the All-State first-team pick by Walter Camp and second-team pick by USA Today following his senior season ... selected to play in the International Bowl at AT&T Stadium in Dallas, Texas ... **Honors and Rankings** ... 247.com three-star prospect, ranked the No. 39 tight end overall and No. 3 player in Connecticut ... ESPN three-star prospect, rated the No. 21 tight end and No. 3 player in Connecticut ... Rivals three-star recruit, rated the No. 39 tight end overall and No. 3 player in Connecticut.

Personal ... Luke Schoonmaker was born Sept. 28, 1998 ... enrolled in the College of Literature, Science and the Arts.



6

Defensive Back
6-3, 183, Fr.
Atlanta, Ga.
Westlake HS

**MYLES
SIMS**

Prep ... attended Westlake High School (2018) coached by Kareem Reid ... helped team to 2017 Regional Championship ... **Key Statistics** ... registered 17 tackles, six pass breakups and two interceptions as a senior ... **Honors and Rankings** ... 247.com four-star prospect, ranked No. 149 prospect nationally, No. 17 cornerback overall and the 21st-best prospect in Georgia ... 247Sports Composite ranking of No. 170 nationally, 17th-best cornerback in the country and the No. 22 player in Georgia ... Rivals four-star recruit, ranked as nation's 14th-best cornerback prospect and the No. 11 player nationally ... ESPN four-star recruit and ranked No. 137 player nationally in the ESPN300 ... listed as the No. 11 cornerback nationally and as the 21st-best prospect in Georgia by ESPN ... two-time All-Region 2-7A first team selection (2016, '17) by the Atlanta Journal-Constitution ... attended the 2017 Nike The Opening in Beaverton, Oregon ... selected to participate in the 2018 Under Armour All-American Game ... named one of Rivals.com's 12 defensive standouts at the Under Armour Future 50 camp ... earned an invite to the Rivals 2017 Five Star Challenge.

Personal ... Myles Sims was born July 14, 2000 ... son of Merrick and Katrina Sims ... enrolled in the College of Literature, Science and the Arts.



41

Running Back
5-11, 200, Fr.
Buford, Ga.
Buford HS

CHRISTIAN
TURNER

Prep ... attended Buford High School (2018) coached by John Ford ... helped lead Buford to a 13-2 record and Class AAAAA runner-up finish in 2016, followed by an 11-2 record and a Class AAAAA state semifinal appearance in 2017 ... **Key Statistics** ... carried the ball 115 times for 801 yards and 10 touchdowns during his senior year ... rushed for 1,115 yards on 135 carries and scored 18 touchdowns as a junior in 2016 ... as a sophomore in 2015, he rushed 82 times for 789 yards and scored nine touchdowns ... **Honors and Rankings** ... 247.com three-star prospect, rated the No. 37 running back and No. 60 overall player in Georgia ... ESPN four-star recruit, ranked No. 46 in the state of Georgia and the No. 21 prospect at running back ... Rivals three-star recruit, rated the No. 18 running back nationally and No. 47 player in Georgia ... invited to play for the National USA 19U football team in the International Bowl at AT&T Stadium where he ran 11 times for 86 yards and two touchdowns, also catching two passes in his team's win ... attended the 2017 Nike The Opening camp ... selected for Georgia's All-Region 8-A team voted on by coaches following his senior season.

Personal ... Christian Turner was born November 22, 1999 ... enrolled in the College of Literature, Science and the Arts.




91

Defensive Line
6-4, 246, Fr.
Bradenton, Fla.
Braden River HS

TAYLOR
UPSHAW

Prep ... attended Braden River High School (2018) coached by Curt Bradley ... led Braden River to a 10-2 record an appearance in the FHSAA Class 7A playoffs as a senior ... **Key Statistics** ... accounted for 33 tackles, seven tackles for loss, 4.5 sacks and one interception as a senior; returned the interception for a touchdown ... recorded 17 tackles, 4.5 tackles for loss, 1.5 sacks, one forced fumble and three pass breakups in his first season playing football as a junior ... **Honors and Rankings** ... ESPN three-star recruit, ranked the No. 68 defensive end nationally and the 120th-best player in Florida ... 247Sports Composite ranking of No. 526 nationally, 25th-best defensive end and the No. 88 player in Florida ... 247.com three-star recruit, rated as the 103rd player in Florida and the No. 23 strongside defensive end nationally ... Rivals three-star prospect, listed as the No. 75 overall player in Florida and the No. 25 defensive end prospect in the country ... named Bradenton Herald All-Area honorable mention for 2017.

Personal ... Taylor Upshaw was born August 13, 1999 ... father, Regan, played for five different teams over a nine-year NFL career ... brother, Regan Jr., plays football at Clemson ... enrolled in the College of Literature, Science and the Arts.



40


Fullback
6-3, 236, Fr.
Essexville, Mich.
Garber HS

BEN
VANSUMEREN

Prep ... attended Garber High School (2018) coached by Jake Coquillard ... became the first player from his high school to sign with a Big Ten Conference school ... **Key Statistics** ... led Bay County in receiving for three straight years ... finished prep career with 176 receptions for 2,888 yards and 29 touchdowns ... also carried the football 160 times for 1,053 yards and scored 17 touchdowns and completed 13-of-27 passes for 279 yards and four TDs ... registered 79 tackles, six tackles for loss, two sacks and four interceptions during his career, including 43 tackles, four tackles for loss and one sack as a senior ... hauled in 85 receptions – a regular season state record – for 1,259 yards and 13 touchdowns during his senior season ... also went 11-of-25 passing for 249 yards with three touchdowns and two interceptions as a senior, adding 54 carries for 387 yards (7.2 per carry) and six touchdowns ... caught 49 passes for 776 yards and eight touchdowns as a junior ... grabbed 42 catches for 853 yards and eight scores during his sophomore season ... **Honors and Rankings** ... 247Sports Composite ranking of No. 12 in the state of Michigan and lists as the 50th-best athlete in the country ... Rivals.com three-star prospect,

the No. 15 player in the state of Michigan and the 34th-rated tight end prospect nationally ... named Associated Press Player of the Year for Division 5 and 6 as a senior, and earned honorable mention as a junior ... selected MLive Bay City Player of the Year in 2017 ... participated in 2017 Nike The Opening in Cleveland; won the overall ratings MVP at the camp ... named to the Detroit News All-State Dream Team as a senior ... three-time selection to the MLive Bay City Times Dream Team (2015, '16, '17) ... tabbed to the All-State first team as a wide receiver after his senior season by USA Today ... ranked No. 16 on The Detroit News' Blue Chips list of the top players in the state.

Personal ... Ben VanSumeren was born May 5, 2000 ... son of Jeff and Cindy VanSumeren ... mother, Cindy, attended the University of Michigan ... enrolled in the College of Literature, Science and the Arts.



96

Defensive Line
6-6, 253, Fr.
Miesbach, Bavaria, Germany
FOS Altoetting

JULIUS
WELSCHOF

Prep ... graduated from FOS Altoetting in Germany ... **Key Statistics** ... played for the Munich Cowboys, a club team in Germany, seeing action at defensive end and tight end ... ran a 4.55 40-yard dash at the Premier Players International Combine in Hennef, Germany ... **Honors and Rankings** ... 247Sports Composite grades as a three-star prospect and the 28th-rated strong-side defensive end nationally ... ESPN three-star prospect and the No. 66 overall player at defensive end ... rated as the top prospect in Germany by 247Sports and ESPN ... Rivals.com three-star prospect.

Personal ... Julius Welschhof was born March 12, 1997 ... became the first player from Europe to sign a Letter of Intent to play football at Michigan ... enrolled in the College of Literature, Science and the Arts.



FOOTBALL STAFF

J. IRA AND NICKI HARRIS FAMILY HEAD FOOTBALL COACH JIM HARBAUGH



Jim Harbaugh is in his fourth season as the J. Ira and Nicki Harris Family Head Football Coach at the University of Michigan. He was named the 20th coach in U-M football history on Tuesday, Dec. 30, 2014. Harbaugh became the sixth former Michigan football player to be named the leader of college football's winningest program.

Jim Harbaugh is one of four Big Ten coaches to win 10-plus games in each of his first two seasons directing a conference school. Harbaugh joined Fielding Yost (1901-02) as the only head coaches to collect back-to-back 10-win seasons in their first two seasons at U-M. In addition to Harbaugh and Yost, Ohio State's Urban Meyer (2012-13) and Wisconsin's Paul Chryst (2015-16) also accomplished the feat.

Harbaugh is the second fastest coach to 20 wins at Michigan, trailing only Yost; Harbaugh accomplished the feat in 24 games and Yost won the first 29 games of his U-M career before tying Minnesota (6-6) in 1903. In his first two seasons as the Michigan head coach, Harbaugh guided the Wolverines to 10-win seasons. U-M has appeared in a bowl game in all three seasons with Harbaugh at the helm of the program, including a New Year's Six Bowl with the 2017 Orange Bowl, and two other bowls played on New Year's Day (2016 Buffalo Wild Wings Bowl; 2018 Outback Bowl).

Six Wolverines have secured nine All-American honors under Harbaugh: Devin Bush (third team, 2017), Jake Butt (first team, 2015-16), Maurice Hurst (first team, 2017), Jourdan Lewis (first team, 2015-16), Jabrill Peppers (second team, 2015; first team, 2016) and Chris Wormley (second team, 2016). Four of those have been consensus All-Americans: Butt, Hurst, Lewis and Peppers.

Additionally, Butt won the Mackey Award as the nation's top tight end in 2016 while Peppers received the Lott IMPACT Trophy, Paul Hornung Award and was a fifth-place finisher in the Heisman Trophy race that same season. Several other athletes have been national award finalists under Harbaugh, including Lewis (Jim Thorpe Award) and Bush (Butkus Award).

A total of 21 athletes have earned All-Big Ten recognition in each of Harbaugh's three seasons, including 13 first-team honorees (four in 2015, six in 2016, three in 2017). Ten of 11 defensive starters have earned the honor in consecutive seasons (2016-17). Those accolades have extended

to the classroom as well, with Wolverines accruing 90 Academic All-Big Ten honors during his tenure, including a program-record 48 in 2017.

Michigan finished with a 10-3 record in 2015, including a 41-7 win over No. 19 Florida in the 2016 Buffalo Wild Wings Citrus Bowl. The Wolverines finished in the top 12 of the national polls for the first time since 2011, ranking 11th in the Amway Coaches poll and 12th in the Associated Press media poll.

In 2016, the Wolverines took another step forward, coming within inches of claiming their first Big Ten East Division title and a spot in the conference championship game. U-M finished 10-3 and listed 10th in both polls at year's end.

Harbaugh came to Ann Arbor after an impressive four-year run in the National Football League with the San Francisco 49ers. He led the franchise to the NFC Championship Game in each of his first three seasons, winning the George Halas Trophy as NFC champions in 2012. Harbaugh tallied a 49-22-1 overall record that included a 5-3 mark in the postseason as 49ers head coach.

Harbaugh led the Niners to a 13-3 regular-season record and to the NFC Championship Game during his first season in 2011, earning the AP NFL Coach of the Year award. He followed up with an 11-4-1 regular-season mark in 2012, culminating with an appearance in Super Bowl XLVII. Harbaugh's 49ers lost a back-and-forth affair, 34-31, to the Baltimore Ravens and his brother, John, in the only matchup of brothers as head coaches in NFL history. He helped guide San Francisco back to the NFC title game after a 12-4 regular-season record in 2013 and posted an 8-8 mark during the 2014 season.

Prior to making the jump to the 49ers, Harbaugh established himself as a leader of young men at the college level. He turned around a Stanford program that went 1-11 prior to his arrival. The Cardinal improved in each of Harbaugh's four seasons, culminating with a 12-1 campaign and FedEx Orange Bowl victory over Virginia Tech in 2010. Harbaugh finished his tenure at Stanford with a 29-21 overall record (.580) and 21-15 mark in Pac-10 Conference play.

After 4-8 and 5-7 records his first two seasons at the helm, Harbaugh led the Cardinal to an 8-5 record and a tie for second place in the Pac-10. The appearance in the Sun Bowl following the season was Stanford's first bowl game since the 2001 season. The program continued its ascension in 2010, posting a 12-1 overall record and 8-1 mark in the Pac-10. Stanford was selected for a BCS bowl game and proceeded to defeat Virginia Tech, 40-12, in the FedEx Orange Bowl in Harbaugh's final game with the program. The Cardinal finished the 2010 season ranked fifth in the national

JIM HARBAUGH'S YEAR-BY-YEAR COACHING RECORD

YEAR	SCHOOL	RECORD	CONFERENCE	LEAGUE FINISH	BOWL GAME/POSTSEASON (RESULT)	FINAL AP RANK
2004	San Diego (FCS)	7-4 (.636)	3-1 (.750)	Pioneer (2nd)		
2005	San Diego (FCS)	11-1 (.917)	4-0 (1.000)	Pioneer (1st)		
2006	San Diego (FCS)	11-1 (.917)	7-0 (1.000)	Pioneer (1st)		
2007	Stanford	4-8 (.333)	3-6 (.333)	Pac-10 (T-7th)		NR
2008	Stanford	5-7 (.417)	4-5 (.444)	Pac-10 (T-6th)		NR
2009	Stanford	8-5 (.615)	6-3 (.667)	Pac-10 (T-2nd)	Sun, Oklahoma (L, 27-31)	NR
2010	Stanford	12-1 (.923)	8-1 (.889)	Pac-10 (2nd)	Orange, Virginia Tech (W, 40-12)	4
2011	San Francisco 49ers	13-3-1	5-1 (.833)	NFC West (1st)	NFC Championship Game, (L, 17-20)	
2012	San Francisco 49ers	11-4	3-2-1 (.583)	NFC West (1st)	Super Bowl XLVII (L, 31-34)	
2013	San Francisco 49ers	12-4 (.750)	4-2 (.667)	NFC West (2nd)	NFC Championship Game (L, 17-23)	
2014	San Francisco 49ers	8-8 (.500)	2-4 (.333)	NFC West (3rd)		
2015	Michigan	10-3 (.769)	6-2 (.750)	Big Ten East (3rd)	Citrus, Florida (W, 41-7)	11
2016	Michigan	10-3 (.769)	7-2 (.778)	Big Ten East (T-2nd)	Orange, Florida State (L, 32-33)	10
2017	Michigan	8-5 (.615)	5-4 (.556)	Big Ten East (4th)	Outback, South Carolina (L, 19-26)	NR
2018	Michigan	0-0 (.000)	0-0 (.000)			
FCS	3 seasons	29-6 (.829)	14-1 (.933)			
FBS	6 seasons	57-32 (.640)	40-23 (.635)			
NFL	4 seasons	44-19-1 (.695)	14-9-1 (.604)			
Total	13 seasons	130-57-1 (.694)	67-33-1 (.668)			

polls, and Harbaugh was named the Woody Hayes Award as the nation's top coach by the Touchdown Club of Columbus. He accepted the 49ers head coaching position on Jan. 7, 2011.

In his first head coaching experience, Harbaugh led the University of San Diego to a 29-6 record during his three seasons directing the program (2004-06). In his first year, the Toreros posted a 7-4 record after winning their final five games of the season. The team proceeded to post 11-1 marks during the 2005 and 2006 seasons, claiming the Pioneer Football League championship each season.

Harbaugh spent the 2002 and 2003 NFL seasons as the quarterbacks coach with the Oakland Raiders. He worked with the quarterbacks, helping quarterback Rich Gannon lead the organization to Super Bowl XXXVII after posting an 11-5 regular-season record and the AFC Western Division title. Gannon won the 2002 AP NFL MVP award and was selected to the 2003 Pro Bowl.

Harbaugh began preparing for a career as a coach during his professional playing days. He spent eight years as an NCAA-certified unpaid assistant coach for his father, Jack, at Western Kentucky (1994-2001). He worked as an offensive consultant and recruited for the Hilltoppers during that time. Harbaugh's effort helped his father's team capture the 2002 Division I-AA national championship.

Harbaugh played for five different organizations during his 15-year NFL career (1987-2001). He completed 2,305-of-3,918 passes for 26,288 yards and 129 touchdowns in 177 games. Harbaugh made 140 career starts. He was named the AFC Offensive Player of the Year, the NFL Comeback Player of the Year and a Pro Bowl selection after leading the Indianapolis Colts to the AFC Championship Game in 1995. He was inducted into the Colts Ring of Honor in 2005.

As a collegiate player, Harbaugh was one of the most efficient passers in NCAA history. In 1985, he led the nation in pass efficiency and finished as the runner-up in 1986. His career pass efficiency rating was the NCAA's top mark for more than 12 years. Harbaugh won the Chicago Tribune Big Ten Most Valuable Player award, earned first team All-America honors and finished third in the balloting for the Heisman Trophy following the 1986 season.

He completed 387-of-620 passes for 5,449 yards and 31 touchdowns during his career, with all four statistical categories still listing among the top 12 in school history. He also added 12 rushing touchdowns during his career, including eight scores as a senior. Harbaugh became the first Michigan quarterback to ever throw for more than 300 yards in a single game (310 vs. Wisconsin) and eclipsed the 200-yard passing mark 12 times. He led the Wolverines to a 21-3-1 record as a full-time starter during his final two seasons, including a pair of victories against rivals Michigan State and Ohio State.

Harbaugh and his wife, Sarah, have two daughters, Addison and Katherine, and two sons, Jack and John. He also has three children, Jay, James Jr., and Grace.

He is the son of Jack and Jackie Harbaugh. Jack was an assistant coach at Michigan from 1973-79. Harbaugh's brother, John, is head coach of the Baltimore Ravens and his sister, Joani, is married to University of Georgia men's basketball coach Tom Crean.

THE HARBAUGH FILE

Full Name: James Joseph Harbaugh (HAR-baw)

Birthdate: December 23, 1963

Place of Birth: Toledo, Ohio

Wife: Sarah

Children: Addison, Katherine, Jack and John; Jay, James Jr., and Grace

Hometown: Palo Alto, California

High School: Palo Alto (1982)

College: Michigan, 1986 (B.A., Communications)

COACHING EXPERIENCE

Year	School/Organization	Duties
1994-2001	Western Kentucky	Volunteer Assistant
2002-03	Oakland Raiders	Quarterbacks
2004-06	San Diego	Head Coach
2007-10	Stanford	Head Coach
2011-14	San Francisco 49ers	Head Coach
2015 -	University of Michigan	Head Coach

Did You Know?

- Harbaugh mentored two Stanford student-athletes to runner-up finishes in Heisman Trophy voting: Toby Gerhart (2009) and Andrew Luck (2010).
- Harbaugh is the only coach to win both the AP NFL Coach of the Year (2011) and Woody Hayes Coach of the Year Award (2010).
- Jim Harbaugh joins Gustave Ferbert (1897-99), Elton "Tad" Wieman (1927-28), Harry Kipke (1929-37), Bennie Oosterbaan (1948-58) and Bump Elliott (1959-68) as former Wolverine players to serve as head coach.
- Harbaugh is the second individual to serve as head football coach at Michigan and Stanford. Fielding H. Yost was the Stanford coach for the 1900 season (7-2-1 record) before arriving in Ann Arbor.
- He coached in the Super Bowl as both an assistant (Raiders, Super Bowl XXXVII) and head coach (49ers, Super Bowl XLVII).
- Harbaugh is the only former Michigan player to serve as a head coach in the Super Bowl.
- From 1994-2001, Harbaugh played in the NFL and served as an unpaid assistant for the Western Kentucky Hilltoppers.
- Earned the nickname "Captain Comeback" during his NFL playing days for his ability to lead his teams to wins in the fourth quarter.
- Harbaugh has several acting credits, including an appearance on "Saved By the Bell: The New Class" in 1994 <https://www.youtube.com/watch?v=fuKrcjskQiU>
- Harbaugh appeared in a 1993 episode of the Western-comedy "Brisco County, Jr." starring Michigan-native Bruce Campbell. The episode also featured Terry Bradshaw, Ken Norton, Jr. and Carl Banks.
- Harbaugh starred as himself in a 1997 episode of "Arli\$\$."
- Harbaugh was born in Toledo, Ohio, while his father Jack was coaching at Perrysburg High School.

RECORD VS. OPPONENTS

Illinois.....	1-0
Indiana.....	3-0
Iowa.....	0-1
Maryland.....	3-0
Michigan State.....	1-2
Minnesota.....	2-0
Nebraska.....	0-0
Northwestern.....	1-0
Ohio State.....	0-3
Penn State.....	2-1
Purdue.....	1-0
Rutgers.....	3-0
Wisconsin.....	1-1
Record vs. Big Ten.....	18-8

Arizona.....	3-1
Arizona State.....	2-2
California.....	2-2
Colorado.....	1-0
Oregon.....	1-3
Oregon State.....	3-2
UCLA.....	2-2
USC.....	3-1
Utah.....	0-1
Washington.....	3-1
Washington State.....	3-1
Record vs. Pac-12.....	23-16

Florida State.....	0-1
Virginia Tech.....	1-0
Wake Forest.....	1-1
Record vs. ACC.....	2-2

Florida.....	2-0
South Carolina.....	0-1
Record vs. SEC.....	2-1
Brigham Young.....	1-0
Notre Dame.....	2-2
Record vs. Ind.....	3-2

Oklahoma.....	0-1
TCU.....	0-2
Record vs. Big 12.....	0-1

Cincinnati.....	1-0
UCF.....	1-0
Record vs. AAC.....	2-0

Penn.....	0-1
Princeton.....	0-2
Yale.....	2-0
Record vs. Ivy.....	2-3

Sacramento State.....	1-0
UC Davis.....	0-1
Record vs. Big Sky.....	1-1

Monmouth.....	1-0
Record vs. Big South.....	1-0

Air Force.....	1-0
Hawaii.....	1-0
San Jose State.....	3-0
UNLV.....	1-0
Record vs. MWC.....	6-0

Holy Cross.....	1-0
Record vs. Patriot.....	1-0

Wagner.....	1-0
Record vs. Northeast ...	1-0

Butler.....	3-0
Davidson.....	2-0
Dayton.....	3-0
Drake.....	2-1
Jacksonville.....	1-0
Marist.....	1-0
Marist.....	1-0
Morehead State.....	2-0
Valparaiso.....	3-0
Record vs. Pioneer.....	17-1

Azusa Pacific.....	2-1
Dixie State.....	1-0
Record vs. GNAC.....	3-1

Southern Oregon.....	2-0
Record vs. Frontier.....	2-0

Menlo.....	1-0
Record vs. GSAC.....	2-0

Chapman.....	1-0
Record vs. CSIAC.....	1-0

DEFENSIVE COORDINATOR

DON BROWN



ABOUT COACH BROWN:

WIFE: Deborah
 CHILDREN: Echo, Zachariah, Rana, Chelsea
 GRANDCHILDREN: Lola, Piper, William, Remington, Jacoby, Aisling, Hudson, Mack, Lucy and Charlie
 HOMETOWN: Spencer, Mass.
 HIGH SCHOOL: David Prouty
 COLLEGE: Norwich University (Vermont)

BOWL EXPERIENCE

BOSTON COLLEGE: 2013 Independence Bowl, 2014 Pinstripe Bowl
 MARYLAND: 2010 Military Bowl
 MICHIGAN: 2016 Orange Bowl, 2018 Outback Bowl



Don Brown is in his third season as Michigan's defensive coordinator. Brown came to Ann Arbor following three seasons at Boston College, where he served as the defensive coordinator and linebackers coach. Brown is widely regarded as one of the top defensive minds in the country; his units are known for their attacking style and stingy run defense, with a fierce commitment to a heavy blitz scheme.

A native of Spencer, Mass., Brown brought 35 years of coaching experience to U-M, including 23 as a defensive coordinator, as of the end of the 2017 season. He has spent time all over New England, including 12 seasons as a head coach, compiling a 94-45 record at three different institutions with five conference titles and six playoff appearances.

Brown has been part of a number of championship teams at all levels of college football. He helped Dartmouth (1982, co-) and Yale (1989) to Ivy League titles as an assistant and defensive coordinator, and was also a part of staffs that earned conference titles at Plymouth State (Division III; two), Massachusetts (four) and Northeastern (one).

In both of Brown's first two seasons leading the defense, Michigan's unit led the nation in both passing defense and third down conversion percentage allowed. U-M became the first program since 2004-05 Alabama to allow fewer than 1,750 yards passing in consecutive seasons. U-M ranked first or second nationally in seven categories in 2016, and was top-three in five categories in 2017. An incredible 21 of 22 defensive starters have earned All-Big Ten honors during his tenure (11 in 2016, 10 in 2017), including eight who received first-team recognition. Four Wolverines have earned All-American recognition under Brown: Devin Bush, consensus honorees Maurice Hurst and Jourdan Lewis and unanimous selection Jabrill Peppers.

Opponents have been forced into three-and-outs at a high rate against Michigan; 44.5 percent of possessions in 2016 and 51.2 percent in 2017 resulted in three-and-outs. U-M averaged 9.3 tackles for loss per game in 2016 and 8.5 the following year, leading the NCAA with an 11.64 percent sack rate.

In 2017, the Wolverines led the Big Ten in five categories. The year before, U-M led the Big Ten in eight defensive categories, including scoring defense, pass defense, pass defense efficiency, third down conversions allowed and red zone defense.

Michigan was the only team in the country to hold five opponents to fewer than 200 yards of total offense in 2017, something only three other schools accomplished a total of four times during the season. No other Big Ten school had accomplished that feat in the previous 20 years. Eleven of 13 opponents were held under 200 yards passing as well.

Michigan's linebackers have enjoyed career seasons under Brown, too, with all three starters setting new career-highs across the board in 2017. As a true sophomore, Devin Bush received second and third-team All-American honors and was named a finalist for the Butkus Award. He recorded a team-best 102 tackles, adding 9.5 tackles for loss, five sacks, nine pass breakups and one interception.

Bush (first team, coaches; second team, media), Mike McCray (honorable mention) and Khaleke Hudson (third team, coaches) each earned All-Big Ten accolades as well.

In Brown's first year leading the defense, Michigan's unit ranked first or second in the NCAA in seven categories. Nearly 45 percent of opponents' possessions ended in a three-and-outs and U-M allowed just 28 red zone trips all season, fewest in the nation. On the turnover front, the U-M defense allowed just 11 passing touchdowns all season while generating 13 interceptions and 19 total turnovers.

Brown was a finalist for the 2016 Broyles Award, U-M led the Big Ten in eight defensive categories and all 11 defensive starters earned All-Big Ten accolades. The team surrendered just 53 fourth-quarter points all year. U-M finished second nationally in tackles for loss per game (9.3) and ranked fourth in sacks (3.54), the only school in the country to average more than nine and three in those two categories.

Brown helped U-M's linebacker core excel too, as Ben Gedeon (106 tackles), Mike McCray (76) and Jabrill Peppers (72) each set career-highs in tackles. Peppers earned unanimous first-team All-American honors and cornerback Jourdan Lewis was a consensus first team All-American as well.

COACHING EXPERIENCE

Year	Team	Position
1977-82	Hartford HS (Vt.)	Assistant Coach
1982	Dartmouth	Assistant Coach
1983	Mansfield (Pa.)	Defensive Coordinator
1984-86	Dartmouth	Defensive Coordinator
1987-92	Yale	Defensive Coordinator
1993-95	Plymouth State	Head Coach
1996-97	Brown	Defensive Coordinator
1998-99	Massachusetts	Defensive Coordinator
2000-03	Northeastern	Head Coach
2004-08	Massachusetts	Head Coach
2009-10	Maryland	Defensive Coordinator/Cornerbacks
2011-12	Connecticut	Defensive Coordinator/Cornerbacks
2013-15	Boston College	Defensive Coordinator/Linebackers
2016-	Michigan	Defensive Coordinator

In his final season with Boston College, he guided the Eagles' defense to a banner year, with the unit leading the nation in eight defensive categories. The team surrendered just seven rush yards in the first two contests and held seven opponents to sub-100-yard rushing performances overall. They played their best football in their biggest games, suffocating the No. 9 Florida State offense to its lowest total yardage figure since 2011 (217 yards) and forcing five turnovers against No. 4 Notre Dame.

The Eagles averaged more than 34 sacks and 90 tackles for loss in Brown's three seasons leading the defense after registering just six sacks (last in the nation) and 45 tackles for loss the year before his arrival.

Brown was nominated three times at BC for the Broyles Award (2013-15), given to the top assistant in college football, and collected AFCA 2015 Assistant Coach of the Year accolades for the FBS.

Prior to joining Steve Addazio's staff at BC, Brown served two years as the defensive coordinator and cornerbacks coach at Connecticut. The Huskies defense ranked among the nation's top 25 in five major categories and five defensive players were selected in the NFL Draft, including 2012 first-round selection Kendall Reyes (31st overall), in his two years on the staff.

He spent two years at Maryland (2009-10) in the same role, improving the Terps' defense to top-40 ranks in total defense and scoring defense, top-25 rankings in rushing defense and turnovers gained, and a top-10 ranking in pass efficiency defense.

In his first stop at Massachusetts, Brown was defensive coordinator during a two-year stretch that culminated in an appearance in the 1998 Division I-AA national championship. He returned and was head coach from 2004-08, leading the winningest five-year stretch in school history. The Minutemen tallied a program-best 43-19 record during that span (.694 winning percentage), highlighted by a two-year stretch (2006-07) during which the team went 23-5 overall, with a school-record 12-game win streak capped by a 13-2 record and national championship game appearance in 2006. Brown earned AFCA Region I Coach of the Year honors as a result and collected Atlantic 10 and New England Coach of the Year honors as well.

In the four seasons prior, Brown was head coach at Northeastern during a turnaround effort, taking a team that went 2-9 in 1999 to a 10-3 record in 2002, leading the Huskies to the school's lone NCAA Division I-AA playoff appearance. Brown's tenure culminated in a 27-20 overall record, including an 18-7 record over the last two seasons. That season brought Brown the Atlantic and New England Coach of the Year honors as well as New England Football Writers Coach of the Year recognition.

He spent two seasons as the defensive coordinator at Brown prior to his first stop in Amherst (1996-97). His final year saw the team post its best record in 20 years at 7-3. Brown coached the defense to a school-record 28 interceptions and 36 total takeaways, the second-highest total in program history.

As a head coach, Brown led Plymouth State to two Division III playoff appearances in three seasons (1993-95), collecting AFCA District I Coach of the Year honors in all three years.

He spent time as a defensive coordinator at Dartmouth (1984-86) and Yale (1987-92), where he also served as the interim baseball coach in 1992, leading the team to a 26-10 season and an NCAA Tournament bid. He was an assistant at Mansfield University in Pennsylvania (1983) before that, and he began his coaching career as an assistant at Dartmouth in 1982 after coaching and teaching at Hartford High School in White River Junction, Vermont, in the years earlier.

Brown graduated from Norwich University in 1977 with a bachelor's degree in physical education and later earned his master's degree from Plymouth State in 1996. He was a star running back and four-year letter-winner at NU, from 1973-76 and earned another two varsity letters playing basketball. Brown was elected into the Vermont Military academy's Hall of Fame in 2007, 30 years after his graduation.

Brown graduated from David Prouty High School in Spencer, Mass. He and his wife, Deborah, have four children and 11 grandchildren.

PEP HAMILTON



Pep Hamilton was hired as Michigan's assistant head coach and passing game coordinator on Jan. 12, 2017. He works with the team's quarterbacks on a daily basis.

Hamilton has worked with and developed some excellent college and professional quarterbacks during his coaching career, including Andrew Luck, Kevin Hogan, Alex Smith, Jay Cutler and Michigan alum Brian Griese.

Most recently in 2017, Hamilton helped the offense remain an efficient and balanced attack. Despite starting three different quarterbacks during the season, U-M was efficient in finishing drives, converting 84.1 percent of its red zone chances and 86.2 percent of those chances in Big Ten play. U-M was one of three schools (Maryland, Houston) to earn wins with at least three different starting quarterbacks during the season.

Balanced with a 2,000-yard rushing attack, 19 different players caught at least one pass in Hamilton's first year on staff, with six players scoring receiving touchdowns. Seven athletes received All-Big Ten honors, including four skill position players: running backs Karan Higdon and Chris Evans, and tight ends Zach Gentry and Sean McKeon.

According to Pro Football Focus College, no team in the Big Ten utilized its tight ends better out of the slot than Michigan. Sean McKeon (31 catches, 301 yards, three touchdowns) and Zach Gentry (17 catches, 303 yards, two touchdowns) set new career highs across the board, and were first and fourth on the team in receiving.

Hamilton brought more than 10 years of coaching experience in the National Football League to Ann Arbor, including the past four seasons with the Cleveland Browns (2016) and Indianapolis Colts (2013-15). He was the associate head coach on offense for the Browns in 2016 season and spent three years as the offensive coordinator for the Colts, who were 11-5 his first two seasons, with two AFC South division titles and an appearance in the 2014 AFC Championship Game.

The Colts offense set franchise records for passing yards (4,894) and net yards (6,506) during the 2014 season, with the passing total leading all NFL teams. The team also recorded the second-most points (458) and third-most first downs (371) in team history. During that season, quarterback Andrew Luck led the NFL with 40 passing touchdowns and set a Colts record with eight straight 300-yard passing games. Hamilton's offense also featured two tight ends with eight receiving touchdowns each and had a receiver gain 1,300 yards.

In his first year with the Colts, Hamilton helped Luck trim his interception total in half; 18 as a rookie to nine in 2013. Indianapolis led the NFL and set a franchise record for fewest turnovers (14) and the running game had its highest rushing total (1,743) in seven seasons.

In 2010, Hamilton joined Harbaugh's staff at Stanford as the wide receivers coach. He served as the Cardinal's offensive coordinator and quarterbacks coach during the 2011-12 seasons, working closely with Luck, a two-time Heisman Trophy finalist and Pac-12 Player of the Year. Luck also won the 2011 Maxwell Award as the nation's top player.

Hamilton spent eight seasons in the NFL before teaming with Harbaugh at Stanford. He was the quarterbacks coach with the Chicago Bears for three seasons (2007-09) and was the offensive assistant and quarterbacks coach for the San Francisco 49ers (2006) and New York Jets (2004-06). Hamilton was an offensive quality control coach with the Jets (2003) and started his NFL experience as a pro personnel intern with the Baltimore Ravens during the 2002 season. He also did internships with the Washington Redskins (2001) and Kansas City Chiefs (2000).

He began his coaching career as the quarterbacks coach at his alma mater, Howard University, for five seasons (1997-2001). Hamilton added the role of offensive coordinator to his responsibilities during his final three seasons.

Hamilton earned his bachelor's degree in business from Howard University in 1997. He played quarterback at Howard and earned the school's scholar-athlete award in 1995 and 1996.

ABOUT COACH HAMILTON:

WIFE: Nicole

CHILDREN: April, Jackson and Elizabeth

HOMETOWN: Charlotte, North Carolina

HIGH SCHOOL: West Charlotte (N.C.)

COLLEGE: Howard University, 1997 (B.A., business)

BOWL EXPERIENCE

MICHIGAN: 2018 Outback Bowl

STANFORD: 2011 Orange Bowl, 2012 Fiesta Bowl, 2013 Rose Bowl



COACHING EXPERIENCE

Year	Team	Position
1997-98	Howard University	Quarterbacks Coach
1999-2001	Howard University	Offensive Coordinator/Quarterbacks Coach
2002	Baltimore Ravens	Pro Personnel Intern
2003	New York Jets	Offensive Quality Control
2004-05	New York Jets	Offensive Assistant/Quarterbacks Coach
2006	San Francisco 49ers	Offensive Assistant/Quarterbacks Coach
2007-09	Chicago Bears	Quarterbacks Coach
2010	Stanford University	Wide Receivers
2011-12	Stanford University	Offensive Coordinator/Quarterbacks Coach
2013-15	Indianapolis Colts	Offensive Coordinator
2016	Cleveland Browns	Associate Head Coach - Offense
2017-	University of Michigan	Assistant Head Coach/Passing Game Coordinator

RUNNING BACKS / ASSISTANT SPECIAL TEAMS COACH

JAY HARBAUGH



ABOUT COACH HARBAUGH:

HOMETOWN: San Diego, Calif.
 HIGH SCHOOL: St. Augustine High School
 COLLEGE: Oregon State, 2012
 (B.A. Sociology)
 WIFE: Brhitney

BOWL EXPERIENCE

OREGON STATE: 2008 Sun Bowl, 2009 Las Vegas Bowl
 MICHIGAN: 2016 Citrus Bowl, 2016 Orange Bowl, 2018 Outback Bowl



Jay Harbaugh is in his fourth season with the University of Michigan football program. This is Harbaugh's second season coaching the running backs and fourth season assisting with the special teams. He worked with the tight ends during his first two seasons with the staff. Most recently in 2017, Harbaugh helped lead a ground attack that accomplished several feats not recently met in program history. Three running backs averaged 5.0 yards per carry or better and each ran for over 500 yards, marking the first time since 1991 that three or more backs reached that figure. As a team, Michigan ran for over 2,000 yards for the third straight season under J. Ira and Nicki Harris Family Head Football Coach Jim Harbaugh. Karan Higdon came within six yards of Michigan's first 1,000-yard rushing season since 2011, finishing with 994 yards and 11 touchdowns. Chris Evans had 685 yards on the ground and another 157 yards receiving. Ty Isaac, who was limited to nine games due to injury, had 548 yards rushing with an average of 6.2 yards per carry. Between them, that trio hit several notable accomplishments and accounted for nearly 70 percent of the team's total scoring output (20 of 29 touchdowns; 68.9 percent). Higdon (third team, coaches and media) and Evans (honorable mention, coaches) earned All-Big Ten recognition.

In 2016, tight end Jake Butt became the first-ever Michigan player to be given the John Mackey Award, which recognizes the most outstanding collegiate tight end each season. Butt also earned consensus first team All-America recognition for the second consecutive season, and repeated his Kwalick-Clark Big Ten Tight End of the Year honor from the year before. He became Michigan's all-time leader in receptions (138) and yards (1,646) among tight ends, scoring seven of his 11 career touchdowns under Harbaugh's guidance. As a whole, the tight end unit combined for 63 catches, 667 yards and six touchdowns.

Harbaugh helped coach the special teams to rank second nationally with seven blocked kicks in 2016, not including three tipped kicks or punts and one deflected by an opponent. The unit also forced and recovered a pair of fumbles. U-M led the Big Ten in punt return average, blocked kicks and punts while ranking second in net punting. Jabrill Peppers led the conference in punt return average and punt return touchdowns while Chris Wormley's three blocked kicks were a Big Ten-high.

In 2015, Butt set career highs with 51 receptions totaling 654 yards and three touchdowns, being recognized as a Mackey Award Semifinalist on his way to earning the first of his two first-team All-America and Big Ten Tight End of the Year honors. As a whole, the tight end corps collected 72 passes for 926 yards and three touchdowns.

Prior to arriving in Ann Arbor, Harbaugh spent three seasons in working for the Baltimore Ravens, including the 2014 season as an offensive quality control coach, where his work focused on statistical analysis, self-scouting reports and breakdowns of opposing defenses. In 2014, the Ravens posted a record of 11-7, including a wild card playoff game win on the road at Pittsburgh. The offense averaged 25.6 points per game (eighth in the NFL) and 364.9 yards per game (12th in the NFL). His previous work included working with the video staff and the weight room staff. He was part of the coaching staff that won Super Bowl XLVII under his uncle John Harbaugh.

Harbaugh spent four seasons as an undergraduate assistant at Oregon State under head coach Mike Riley. He performed a number of duties for the Beavers during his time in Corvallis. The Beavers played in two bowls during Harbaugh's tenure (2008-2011), including a win in the 2008 Sun Bowl. He also interned for the San Francisco 49ers in the scouting department during the summer of 2011.


A native of San Diego, California, Harbaugh earned a bachelor's degree in sociology from Oregon State University. Jay Harbaugh is the son of U-M head coach Jim Harbaugh.

COACHING EXPERIENCE

Year	Team	Position
2008-11	Oregon State	Undergraduate Assistant
2012-14	Baltimore Ravens	Offensive Quality Control Coach
2015-16	University of Michigan	Tight Ends/Special Teams Coach
2017-	University of Michigan	Running Backs/Assistant Special Teams Coach

DEFENSIVE LINE COACH

GREG MATTISON

**ABOUT COACH MATTISON:**

HOMETOWN: Madison, Wis.

HIGH SCHOOL: Madison East

COLLEGE: Wisconsin La-Crosse (1971, physical education)

GRADUATE: Illinois (1976, athletic administration)

FAMILY: Wife Ann, daughter Lisa and son Bryan

BOWL EXPERIENCE

FLORIDA: 2006 Outback Bowl, 2007 BCS National Championship Game, 2008 Capital One Citrus Bowl

MICHIGAN: 1993 Rose Bowl, 1994 Hall of Fame Bowl, 1994 Holiday Bowl, 1995 Alamo Bowl, 1997 Outback Bowl, 2012 Sugar Bowl, 2013 Outback Bowl, 2013 Buffalo Wild Wings Bowl, 2016 Citrus Bowl, 2016 Orange Bowl, 2018 Outback Bowl

NOTRE DAME: 1997 Independence Bowl, 1999 Gator Bowl, 2001 Fiesta Bowl, 2004 Insight.com Bowl

TEXAS A&M: 1989 John Hancock Bowl, 1990 Holiday Bowl, 1992 Cotton Bowl



Greg Mattison is in his fourth season as the team's defensive line coach after serving as Michigan's defensive coordinator for four seasons (2011-14). During his time at the collegiate level, Mattison has coached 19 NFL players, including eight players drafted in the first three rounds.

Mattison has coached five players to first or second-team All-Big Ten honors in the past two seasons: Taco Charlton, Rashan Gary, Maurice Hurst, Chase Winovich and Chris Wormley. Hurst also secured consensus All-American honors in 2017, and was the top-graded player at any position in the country by Pro Football Focus College.

Most recently in 2017, Mattison's defensive line served as the engine of Michigan's defense that led the nation in pass defense and third down conversions for the second season in a row. Chase Winovich led the Big Ten with 1.4 tackles for loss per contest. Winovich, Gary and Hurst each surpassed the 60-tackle mark and set several new career-highs. Overall, the Wolverines ranked top-three in the country in five major categories during the 2017 season, and also led the NCAA with a sack rate of 11.64 percent. More than half of opponents' drives ended in three-and-outs, and U-M ranked third nationally tackles for loss (8.5) and seventh in sacks (3.23) per game.

Mattison coached one of college football's most elite units on the nation's top defense, which ranked first or second in the NCAA in seven categories and led the Big Ten in eight categories. Nearly 45 percent of opponents' possessions ended in a three-and-outs and U-M allowed the fewest red zone trips in the nation (28). U-M finished second in tackles for loss per game (9.3) and ranked fourth in tackles for loss per game (3.54), the only school in the country to average more than nine and three in those two categories. Starters Chris Wormley, Taco Charlton, Ryan Glasgow and Matt Godin each set career highs and earned All-Big Ten honors, with first or second-team honors coming for Wormley and Charlton.

From 2011-14, Mattison's defenses ranked among the top 20 nationally in three of the four seasons in total defense, pass defense and scoring defense, turning around a unit that in 2010 ranked 108th nationally in scoring defense, 110th in total defense, 95th in rushing defense and 112th in passing defense.

In his first season back in Ann Arbor, Mattison coordinated a defense that helped U-M to an 11-2 record and a Sugar Bowl victory. The defense ranked sixth nationally in scoring defense and 17th in total defense. Mattison was named a Frank Broyles Assistant Coach of the Year finalist.

Mattison was named the 2013 ESPN RecruitingNation Recruiter of the Year and the next season, the Wolverines listed seventh in total defense, 15th in rushing defense, tied for 20th in passing yards allowed and 28th in scoring defense and tackles for loss.

Mattison completed his third season with the Baltimore Ravens in 2010. He was the team's defensive coordinator for two seasons (2009-10) after joining the staff as the linebackers coach in 2008. The Ravens finished as the No. 3 scoring defense in 2009-10.

Prior to his first foray into the NFL ranks, Mattison was the co-defensive coordinator and defensive line coach for the University of Florida for three seasons (2005-07). His defenses ranked among the top 10 nationally in rushing defense each of his three seasons. Mattison helped the Gators win the 2006 national championship and SEC championship. His defense held Ohio State to 82 yards of total offense in a 41-14 victory in the BCS National Championship game.

Mattison spent eight seasons (1997-2004) at Notre Dame before making the jump to Gainesville. He was hired as the team's defensive coordinator and alternated between coaching the linebackers and defensive line during his first five seasons. Mattison served as the Irish's recruiting coordinator and defensive line coach his final three seasons with the program (2002-04).

During his previous stint in Ann Arbor, Mattison coached the defensive line (1992-96) and was the team's defensive coordinator in his final two seasons (1995-96).

Mattison has gained a wealth of experience during his coaching career. He also held coaching stints at Texas A&M (1989-91), Navy (1987-88), Western Michigan (1982-86), Northwestern (1978-80), Cornell (1977) and Illinois (1976). Mattison was head coach at Logan High School in La Crosse, Wisconsin, for two seasons (1974-75). He began his coaching career as head coach at Riverdale High School in Muscoda, Wisconsin (1971-73).

He earned a bachelor's degree in physical education from Wisconsin-La Crosse in 1971. He was team captain for the football and wrestling teams as a junior and senior. Mattison earned All-America honors in wrestling and was named the Offensive MVP for the football team as a senior.

Mattison and his wife, Ann, have two adult children: Lisa and Bryan. Lisa was a three-time All-Big East selection as a member of the Notre Dame softball team. Bryan was a two-time captain and three-year starter at defensive end for the University of Iowa football team and spent four seasons in the NFL as an offensive lineman.

COACHING EXPERIENCE

Year	Team	Position
1971-73	Riverdale HS (Wis.)	Head Coach
1974-75	Logan HS (Wis.)	Head Coach
1976	Illinois	Graduate Assistant
1977	Cornell	Defensive Line
1978-80	Northwestern	Defensive Line
1982-86	Western Michigan	Defensive Coordinator/Defensive Line
1987-88	Navy	Defensive Line
1989-91	Texas A&M	Defensive Line
1992-94	Michigan	Defensive Line
1995-96	Michigan	Defensive Coordinator/Defensive Line
1997-01	Notre Dame	Defensive Coordinator
2002-04	Notre Dame	Recruiting Coord., Defensive Line
2005-07	Florida	Co-Defensive Coordinator, Defensive Line
2008	Baltimore Ravens	Linebackers
2009-10	Baltimore Ravens	Defensive Coordinator
2011-13	Michigan	Defensive Coordinator/Defensive Line
2014	Michigan	Defensive Coordinator/Linebackers
2015-	Michigan	Defensive Line

WIDE RECEIVERS COACH

JIM McELWAIN



ABOUT COACH McELWAIN:

HOMETOWN: Missoula, Montana
 HIGH SCHOOL: Missoula Sentinel
 COLLEGE: Eastern Washington (1984)
 WIFE: Karen
 CHILDREN: Johanna, Elizabeth and Jerret

BOWL EXPERIENCE

ALABAMA: 2008 Sugar Bowl, 2009 BCS National Championship Game, 2010 Citrus Bowl, 2011 BCS National Championship Game
 COLORADO STATE: 2013 New Mexico Bowl
 FLORIDA: 2016 Citrus Bowl, 2017 Outback Bowl
 FRESNO STATE: 2007 Humanitarian Bowl
 LOUISVILLE: 2000 Liberty Bowl, 2001 Liberty Bowl, 2002 GMAC Bowl
 MICHIGAN STATE: 2003 Alamo Bowl



Jim McElwain joined the Michigan Football staff in February 2018 as the program's wide receivers coach. McElwain brings 33 years of coaching experience to Ann Arbor. He has worked with eight NCAA programs and one NFL team, and has spent the last five-plus seasons as a head coach.

His most recent stop was at the University of Florida, where he was head coach for two-plus seasons from 2015-17. He became one of three coaches to lead his program to the conference title game in his first year, and became the only coach in league history to lead his team there in each of his first two seasons. McElwain compiled a 22-12 overall record at Florida, winning SEC East titles in 2015 and 2016.

In his first season, the Gators improved by a four-game turnaround; the third-biggest one-year leap in the last 32 seasons at UF. He was rewarded by being voted as the 2015 SEC Coach of the Year by his peers and the media.

McElwain's units were aggressive on offense during his time at Florida, especially through the passing game. Six receivers recorded multiple receiving touchdowns in 2015 and 2016, a feat not previously accomplished since 2008.

Florida student-athletes piled up awards with McElwain leading the program. He coached 10 athletes to 29 All-American honors over three seasons. In addition, 22 Gators earned invitations to the NFL Combine with McElwain at the helm (eight in 2016 and in 2017, six in 2018), and the Gators had 15 players drafted during his tenure (seven in 2016; eight in 2017).

Fourteen Gators earned All-SEC Coaches honors, including five first-team honorees. Florida also had multiple Freshman All-SEC honorees in each of his three seasons: two in both 2015 and 2016 and three in 2017. The team had at least one Freshman All-American each season as well.

Prior to taking the job at Florida, McElwain spent three seasons as the head coach at Colorado State University. In his last season, he was named 2014 Mountain West Coach of the Year and the American Football Coaches Association Region 5 Coach of the Year. Those accolades were the culmination of an impressive three-year turnaround at CSU. When McElwain took over in 2012, the Rams had not had back-to-back winning seasons since 2002-03 and the program had suffered through three-win seasons for three consecutive years.

McElwain went 4-8 in his first season, but the Rams won eight games in 2013 -- the program's highest total in 12 years -- and beat Washington State in the New Mexico Bowl. That year, CSU set single-season records for points scored (507) and yards per game (470.8), topping the 500-yard mark of offense eight times and scoring 50 points or better on four occasions, which are also program records. Quarterback Garrett Grayson (3,696 passing yards) and running back Kapri Bibbs (1,742 rushing yards) made the Rams the only FBS team to feature a 3,500-yard passer and 1,500-yard runner.

McElwain's second season at CSU featured arguably the best offense in school history. Grayson was named Mountain West Offensive Player of the Year, throwing for nearly 3,800 yards with 32 touchdowns. He threw 17 touchdowns to Biletnikoff Award finalist Rashard Higgins, whose 149.1 yards receiving per game led the country, while running back Dee Hart rushed for over 1,200 yards and 16 touchdowns. The Rams averaged a school-record 497.8 yards per game.

Prior to his first head coaching job, McElwain spent 2008-11 as the offensive coordinator and quarterbacks coach at Alabama, where he helped lead the program to two BCS National Championships (2009 and 2011). The team went 48-6 overall during his four-year stretch in Tuscaloosa.

The offense committed just 57 turnovers in those four seasons, and McElwain saw two Alabama running backs make the trip to New York City as Heisman Trophy Finalists: Mark Ingram (2009 winner) and Trent Richardson (2011 finalist).

The year before he went to Alabama to be quarterbacks coach and offensive coordinator, McElwain held the same position at Fresno State. He helped the Bulldogs to a 9-4 record and a win over Georgia Tech in the Humanitarian Bowl, upping the team's offensive output and scoring by 80 yards and 10 points per contest.

McElwain spent the 2006 season with the Oakland Raiders as quarterbacks coach after a three-year stint at Michigan State from 2003-05, where he was the assistant head coach, in addition to coaching wide receivers and special teams.

Previously, McElwain had a three-year stint at Louisville, helping the Cardinals earn bowl bids in each of those three years as the wide receivers and special teams coach. He coached four first-team All-Conference USA selections with the Cardinals.

From 1995-99, McElwain was the offensive coordinator, quarterbacks and receivers coach at Montana State. McElwain was at Eastern Washington from 1985-94 in a variety of roles, starting as a graduate assistant and working his way up to quarterbacks and receivers coach. The Eagles made two NCAA Division I-AA playoff appearances (1985 and 1992) and earned a share of the Big Sky Championship in 1992. McElwain coached EWU's all-time leading receiver, Tony Brooks (2,969 career yards), who earned third team AP All-America honors in 1993.

An all-state quarterback at Missoula (Montana) Sentinel High School, McElwain played quarterback at Eastern Washington from 1980-83 and earned his degree in Education from EWU in 1984.

He and his wife, Karen, have three children, Johanna, Elizabeth and Jerret.

COACHING EXPERIENCE

Year	Team	Position
1985-86	Eastern Washington	Graduate Assistant
1987-94	Eastern Washington	Quarterbacks/Wide Receivers
1995-99	Montana State	Offensive Coordinator/Wide Receivers/Special Teams
2000-02	Louisville	Wide Receivers/Special Teams
2003-05	Michigan State	Assistant Head Coach/Wide Receivers/Special Teams
2006	Oakland Raiders	Quarterbacks
2007	Fresno State	Offensive Coordinator/Quarterbacks
2008-11	Alabama	Offensive Coordinator/Quarterbacks
2012-14	Colorado State	Head Coach
2015-17	Florida	Head Coach
2018	Michigan	Wide Receivers

TIGHT ENDS COACH

SHERRONE MOORE

**ABOUT COACH MOORE:**

WIFE: KELLI

HOMETOWN: Derby, Kansas

HIGH SCHOOL: Derby

COLLEGE: Oklahoma (Bachelor's in Communications, 2008); Louisville (Master's in Sports Administration, 2011)

BOWL EXPERIENCE

LOUISVILLE: 2010 Beef'O' Brady's Bowl, 2011 Belk Bowl, 2013 Russell Athletic Bowl, 2013 Sugar Bowl

CENTRAL MICHIGAN: 2014 Bahamas Bowl, 2015 Quick Lane Bowl, 2016 Miami Beach Bowl, 2017 Famous Idaho Potato Bowl

Sherrone Moore as the team's tight end coach. Moore joined the Wolverine staff after spending the past four seasons at Central Michigan.

He was selected and participated in the inaugural 35 Under 35 Coaches Leadership Institute sponsored by the American Football Coaches Association at their January convention.

Moore mentored the Chippewas' tight ends the past four seasons (2014-17) and added the duties of assistant head coach and recruiting coordinator during the 2017 season.

Moore's tight end corps produced at a high level during his time in Mount Pleasant. A tight end trio accounted for 48 catches for 617 yards in 2014, with the group helping a ground game that averaged 155.2 yards per game and saw Thomas Rawls gain more than 1,100 rushing yards.

In 2015, Moore led a group that included second-team All-MAC performer Ben McCord, who caught 39 passes for 612 yards and five touchdowns, and led the team with an average of 15.7-yards per reception. McCord's 612 receiving yards ranked sixth among all FBS tight ends and his 10-catch performance at Syracuse set a school record for a tight end.

Moore's 2016 tight end corps was led by Tyler Conklin. Conklin grabbed 42 passes for 560 yards and six touchdowns. He earned the John Mackey Tight End of the Week Award in September after a two-TD catch performance at Oklahoma State. Conklin also had two game-winning receptions during the season, including one in triple overtime.

In 2017, Conklin and the tight end corps accounted for 547 receiving yards on 40 catches and scored six touchdowns. In seven games of action, Conklin had 28 receptions for 406 yards and five touchdowns, earning third-team All-MAC. He was selected to participate in the Senior Bowl and NFL Scouting Combine.

Moore spent five seasons at Louisville before joining the Central Michigan staff. He worked as a graduate assistant coach for three seasons (2009-11) before spending the final two years as the Cardinals' tight end coach (2012-13). During Moore's two seasons as a full-time assistant coach, Louisville had a 23-3 record with a BCS bowl appearance and a Big East title in 2012. The tight end corps produced a 13-catch improvement during his two seasons, collecting 30 catches in 2012 and 43 receptions in 2013.

During his time as a graduate assistant coach, Moore helped the Cardinals to a pair of bowl appearances and helped develop All-Big East first-team offensive guard Mark Wetterer. Moore also earned his master's degree in sports administration from Louisville.

Moore played two seasons along the offensive line for the University of Oklahoma (2006-07). He played in 14 games at offensive guard and helped the Sooners win two Big 12 Championships and play in two BCS bowl games. Before joining the Sooners, Moore was a two-year starter at Butler County (Kan.) Community College. He was a member of two conference championship teams the posted a 20-3 record. Moore earned second-team all-conference accolades.

Moore earned his bachelor's degree in communications from Oklahoma in 2008.

He and his wife, Kelli, were married in 2015.

COACHING EXPERIENCE

Year	Team	Position
2009-11	Louisville	Graduate Assistant (Offense)
2012-13	Louisville	Tight Ends
2014-16	Central Michigan	Tight Ends
2017	Central Michigan	Assistant Head Coach/Recruiting Coordinator/Tight Ends
2018-	Michigan	Tight Ends



SPECIAL TEAMS COORDINATOR / SAFETIES COACH

CHRIS PARTRIDGE



Chris Partridge is in his third full season as Michigan's special teams coordinator. He is also coaching the team's safeties in 2018 after working with the linebackers for two seasons. Partridge was named National Recruiter of the Year by Scout in 2016 and by 247Sports in 2017.

In 2017, Partridge helped lead a defensive unit that ranked top-three in the NCAA in five categories. He helped Devin Bush earn third-team All-American honors, and Bush, Mike McCray and Khaleke Hudson each earned All-Big Ten accolades.

From a special teams perspective, Partridge coached the nation's No. 1 kickoff coverage unit, yielding just 15.0 yards per return to opponents. Kickoff specialist James Foug drilled 46.4 percent (32-of-69) of his kickoffs for touchbacks.

U-M opponents converted on just 63 percent of field goals, but the Wolverines converted on 79.2 percent of attempts. Field goal kicker Quinn Nordin was named a Lou Groza Award semifinalist and both he and punter Brad Robbins received All-Big Ten honors in their first seasons of action. In addition, fellow rookie Donovan Peoples-Jones returned 40 punts in 2017, second-most in a single season in U-M history. Peoples-Jones was recognized as a freshman All-American as a punt returner by 247 Sports.

In 2016, the U-M defense ranked first or second in the NCAA in seven categories. The Wolverines led the Big Ten in eight defensive categories and all 11 defensive starters earned All-Big Ten accolades.

Eight opponents were held to fewer than 85 yards rushing, and that same number of teams failed to score a rushing touchdown against Michigan. The team surrendered just 53 fourth-quarter points all year. U-M finished second nationally in tackles for loss per game (9.3) and ranked fourth in tackles for loss per game (3.54), the only school in the country to average more than nine and three in those two categories.

Partridge helped Heisman Trophy finalist Jabrill Peppers to a memorable season, centered around his position switch to linebacker. Peppers, the Bo Schembechler Team MVP, was a unanimous first team All-American and won the Lott IMPACT and Paul Hornung Award trophies. He was also a finalist or semifinalist for the Rotary Lombardi, Maxwell, Chuck Bednarik, Bronko Nagurski and Jim Thorpe Awards. Peppers was the first player in Big Ten history to win three individual awards: the Nagurski-Woodson Defensive Player of the Year, the Butkus-Fitzgerald Linebacker of the Year and the Rodgers-Dwight Return Specialist of the Year. He was first team All-Big Ten by the coaches and media. Ben Gedeon and Mike McCray were also All-Big Ten.

In Partridge's first season helping to lead the special teams, Michigan's unit finished second in the NCAA with seven total blocked kicks (four punts, three field goals/points after touchdowns), which led the Big Ten, and that figure does not include three deflected kicks that U-M forced during the season. U-M also led the Big Ten in punt return average, ranking No. 8 in the NCAA with Peppers finishing fifth nationally in individual punt return average. Finally, U-M forced touchbacks on 55.8 percent of kickoff opportunities and converted 15 straight field goal tries to close the season, which stands as the third-longest streak in program history.

Before being elevated to the coaching staff, Partridge had been the Wolverines' director of player personnel in recruiting since joining the staff in January 2015 until Coach Harbaugh appointed him to coach the team's linebackers during the bowl season.

Competing against No. 19 Florida in the Buffalo Wild Wings Citrus Bowl on New Year's Day, Partridge helped the Wolverines to a convincing 41-7 victory. The defense held the Gator attack to just 28 total yards of offense in the second half, including two yards in the third quarter.

Partridge came to Ann Arbor after serving as the head coach at New Jersey's Paramus Catholic High School, a position he held for five seasons (2010-14). While at the helm of the Paladin program, Partridge grew a football program listed 4,250th nationally and 112th in state of New Jersey to the top-ranked team in the state and No. 4 nationally by USA Today. He coached and mentored more than 30 Division I football players as well as various All-America players.

Prior to his stint at Paramus, Partridge served as the defensive line coach and assistant to the special teams at The Citadel in Charleston, South Carolina.

Partridge coached at his alma mater, Lafayette College, in Easton, Pennsylvania, as the secondary coach and assistant to the special teams coordinator.

Partridge earned his bachelor's degree in government and law from Lafayette College in 2003. He lives with his wife, Marissa, and daughter, Mia, in Ann Arbor.

ABOUT COACH PARTRIDGE:

WIFE: Marissa Danielle
 CHILDREN: Mia
 HOMETOWN: Hackensack, New Jersey
 HIGH SCHOOL: Paramus Catholic
 COLLEGE: Lafayette, 2003 (Bachelor's in Government and Law)

BOWL EXPERIENCE

MICHIGAN: 2016 Citrus Bowl, 2016 Capital One Orange Bowl, 2018 Outback Bowl



COACHING EXPERIENCE

Year	Team	Position
2005-06	Lafayette	Secondary/Asst. Special Teams Coach
2007	The Citadel	Defensive Line/Asst. Special Teams Coach
2010-14	Paramus Catholic HS	Head Coach
2015	Michigan	Director of Player Personnel
2016 -	Michigan	Special Teams Coordinator/Linebackers

OFFENSIVE LINE COACH

ED WARINNER



ABOUT COACH WARINNER:

WIFE: Mary Beth
 CHILDREN: Daughters, Madisyn and Merideth;
 Son, Edward
 HOMETOWN: Strasburg, Ohio
 HIGH SCHOOL: Franklin High School
 COLLEGE: Mount Union, 1984 (bachelor's in
 secondary education); Akron, 1985 (master's
 in sports management)

BOWL EXPERIENCE

OHIO STATE: 2014 Orange Bowl, 2015 Sugar Bowl,
 2015 CFP National Championship Game,
 2016 Fiesta Bowl, 2016 Fiesta Bowl
 NOTRE DAME: 2010 Sun Bowl, 2011 Champs
 Sports Bowl
 KANSAS: 2003 Tangerine Bowl, 2005 Fort Worth
 Bowl, 2008 Insight Bowl, 2008 Orange Bowl
 AIR FORCE: 2000 Silicon Valley Classic Bowl, 2002
 San Francisco Bowl
 ARMY: 1988 Sun Bowl, 1996 Independence Bowl
 MICHIGAN STATE: 1985 All-American Bowl



Warinner brings to Ann Arbor more than 30 years of college coaching experience, including the last 20 seasons working on the offensive side of the ball. He has worked especially closely with the offensive line, spending 16 of his last 20 seasons mentoring that position group.

Warinner spent the 2017 season as the offensive line coach and run game coordinator at the University of Minnesota, where he worked with a rushing attack that saw five backs combine for 2,153 yards, led by Rodney Smith's 977. Three of the backs averaged better than 4.5 yards per carry and more than 60 percent of the team's first downs came on the ground.

Prior to his season with the Golden Gophers, Warinner coached five years at Ohio State (2012-16). His first two seasons were spent as offensive line coach and co-offensive coordinator before he was elevated to offensive coordinator in 2015. Warinner was part of the Buckeye staffs that led the team to the 2014 national championship and 2015 Fiesta Bowl.

Warinner helped the Ohio State offense set single-season program records in 11 categories during his tenure. Several of the single-season marks also rank as Big Ten records, and several others rank second or third-best all-time at OSU.

Warinner's offensive lines at Ohio State, which sent numerous player to the NFL, helped the Buckeyes consistently have one of the most potent rushing attacks in the nation.

Before working in Columbus, Warinner spent two seasons at Notre Dame as the offensive line coach (2010) and offensive line coach/run game coordinator (2011), helping the team reach the Hyundai Sun Bowl in his first season and the Champs Sports Bowl in his second year.

Warinner held multiple titles in two separate stints at Kansas (2003-04 and 2007-09), including offensive coordinator in his final three seasons and associate head coach in 2009. He helped lead three record-setting offensive units, including the 2007 squad that averaged 479.8 yards and 42.8 points per game en route to a 12-1 record and a FedEx Orange Bowl victory over Virginia Tech. The program posted three of its seven top-scoring seasons in school history, and the No. 1 season in terms of points per game (2007) and passing yards per game (310.3, 2009).

Warinner had a pair of earlier Big Ten stints when he spent two seasons as the offensive line coach and run game coordinator at Illinois (2005-06) and two seasons as a linebackers and secondary coach at Michigan State (1985-86).

Before coaching at Illinois, Warinner spent three seasons at Air Force (2000-02) as the offensive line coach, and helped the Falcons lead the nation in rushing his final season with the program, averaging 307.8 yards per game.

Warinner got his coaching start at Akron in 1984, working with the running backs before accepting the position in East Lansing. His longest coaching stint was at Army, where he spent 13 seasons (1987-99), coaching three different position groups – defensive line, offensive line and quarterbacks – and serving as offensive coordinator during his final two years.

Warinner was a finalist for the American Football Coaches Association's National Assistant Coach of the Year award following the 2009 season at Kansas. He has been recognized by FootballScoop as the offensive line coach of the year on two occasions (2012, 2014). He is the first coach to earn that honor twice as an offensive line coach and joined Mark Helfrich, Kliff Kingsbury and Philip Montgomery as the only four coaches to earn positional coach honors of the year twice. He was also named a finalist in 2011.

His accolades include being named one of the Top 20 'hottest assistant coaches' by Rivals.com in 2012 and one of the Top 25 recruiters by the same site in 2014.

Warinner attended Franklin High School in Strasburg, Ohio, and went on to earn varsity letters in football and baseball at Mount Union (1979-83). He earned his bachelor's degree in secondary education in 1984 and earned a master's in sports management in 2005 from Akron.

Warinner and his wife, Mary Beth, have three children: daughters Madisyn and Merideth, and a son, Edward.

COACHING EXPERIENCE

Year	Team	Position
1984	Akron	Running Backs
1985-86	Michigan State	Linebackers / Secondary
1987	Army	Centers / Guards
1988-90	Army	Executive Asst. / Recruiting
1991	Army	Defensive Line
1992-97	Army	Offensive Line
1998-99	Army	Offensive Coordinator / Quarterbacks
2000-02	Air Force	Offensive Line
2003	Kansas	Offensive Line
2004	Kansas	Offensive Line / Run Game Coordinator
2005-06	Illinois	Offensive Line / Run Game Coordinator
2007-08	Kansas	Offensive Coordinator / Quarterbacks
2009	Kansas	Associate Head Coach / Offensive Coordinator / Quarterbacks
2010	Notre Dame	Offensive Line
2011	Notre Dame	Offensive Line / Run Game Coordinator
2012-14	Ohio State	Co-Offensive Coordinator / Offensive Line
2015	Ohio State	Offensive Coordinator / Offensive Line
2016	Ohio State	Offensive Coordinator / Tight Ends
2017	Minnesota	Offensive Line / Run Game Coordinator
2018	Michigan	Offensive Line

LINEBACKERS / SPECIAL TEAMS ASSISTANT

AL WASHINGTON



ABOUT COACH WASHINGTON:

WIFE: Melissa
 CHILD: Michael
 HOMETOWN: Columbus, Ohio
 HIGH SCHOOL: Watterson
 COLLEGE: Boston College (Sociology, 2006)

BOWL EXPERIENCE

BOSTON COLLEGE: 2013 Independence Bowl, 2014 Pinstripe Bowl, 2016 Quick Lane Bowl
 NORTH CAROLINA STATE: 2008 PapaJohns.com Bowl



Al Washington is in his first season as the team's linebackers coach and special teams assistant. Washington also work with the specialized package players in Don Brown's defensive system.

Washington, who has experience coaching on both sides of the ball and on special teams, comes to Ann Arbor after spending the 2017 season as the defensive line coach at the University of Cincinnati.

Prior to his one-year stint at Cincinnati, Washington coached at his alma mater, Boston College, for five seasons where he worked with then defensive coordinator Don Brown. He began his tenure as the assistant special teams coach and assistant defensive line coach during the 2012 season.

Washington coached the running backs for three seasons (2013-15) before taking over as the program's special teams coordinator and defensive line coach during the 2016 season, his final year at Boston College.

The Eagles' special teams unit ranked 12th in the nation and third in the ACC in punt returns (12.35 avg.), third in the ACC in kickoff return defense (18.44 avg.) and sixth in the league in kickoff returns (22.77 avg.). Return man Tyler Rouse, in his first year returning punts, finished seventh in the FBS rankings and third in the ACC, averaging 13.04 yards per run back.

BC was one of the nation's top defenses in 2016, ranking ninth nationally and second in the ACC in total defense. The Eagles listed among college football's best units, ranking second in sacks, sixth in tackles for loss and seventh in rushing defense. Washington coached defensive end Harold Landry, an All-American and Ted Hendricks Trophy finalist, who led the nation in sacks and forced fumbles.

Washington mentored 2013 Heisman Trophy finalist and the Atlantic Coast Conference's first Doak Walker Award recipient in running back Andre Williams, who became the 16th player in FBS history to rush for 2,000 yards during the regular season.

During his time working with the running backs, the Eagles attack improved each season. BC averaged 212.5 yards per game in 2013 and improved to 254.7 yards per contest in 2014. The team's 3,311 rushing yards in 2014 broke the school's season rushing record. He helped the program advance to the 2013 AdvoCare v100 Independence Bowl and the 2014 New Era Pinstripe Bowl both of those seasons.

Washington came to BC after coaching the linebackers at Elon University during the 2011 season. While at Elon, he coached All-American and All-SoCon selection Joshua Jones as well as freshman All-America Jonathan Spain.

He spent two seasons as defensive line coach at Slippery Rock University (2009-10), working with All-PSAC Conference defensive ends Pat Marsilio and Jeff Thompson. Washington was a defensive graduate assistant coach at North Carolina State (2008) and began his coaching career as defensive line coach at Division III Rensselaer Polytechnic Institution (RPI) during the 2007 season. He helped RPI to an 8-2 record, a Liberty League championship and berth in the NCAA Division III playoffs.

As a collegiate player, Washington was a three-year starter and four-year letterman at defensive tackle for the Boston College Eagles (2002-05). He received the team's Paul Cavanaugh Award in 2006, given to the player whose on and off field accomplishments speaks volumes about his commitment, outlook, volunteer work, ethics and work in the community and on the team. Washington also earned the Eagles' Leadership Award in 2005.

A Columbus, Ohio, native, Washington earned his bachelor's degree in sociology from Boston College in 2006. He signed the CFL's Saskatchewan Roughriders and played one season for the Roughriders and Hamilton Tiger-Cats.

COACHING EXPERIENCE

Year	Team	Position
2007	RPI	Defensive Line
2008	North Carolina State	Graduate Assistant (Defense)
2009-10	Slippery Rock University	Defensive Line
2011	Elon University	Linebackers
2012	Boston College	Asst. Special Teams/Asst. Defensive Line
2013-15	Boston College	Running Backs
2016	Boston College	Special Teams Coordinator/Defensive Line
2017	Cincinnati	Defensive Line
2018	Michigan	Linebackers/Specialized Package Players

CORNERBACKS COACH

MIKE ZORDICH



ABOUT COACH ZORDICH:

WIFE: Cynthia
 CHILDREN: Michael, Alex and Aidan
 HOMETOWN: Youngstown, Ohio
 HIGH SCHOOL: Chaney High School
 COLLEGE: Penn State (B.A. hotel, restaurant and institutional management)

BOWL EXPERIENCE

MICHIGAN: 2016 Citrus Bowl, 2016 Capital One Orange Bowl, 2018 Outback Bowl



Michael Zordich is in his fourth season as the cornerbacks coach.

In both 2016 and 2017, the U-M defense led the nation in pass defense and third down conversions allowed. Teams passed for fewer than 1,750 yards in both seasons, making Michigan the first team since the 2004-05 Alabama squads to hold teams below that figure in consecutive years. As a result, all four starting defensive backs have earned All-Big Ten recognition in both seasons.

According to Pro Football Focus College, cornerbacks David Long (17.6) and Lavert Hill (38.4) posted the No. 1 and No. 4 passer ratings against in the country in 2017. Of the 17 turnovers the U-M defense generated, 10 were via interception, and two of the four interceptions made by Michigan secondary players were returned for touchdowns.

In 2017, the U-M defense ranked top-three nationally in five different categories. On average, the Wolverines forced opposing offenses into three-and-outs more than half of the time (51.2 percent; 6.38 per game), and the unit yielded just 4.32 net yards per pass attempt, best in the country. Within the conference, Michigan led the Big Ten in five statistical categories and ranked top-three in three other categories.

Zordich worked with cornerback Jourdan Lewis, a first team All-American in 2015 and 2016, and helped him set a new single-season school record pass breakup record (22 in 2015) as well as the career breakup record (45). Lewis was a Jim Thorpe Award finalist in 2016 and collected the Tatum-Woodson Defensive Back of the Year award from the Big Ten Conference. Lewis finished the season with 74 receiving yards allowed on 31 targets, yielding 0.36 yards per snap in coverage. Cornerbacks Jeremy Clark and Channing Stribling also found success under Zordich, combining for nine interceptions in 2015 and 2016, while Stribling earned second-team All-Big Ten honors and finished his senior season with 17 pass breakups, the No. 4 single-season performance all-time at U-M.

The secondary defended 65 passes in 2015 including a season-high 10 passes against Michigan State and six in road games at Maryland and Penn State, and improved that figure to 68 in 2016. Clark led the team with three interceptions, followed by Lewis, Stribling and Jarrod Wilson with two picks each. The 2015 defense pitched a shutout in three consecutive games for the first time since the 1980 season (BYU, Maryland and Northwestern); Michigan became the first FBS school to accomplish the feat since Kansas State shut out three straight opponents in 1995.

Before joining the Wolverines' staff, Zordich was the co-special teams coordinator and safeties coach for Youngstown State University in 2014.

Zordich spent four seasons working with the defense for the Philadelphia Eagles (2009-12) prior to joining the college coaching ranks at YSU. He was the safeties coach during the 2011 and 2012 seasons after working as a quality control coach on defense in 2009 and 2010.

A Youngstown, Ohio, native, Zordich worked with the safeties at Youngstown State in the spring of 2009 before accepting a position with the Eagles. He also coached on the high school level as an assistant at Chaney High School and Cardinal Mooney High School in Youngstown.

A 12-year NFL veteran, Zordich played five seasons each with the Philadelphia Eagles (1994-98) and Arizona Cardinals (1989-93) and two seasons with the New York Jets (1987-88). He retired from the NFL following the 1998 season, having posted 125 starts in 185 games. Zordich collected nearly 600 tackles, 20 interceptions and scored four defensive touchdowns. He returned three picks for scores and returned one fumble for a touchdown. Zordich also collected six sacks, forced six fumbles and recovered 11 fumbles during his career. He was drafted in the ninth round of the 1986 draft by the San Diego Chargers.

Zordich was an All-America safety and team captain for Penn State. He posted 60 tackles and had an interception return for a TD against Maryland during his All-America season in 1985. For his career, Zordich posted 201 career tackles. He graduated from Penn State with a bachelor's degree in hotel, restaurant and institutional management in 1986.

Zordich and his wife, Cynthia, have two sons, Michael and Alex, and a daughter, Aidan.

COACHING EXPERIENCE

Year	Team	Position
2009	Youngstown State	Safeties
2009-10	Philadelphia Eagles	Defensive Quality Control
2011-12	Philadelphia Eagles	Safeties
2013-14	Youngstown State	Safeties/Co-Special Teams Coordinator
2015-	Michigan	Cornerbacks

DEFENSIVE GRADUATE ASSISTANT

JORDAN KOVACS

Jordan Kovacs is in his second year working with the Michigan Football program. Kovacs is a defensive graduate assistant coach working with the defensive line after assisting the team as an intern with the defense and special teams in 2017.

A former safety for the Wolverines, Kovacs played parts of three seasons in the NFL after going undrafted during the 2013 NFL Draft. He signed with the Miami Dolphins and played games in the 2013 through 2015 seasons with the organization. During that time, Kovacs was also on the Philadelphia Eagles practice squad for

part of the 2014 season. He worked with the Kansas City Chiefs and Los Angeles Rams during the fall of 2016 before being released during final roster cuts.

A walk-on at Michigan, Kovacs rose through the roster to become a two-year starter at safety and earn the Bo Schembechler Most Valuable Player Award in 2012. He earned second-team All-Big Ten accolades as a senior and was a finalist for the Burlsworth Trophy, presented annually to the nation's top collegiate walk-on player. A two-time All-Big Ten honorable mention selection in 2010 and 2011, Kovacs earned CollegeFootballNews.com Freshman All-America honors in 2009.

A two-time Academic All-Big Ten performer, Kovacs earned a degree in movement science from the School of Kinesiology in 2012. He was a three-sport star at Clay High School in Curtice, Ohio, excelling in football, basketball and track.

Kovacs and his wife, Kat, reside in Ann Arbor.

OFFENSIVE GRADUATE ASSISTANT

PATRICK KUGLER

Patrick Kugler went from the field last season to a member of the Michigan coaching staff as an offensive graduate assistant coach. He is working with the offensive line alongside coach Ed Warinner.

Kugler was a three-year letterman along the offensive line for the Wolverines, starting 14 games and seeing action in 23 contests. Kugler started all 13 games at center in 2017, earning All-Big Ten honorable mention accolades.

Kugler earned his degree in general studies from the College of Literature, Science and the Arts in 2017. Originally from

Pittsburgh, he played in the Under Armour All-American Game as a senior after leading North Allegheny High School to its second state championship during his prep career.

He is the son of current Denver Broncos offensive line coach, Sean Kugler, the former UTEP head coach and Pittsburgh Steelers offensive line coach. Kugler's brother Robert is an offensive graduate assistant coach at Washington.

DEFENSIVE GRADUATE ASSISTANT

JAMES ROSS

Former Wolverine linebacker James Ross is in his first year working with the coaching staff at Michigan. Ross is a defensive graduate assistant coach assisting Don Brown with the linebackers.

Ross was a volunteer coach at Detroit's Loyola High School in 2017. He went to camp with the San Diego Chargers in 2016 before being released at the end during the final cuts.

A four-year letterman, Ross played in 50 career games from 2012 to 2015, starting 20 contests at linebacker. He started three games at linebacker as a senior, tallying 35

tackles and one sack, and finished his career with 188 tackles, 16.5 tackles for loss and three sacks. Ross was named to the All-Big Ten Freshman Team in 2012 and was the team's second-leading tackler with 85 stops in 2013.

He graduated in 2016 with a degree in Afro-American and African studies from the College of Literature, Science and the Arts. Ross played in the U.S. Army All-American Game as a senior at Orchard Lake St. Mary's High School.

Ross and his fiancé, Omnielle Jordan, got engaged at the Palace of Versailles during the football team's trip to France. He is the older brother of Michigan sophomore linebacker Josh Ross.

OFFENSIVE GRADUATE ASSISTANT

ROY ROUNDTREE

Roy Roundtree joined the Michigan Football staff as an offensive graduate assistant in February 2018. Roundtree works with coach Jim McElwain with the team's wide receivers.

Prior to joining the U-M coaching staff, Roundtree was the receivers coach at Indiana State under former Wolverine football player and assistant coach, Curt Mallory, during the 2017 season. He was the wide receivers coach and recruiting coordinator at Limestone College (2016) and receivers coach at Colorado State-Pueblo (2015).

He signed as an undrafted free agent with the Cincinnati Bengals in 2013 but was released during the final cuts of camp. He graduated with a general studies degree from the College of Literature, Science and the Arts in 2012.

A Michigan receiver from 2008-12, Roundtree finished his career with 154 receptions for 2,304 receiving yards and 15 touchdowns. One of his many highlight reel receptions came in the very first night game played at Michigan Stadium, a game-winning 16-yard touchdown catch from Denard Robinson with two seconds remaining in a 35-31 win against Notre Dame. He set a then Michigan record with nine receptions for 246 yards against Illinois in 2010. Roundtree led the team in receiving during the 2009 and 2010 seasons and earned All-Big Ten second team honors in 2010.

A native of Trotwood, Ohio, Roundtree graduated from Trotwood-Madison High School. He was the 2007 Ohio Division II Offensive Player of the Year.

Roundtree and his fiancé, Shauna Smith, reside in Ann Arbor.

MICHIGAN FOOTBALL

ANALYSTS



BRANDON BLANEY
Offensive Analyst



TYLER BROWN
Special Teams Analyst



DEVIN BUSH
Defensive Analyst



TANNER ENGSTRAND
Offensive Analyst



KEVIN LEMPA
Senior Defensive Analyst



BEN MCDANIELS
Offensive Analyst



RON PRINCE
Offensive Analyst



ELIJAH SANDWEISS
Defensive Analyst

MICHIGAN FOOTBALL

INTERNS



CHAD ANTONELLI
Football Intern



DAN BLESKE
Football Intern



ALLEN GANT
Football Intern



MIKE MCGRAY
Football Intern



ALFONSO SMITH
Football Intern

MICHIGAN FOOTBALL

ADMINISTRATION



JON FALK
Assistant to the Head Coach



TOM GAMBLE
Senior Advisor to the Head Coach/Player Personnel



JACK HARBAUGH
Senior Advisor to the Head Coach



DEANNA MCDANIEL
Executive Assistant to the Head Coach

DIRECTOR OF FOOTBALL OPERATIONS

MARK TAURISANI



Mark Taurisani was hired as the Director of Operations for Michigan Football on February 4, 2018. Taurisani comes to Ann Arbor after having spent five seasons at the University of Arkansas, where he worked as Director of Football Operations, including the last four as Assistant Athletic Director.

In this role, Taurisani was responsible for the daily logistics of the football program, including team travel, budget, personnel, staffing, day-to-day operations and bowl game travel. He also served on the athletic department's senior and executive staffs and functioned

as the football program's liaison to university administration.

Prior to working at Arkansas, Taurisani spent seven seasons at the

University of Wisconsin, including the final four as Director of Football Operations. He was promoted to that position after having been football operations coordinator in 2008-09, following two seasons as an operations assistant in 2006-07.

At Wisconsin, Taurisani was part of three Big Ten Championship-winning teams and seven bowl trips, including the 2010, 2011 and 2012 Rose Bowls. He has coordinated 10 bowl trips throughout his career, and has served as a member of the Rose Bowl Advisory Committee since 2010.

Taurisani is a native of Utica, New York. He graduated from State University of New York at Fredonia in 2003 with a bachelor's degree in sociology and a minor in sports and exercise, earning first team all-conference honors as captain of the baseball team. He spent the summer of 2005 as a training camp assistant with the Seattle Seahawks and earned a master's degree in sport administration from Louisville in 2005.

Taurisani and his wife Tara reside in Ann Arbor. They will be expecting their first child in September, 2018.

OPERATIONS STAFF



SCOTT GOLDSCHMIDT
Assistant Director of Internal Football Operations



MICHELLE GUIDRY-PAN
Schembechler Hall Administrative Assistant



KELLY KING
Operations Administrative Manager



DAVE PICHE
Administrative Assistant



JIM PLOCKI
Performance Operations Manager

DIRECTOR OF STRENGTH & CONDITIONING

BEN HERBERT



COACHING EXPERIENCE

Year	Team	Position
2002	University of Wisconsin	Strength and Conditioning Intern
2003-08	University of Wisconsin	Assistant Director of Strength and Conditioning
2009-12	University of Wisconsin	Director of Strength and Conditioning
2013-17	University of Arkansas	Director of Strength and Conditioning
2018-	University of Michigan	Director of Strength and Conditioning

Ben Herbert was announced as the Director of Strength and Conditioning for the Michigan football program on January 4, 2018, and is in his first season working with the program. Herbert joins the Michigan staff after a five-year tenure at the University of Arkansas (2013-17).

During his career as a strength coach, Herbert has worked with 71 NFL Draft picks, including eight first-round selections. He coached two Heisman Trophy finalists, two Outland Trophy winners, two Doak Walker Award winners, 49 first-team All-Big Ten selections, four first-team All-SEC honorees and 30 All-Americans. He also won five Big Ten Conference titles and participated in five Rose Bowl games as both a player and coach.

Herbert developed 17 Razorbacks who were selected in the NFL Draft and worked with two first-team All-Americans and 14 All-SEC honorees. He was integral in the development of 2015 John Mackey Award winner Hunter Henry as the nation's top tight end and offensive lineman Sebastian Tretola, who was recipient of the 2015 Jacobs Blocking Trophy which is presented to the SEC's best blocker.

Herbert spent 11 seasons working with the strength and conditioning staff at Wisconsin, where he was involved in all aspects of sports performance for the football team. He was the football program's head strength and conditioning coach the final four seasons (2009-12) after serving as an assistant coach for six seasons (2003-08). Herbert began his career as an intern during the 2002 season.

During his tenure with the Badgers' strength staff, Herbert helped develop 41 NFL draft picks, including six first-round choices. Wisconsin also produced five national individual award winners, 28 All-America selections and 49 All-Big Ten first-team selections.

A Big Ten alum, Herbert was a four-year letterman and two-time Rose Bowl Champion at Wisconsin. He played along the defensive line for the

Badgers, and currently holds the school record for most tackles for loss and sacks in a bowl game.

Herbert participated in 14 bowl games during his 15 years as a staff member and student-athlete at Wisconsin. He helped the Badgers claim three straight Big Ten Championships (2010-12) and appeared in three straight Rose Bowls for the first time since Michigan accomplished the feat during 1976-78 seasons.

A native of Pittsburgh, Pennsylvania, Herbert received his bachelor's degree from Wisconsin in 2002. He is a certified member of the National Strength and Conditioning Association (NSCA) and the Collegiate Strength and Conditioning Coaches association (CSCCa). In 2015, Herbert earned the profession's highest honor when he was named Master Strength and Conditioning Coach (MSCC) by the CSCCa, becoming the youngest coach (35 years old) to earn the honor.

THE HERBERT FILE

- Birthday:** Nov. 30, 1979
- Hometown:** Pittsburgh, Pennsylvania
- High School:** West Allegheny
- College:** Wisconsin (History, 2002)
- Wife:** Kelly
- Children:** Charlie and Thomas

STRENGTH AND NUTRITION STAFF



TENARIUS WRIGHT
Associate Director of Strength and Conditioning



SEAN LOCKWOOD
Assistant Strength Coach



KIERO SMALL
Assistant Strength Coach



JUSTIN TRESS
Assistant Strength Coach



ABIGAIL O'CONNOR
Director of Football Performance Nutrition

SENIOR FOOTBALL ATHLETIC TRAINER

DAVE GRANITO

David Granito is in his third season as the Head Athletic Trainer for Michigan Football. Granito serves as the primary medical contact for the football program and works to deliver comprehensive health care and lifetime wellness services for the football program.

Since 2003, Granito has served as an assistant athletic trainer with the New England Patriots, where he provided the highest level of integrated sports medicine to all members of the team, staff and football community. He was an associate athletic trainer for the Patriots organization for one season (2002-03)

before moving into the role he held for the final 14 years.

Granito spent the 2001-02 season as an associate athletic trainer with the New York Giants and served as a graduate assistant athletic trainer at West Virginia University for three years (1999-2001).

He is a member of the Professional Football Athletic Trainers Society and the National Athletic Trainers Association.

Granito earned his master's degree in athletic training from WVU in 2001 and received his bachelor's degree in physical education from Kean College in 1999.

Granito and his wife, Melissa Meszaros, reside in Canton.

**MEDICAL STAFF**

PHIL JOHNSON
Football Athletic Trainer



PIERRE NESBIT
Football Athletic Trainer



JASON WILLIAMS
Football Athletic Trainer



COLE GREENSPAN
Football Graduate Assistant
Athletic Trainer



DIRECTOR OF EQUIPMENT AND INTERNAL OPERATIONS

GARY HAZELITT



Gary Hazelitt is his third season as the Director of Equipment Operations for Michigan Athletics.

Hazelitt oversees the equipment operations for the athletic department with his primary duties centering on the day-to-day administration of the football program.

Hazelitt came to Ann Arbor after spending 16 years as the head equipment manager at Stanford University, where he managed the purchasing, fitting, maintenance and distribution of equipment for the entire Stanford athletic department, with a primary focus

on the football program.

Hazelitt was the head equipment manager at San Jose State (1990-99) and an assistant equipment manager at Cal State Fullerton (1983-89) prior to his appointment at Stanford.

He is a certified member of the Athletic Equipment Manager's Association (AEMA). Hazelitt earned his degree from Cal State Fullerton in 1984.

Hazelitt and his wife, LuAnn, reside in Ann Arbor. They have two daughters, Bethany and Abby.



EQUIPMENT MANAGERS



SONNY ANDERSON
Assistant Equipment Manager



KARL FARAON
Equipment Room Assistant

ASSOCIATE ATHLETIC DIRECTOR FOR FOOTBALL

SEAN MAGEE



Sean Magee is in his second season with the program after spending the previous five seasons at the U.S. Naval Academy. In his current role with the Wolverines, Magee provides oversight and direction for the football program in all off-field areas including the management of the player personnel department, football operations and the administration of the budget for all football related activity. He additionally serves as the program's NFL liaison.

During his time at Navy, Magee served as the Director of Player Personnel, responsible for helping to shape

and manage the roster during the winningest five-year stretch of program history. In his role, Magee assisted in the management of all administrative functions of the program while also developing and implementing the strategic planning, marketing and scouting process for recruiting prospective student-athletes.

Magee graduated from the U.S. Naval Academy in 2004 with a Bachelor of Science degree in economics. He later earned a master's degree in business administration from the College of William & Mary's Mason School of Business in 2012. As a player at Navy from 2000 to 2003, Magee was a member of the offensive line that led the nation in rushing during the 2003 season. In addition, Magee helped lead the Midshipmen to regain the Commander in Chief's Trophy for the first time since 1981 and was a member of the program's first bowl game team since the 1996 season.

After graduating from the Academy, Magee served as a Division Officer onboard the USS Juneau in Sasebo, Japan, where he was deployed to the Arabian Gulf in support of Operation Iraqi Freedom. Following that tour of duty, Magee served as a manpower/personnel analyst on the Commander, Naval Surface Forces staff in Coronado, California.

He transferred to the Navy's Human Resources community in 2007 and assumed Department Head responsibilities at Navy Recruiting District Ohio. As part of the nation's largest recruiting district, Magee was responsible for directing all enlisted and NROTC recruiting efforts in the states of Ohio, Kentucky and West Virginia.

Magee and his wife, Sarah, have a son, Miles, a daughter, Stella, and twin sons, Brooks and Colt.

DIRECTOR OF RECRUITING

MATT DUDEK



Matt Dudek joined the University of Michigan staff as the program's Director of Recruiting in July 2017. Dudek came to Ann Arbor after five seasons at the University of Arizona, where he served as the on-campus Recruiting Coordinator and Director of Player Personnel (2011-2015) before being elevated to the position of General Manager and Director of Player Personnel in his last year with the Wildcats (2016). He was the first individual to hold the General Manager title in college football history.

Dudek coordinated recruiting efforts and assisted the coaching staff with roster management, including the processing of walk-on and transfer student-athletes, while at Arizona. He also served as the program's NFL Liaison, and worked closely in an operations capacity with Arizona's marketing and compliance offices as a representative of the football program. In his earlier position with the Wildcats, Dudek focused largely around the operational aspects of on-campus recruiting in addition to his player personnel duties.

Between his time in Tucson and at his tenure at the University of Pittsburgh, Dudek helped assemble five top-25 ESPN-ranked recruiting classes on National Signing Day, including the No. 23-ranked class in 2014 at Arizona. He was later recognized by FootballScoop.com as a finalist for

the 2014 Director of Player Personnel of the Year.

Prior to joining the staff at Arizona, Dudek was Director of Football Branding and Events at Rutgers University for the 2011 season. He previously held a number of different positions at his alma mater, Pittsburgh, beginning as an academic counselor with football, women's tennis and the gymnastics teams, where he also served in the role of Disability Resource Services Liaison and as the Continuing Eligibility Certification representative. He was also a video graduate assistant for the Panthers for two years before joining the staff as the Assistant Director of Football Operations and Recruiting Coordinator.

Dudek also works with U.S.A. Football in the capacity of Regional Evaluator and Program Advocate, a role he has held since 2013.

Dudek graduated from the University of Pittsburgh in 2003 and earned his Master's in Education in Instruction and Learning in 2008, graduating summa cum laude. One year earlier, he had earned his Pennsylvania Instructional Certification in Secondary Social Studies Education. A native of McKeesport, Pennsylvania, Dudek is a graduate of South Allegheny High School.

Dudek and his wife, Lindsay, have three daughters: Abby and twins, Giuliana and Camella.

PERSONNEL AND RECRUITING



AL ADES
Analytics Coordinator



CONNOR ANDERSON
Assistant Recruiting Coordinator



AARON BILLS
Graphic Designer



CHRIS BRYANT
Director of High School Relations



TONY JONES
Recruiting Operations Coordinator



TY ROGERS
Multimedia Coordinator



JOE SCHWARTZMILLER
Assistant Recruiting Coordinator



BRENT BATTLE
Recruiting Assistant



JERRET McELWAIN
Recruiting Assistant



VIDEO COORDINATOR

PHIL BROMLEY

Phil Bromley is in his 29th season as the video coordinator for the Michigan football program.

A four-year letterman (1981-84) as a center at the University of Florida, Bromley started all four seasons for the Gators, earning freshman and sophomore All-America honors in 1981 and 1982, and All-Southeastern Conference honors in 1983 and 1984. He was a second-team All-America selection as a senior.

Bromley earned his bachelor of science degree in psychology from the University of Florida in 1985 and his master's in education from Florida in

1988. He served as a graduate assistant at Florida in 1986-87 and joined the Michigan football staff as a graduate assistant for two seasons (1988-89). Bromley was a volunteer coach for the Wolverines for the spring of 1990 and took over the video coordinator's position prior to the start of

the 1990 season.

Bromley and his wife, the former Jill Brumbaum of Plantation, Fla., reside in Saline with their sons, Tripp and Alex, and daughter, Christina.

**KEVIN UNDEEN**

Video Assistant

MICHIGAN FOOTBALL

SCHEMBECHLER HALL**KRIS BARNES**
Director of Facilities**PAUL BUNTIN**
Facilities**JEFF PIPKINS**
Facilities**ROB WOODRUFF**
Facilities

MICHIGAN FOOTBALL

ACADEMICS**STEVE CONNELLY**
Director of Academic Services**CLAIBORN GREEN**
Director of Football Academic Services

MICHIGAN FOOTBALL

COMMUNICATIONS

**DAVID ABLAUF**Associate AD/Football
Communications**CHAD SHEPARD**Assistant Director/Football
Communications

MICHIGAN FOOTBALL

ATHLETIC ADMINISTRATION

**WARDE MANUEL**Donald R. Shepherd Director of
Athletics

Warde Manuel was named Michigan's Donald R. Shepherd Director of Athletics on January 29, 2016. His five-year appointment began on March 14 of that year.

Manuel's return to Ann Arbor brings him full-circle from an accomplished student-athlete and athletic administrator at U-M to a distinguished career as an athletic director and back again.

A three-time Michigan alumnus and two-sport athlete who played football under Bo Schembechler, Manuel returned to U-M following a nearly four-year run as director of athletics at the University of Connecticut.

Manuel is Michigan's 12th athletic director in 150 years of intercollegiate athletics at the university. U-M has 31 teams and more than 900 student-athletes. The self-supporting

department has an annual budget of \$151 million and a staff of 350.

In 2015, Manuel was named NACDA Under Armour Athletic Director of the Year by the National Association of Collegiate Directors of America.

Born May 22, 1968, Manuel is a native of New Orleans. He was a high school All-America football player and played for U-M under Schembechler. He earned multiple letters and started at defensive end in his sophomore year. His football career was cut short by a neck injury, and he subsequently lettered as a member of the Wolverines' track and field team.

Manuel earned his bachelor of general studies with a focus in psychology in 1990, his master's degree in social work from U-M in 1993 and an MBA from U-M's Stephen M. Ross School of Business in 2005.

Manuel, and his wife, Chrislan, a U-M alum who earned a master of health services administration degree in 1993, have a daughter, Emma, and a son, Evan.

**DOUG GNODTKE**Executive Associate AD/
Chief of Staff
Football Administrator

Doug Gnodtke is in his third year as the executive associate director of athletics and chief of staff at the University of Michigan.

Gnodtke, a two-time Michigan graduate, returns to Ann Arbor following nearly four years as the senior associate athletic director/chief financial officer and internal operations at the University of Connecticut. Gnodtke served as UConn's sports administrator in football and men's and women's ice hockey, and he oversaw the Huskies' equipment room operations and the department's apparel partnership.

Gnodtke also served on the executive committee for the Connecticut Convention and Sports Bureau.

Prior to his time at UConn, Gnodtke oversaw internal operations, including business, human resources, capital projects, facilities

and game operations, at the University of Buffalo, where he rose to the position of associate athletic director for internal operations. He also served as the sports administrator for football and oversaw the athletic training and sports performance departments.

Gnodtke previously worked in Michigan's administration in two roles over five years, from 2000-05. At U-M, he assisted in the administration of football, men's and women's basketball, ice hockey, and strength and conditioning while also working in academic services and development.

Gnodtke received his Bachelor of Arts degree in sports management and communication from U-M before earning his Master of Business Administration from Michigan's Ross School of Business in 2006. Gnodtke also served internships with both the Detroit Lions and Detroit Tigers during his collegiate career.

Gnodtke and his wife, Molly, have a daughter, Ellie, and son, Charlie.

SEASON IN REVIEW



GAME 1

#11 MICHIGAN 33, #17 FLORIDA 17

What You Need to Know

- » The U-M defense held Florida to 192 total yards and nine first downs, while accumulating six sacks and forcing three turnovers.
- » The Wolverines piled up 433 total yards, nearly half of those on the ground (215). Ty Isaac led the way with 114 yards on 11 carries (10.4 yards-per-carry average).
- » Wilton Speight earned the start and played most of the game, going 11-of-25 for 181 yards and one TD.
- » Quinn Nordin made four field goals in his Michigan debut, becoming the second kicker in program history to hit two field goals from 50-plus yards in a game.

ARLINGTON, Texas -- Behind a smothering defensive effort, the No. 11-ranked Michigan football team opened its season with a commanding 33-17 victory over No. 17-ranked Florida at AT&T Stadium.

The defense was the story of the game, limiting Florida to 192 yards of total offense and only three points; the Gators' defense accounted for its two other touchdowns. The Wolverines swarmed the Gators all afternoon, compiling 11 tackles-for-loss, including six sacks, and forcing three turnovers. Outside of a field goal on the opening drive of the game, the Florida offense only crossed midfield twice thereafter.

Senior quarterback Wilton Speight started the game and got the majority of the snaps under center, overcoming a couple first-half turnovers to finish 11-of-25 for 181 yards and a 46-yard touchdown pass to freshman Tarik Black. The offense found success running the football, as fifth-year senior Ty Isaac (11 rushes, 114 yards), sophomore Chris Evans (22 rushes, 78 yards) and junior Karan Higdon (seven rushes, 28 yards, one touchdown) combined for 220 yards.

Freshman Quinn Nordin booted four field goals in his debut, including two field goals from 50-plus yards.

After Florida opened the scoring with a field goal, Speight quarterbacked a 14-play, 68-yard drive that ended in a 25-yard field goal from Nordin to tie the game at 3-3. A key play on the drive was a 36-yard gain on a 3rd-and-13 from Isaac, taking the offense from a probable punting situation and moving them into the red zone. The Wolverines appeared to score a touchdown on a 4th-and-goal pass from Speight to

Date: September 2, 2017
Site: Arlington, Texas (AT&T Stadium)
Score: #11 Michigan 33, #17 Florida 17
Records: U-M (1-0), UF (0-1)
Attendance: 75,802
Television: ABC

Kekoa Crawford, but it was negated on a penalty.

The Wolverines' defense held Florida to a three-and-out on the next possession and Speight and the offense wasted little time getting going, covering 75 yards in just three plays to take a 10-3 lead. Black made the most of his first career catch, streaking behind the Florida secondary to haul in a 46-yard touchdown pass.

Florida made a charge in the second quarter, taking a 17-10 lead on back-to-back pick-sixes and then blocking a punt. The Michigan defense halted the Gators' momentum with a stop, leading to a missed 47-yard field goal attempt.

The Wolverines got back on the board with fifth-year senior John O'Korn under center. He hit Black along the sideline for 37 yards to open his second drive, but the Florida defense yielded nothing more, forcing Michigan into a long field goal attempt. Nordin successfully hit from 55 yards, the ball barely clearing the crossbar. The Gators led 17-13 at halftime.

Michigan came out of the locker room swinging with Speight leading the charge, crisply engineering a 75-yard scoring drive. Facing a fourth-and-one from their own 44-yard line, the offense went up-tempo and caught the Gators off guard, as Isaac ripped off an 18-yard gain for a first down. Four plays later, Higdon found the end zone from three yards out, putting the Wolverines back in front at 20-17.

On the ensuing kickoff, freshman Ambry Thomas forced and recovered a fumble, giving the offense great field position at the Florida 16-yard line. That turnover led to a 30-yard field goal from Nordin.

Florida's next offensive possession was a short one, too, as the defense forced a turnover of their own when sophomore Josh Metellus stripped Florida quarterback Feleipe Franks, the fumble recovered by senior Lawrence Marshall at the Florida 37-yard line. After a three-and-out from the offense, Nordin hit another field goal -- his fourth of the game -- this time from 50 yards out, making it 26-17.

The Wolverines put the game away as senior Chase Winovich burst through the Florida offensive line and laid a massive hit on quarterback Malik Zaire that jarred the ball loose in the end zone, recovered by senior Noah Furbush for the decisive touchdown.



SCORE BY QUARTERS

	1	2	3	4	F
#11 MICHIGAN	10	3	13	7	33
#17 FLORIDA	3	14	0	0	17

SCORING SUMMARY

1st Quarter

12:26 - UF: Pineiro, E. 46 yd field goal, 6-46, 2:34

5:27 - MICH: Nordin, Quinn 25 yd field goal, 14-68, 6:59

3:01 - MICH: Black, Tarik 46 yd pass from Speight, Wilton (Nordin, Quinn kick), 3-75, 0:43

2nd Quarter

12:19 - UF: Dawson,D. 48 yd interception return (Pineiro,E. kick)

10:50 - UF: Henderson,C. 41 yd interception return (Pineiro,E. kick)

04:20 - MICH: Nordin, Quinn 55 yd field goal, 5-33, 2:42

3rd Quarter

11:53 - MICH: Higdon, Karan 3 yd run (Nordin, Quinn kick), 10-75, 3:13

11:05 - MICH: Nordin, Quinn 30 yd field goal, 4-4, 0:42

9:00 - MICH: Nordin, Quinn 50 yd field goal, 4-5, 1:09

4th Quarter

1:37 - MICH: Furbush, Noah 0 yd fumble recovery (Nordin, Quinn kick)

GAME STATISTICS

TEAM STATS

	U-M	UF
FIRST DOWNS	19	9
RUSHES-YARDS (NET)	49-215	27-11
PASSING YDS (NET)	218	181
Passes Att-Comp-Int	26-12-2	26-14-0
TOTAL OFFENSE PLAYS-YARDS	75-433	53-192
Fumble Returns-Yards	0-0	0-0
Punt Returns-Yards	5-40	0-0
Kickoff Returns-Yards	0-0	4-71
Interception Returns-Yards	0-0	2-89
Punts (Number-Avg)	3-27.3	6-54.7
Fumbles-Lost	0-0	5-3
Penalties-Yards	7-55	5-45
Possession Time	34:13	25:47
Third-Down Conversions	6 of 18	2 of 13
Fourth-Down Conversions	1 of 1	1 of 2
Red-Zone Scores-Chances	3-4	0-0
Sacks By: Number-Yards	6-35	5-22

RUSHING: Michigan-Isaac, Ty 11-114; Evans, Chris 22-78; Higdon, Karan 7-28; Hill, Khalid 2-5; McDoom, Eddie 1-4; O'Korn, John 2-minus 5; Speight, Wilton 4-minus 9.
 Florida-Thompson,M. 5-13; Perine,L. 7-8; Davis,M. 1-8; Franks,F. 5-7; Cleveland,T. 1-4; Zaire,M. 8-minus 29.

PASSING: Michigan-Speight, Wilton 11-25-2-181; O'Korn, John 1-1-0-37.
 Florida-Zaire,M. 9-17-0-106; Franks,F. 5-9-0-75.

RECEIVING: Michigan-Perry, Grant 4-46; McKeon, Sean 3-25; Black, Tarik 2-83; Eubanks, Nick 2-61; Crawford, Kekoa 1-3.
 Florida-Cleveland,T. 4-56; Hammond,J. 3-71; Toney,K. 2-27; Lewis,C. 2-17; Powell,B. 2-8; Massey,D. 1-2.

GAME 2

Date: September 9, 2017
Site: Ann Arbor, Mich. (Michigan Stadium)
Score: #8 Michigan 36, Cincinnati 14
Records: U-M (2-0), UC (1-1)
Attendance: 111,384
Television: ABC

#8 MICHIGAN 36, CINCINNATI 14

What You Need to Know

» Tyree Kinnel and LaVert Hill each had interceptions returned for touchdowns, matching the feat for the second consecutive home opener. The defense held Cincinnati to 200 yards of total offense.
 » Wilton Speight went for 17-of-29 for 221 yards and touchdown passes to Kekoa Crawford (43 yards) and Grant Perry (33 yards).
 » Ty Isaac went over the 100-yard mark for the second consecutive game, rushing 20 times for 133 yards.

ANN ARBOR, Mich. -- Quarterback Wilton Speight threw for a pair of touchdowns and the defense came up with two interceptions returned for touchdowns as the University of Michigan football team pulled away from Cincinnati to win its home opener, 36-14, on Saturday (Sept. 9) inside Michigan Stadium.

The Michigan defense was sharp once again, limiting the Bearcats to just 200 yards of total offense. It came up with two turnovers -- both pick-sixes -- one from Tyree Kinnel in the first quarter and the other from LaVert Hill to seal the game in the fourth. Kinnel led the way with nine tackles, while Devin Bush added seven.

Speight went 17-of-29 for 221 yards, throwing touchdown passes to Kekoa Crawford and Grant Perry, who combined for 149 yards receiving. Tailback Ty Isaac had another strong game, rushing 20 times for 133 yards, his second consecutive 100-yard game to open the season.

The Wolverines got the ball to start the game and didn't wait long to find the end zone. The drive was run-heavy to begin until Speight found a streaking Crawford in behind the defense for a long 43-yard touchdown.

The defense got on the scoreboard two possessions later. Under heavy pressure, Cincinnati quarterback Hayden Moore overshot his intended receiver and threw right into Kinnel's arms, who ran it back 28 yards for the pick-six to put Michigan up 14-0.

Cincinnati soon responded, taking advantage of fumble on the punt after the ball hit a Michigan

player on the bounce on the return. A defensive pass interference penalty gave the Bearcats an automatic first down and the ball at the two-yard line, eventually scoring on a one-yard run from Mike Boone.

Michigan got three points tacked on via a 28-yard field goal from Quinn Nordin to make the score 17-7. The key play on the drive was a 44-yard jet sweep from Donovan Peoples-Jones, which took the offense into the red zone. Nordin's field goal was the only scoring from either team in the second quarter, as the two teams combined for 104 yards of offense between them.

The Bearcats received the ball to start the second half and promptly scored on a 10-yard touchdown pass from Moore to Kahlil Lewis, cutting the lead to three at 17-14.

The Wolverines were held in check for most of the third quarter, but finally broke through toward the end. Speight engineered an 80-yard drive in just over two minutes, finding Grant Perry for a 33-yard catch-and-run touchdown, putting the lead at 24-14.

Michigan finally began to pull away in the fourth quarter. Nordin added a 24-yard field goal that was set up by two big plays -- a 53-yard dash up the sideline by Isaac and a 20-yard catch on 4th-and-8 from Crawford. The defense then forced Cincinnati to punt deep in their own end, and the snap sailed through punter James Smith's hands through the back of the end zone for a safety.

With Cincinnati in passing mode, LaVert Hill took advantage, stepping in front of one of Moore's throws for the interception, returning it 24 yards for a touchdown, closing out the scoring at 36-14.



SCORE BY QUARTERS

	1	2	3	4	F
CINCINNATI	7	0	7	0	14
#8 MICHIGAN	14	3	7	12	36

SCORING SUMMARY

1st Quarter

11:54 - MICH: Crawford, Kekoa 43 yd pass from Speight, Wilton (Nordin, Quinn kick), 7-80, 3:06

6:50 - MICH: Kinnel, Tyree 28 yd interception return (Nordin, Quinn kick)

2:13 - CIN: BOONE, Mike 1 yd run (PASLEY, Josh kick), 9-38, 3:06

2nd Quarter

14:03 - MICH: Nordin, Quinn 28 yd field goal, 9-60, 3:10

3rd Quarter

11:15 - CIN: LEWIS, Kahlil 10 yd pass from MOORE, Hayden (PASLEY, Josh kick), 10-85, 3:45

3:01 - MICH: Perry, Grant 33 yd pass from Speight, Wilton (Nordin, Quinn kick), 7-80, 2:08

4th Quarter

9:02 - MICH: Nordin, Quinn 24 yd field goal, 9-81, 4:13

6:53 - MICH: TEAM safety

4:21 - MICH: Hill, Lavert 24 yd interception return (Nordin, Quinn kick)

GAME STATISTICS

TEAM STATS	CIN	MICH
FIRST DOWNS	13	16
RUSHES-YARDS (NET)	30-68	37-193
PASSING YDS (NET)	132	221
Passes Att-Comp-Int	40-15-2	29-17-0
TOTAL OFFENSE PLAYS-YARDS	70-200	66-414
Fumble Returns-Yards	0-0	0-0
Punt Returns-Yards	3-6	4-19
Kickoff Returns-Yards	1-7	4-76
Interception Returns-Yards	0-0	2-52
Punts (Number-Avg)	10-37.3	7-39.1
Fumbles-Lost	1-0	3-2
Penalties-Yards	4-30	7-68
Possession Time	29:33	30:27
Third-Down Conversions	6 of 19	5 of 15
Fourth-Down Conversions	0 of 1	1 of 1
Red-Zone Scores-Chances	2-2	2-2
Sacks By: Number-Yards	1-8	4-23

RUSHING: Cincinnati-Boone, Mike 12-44; Moore, Hayden 10-29; Doaks, Gerrid 6-25; Warren, M. 1-3; TEAM 1-minus 33.

Michigan-Isaac, Ty 20-133; Peoples-J, D. 1-44; Evans, Chris 5-15; Higdon, Karan 4-13; Samuels, O. 1-3; TEAM 1-minus 2; Speight, Wilton 5-minus 13.

PASSING: Cincinnati-Moore, Hayden 15-40-2-132. Michigan-Speight, Wilton 17-29-0-221.

RECEIVING: Cincinnati-Boone, Mike 5-28; Lewis, Kahlil 4-29; Gray, Devin 3-41; Doaks, Gerrid 1-25; Rollins, Jerron 1-7; Cogswell, Tyler 1-2. Michigan-Crawford, Kekoa 4-83; Perry, Grant 4-66; Black, Tarik 4-11; Gentry, Zach 2-41; McKeon, Sean 2-13; Wheatley, T. 1-7.

GAME 3

#7 MICHIGAN 29, AIR FORCE 13

What You Need to Know

» Quinn Nordin made five field goals (26, 29, 35, 36, 49), tying a program record for most in a game. Through three games to start his college career, Nordin has made 11 of 13 field goals.

» Donovan Peoples-Jones (78-yard punt return) and Karan Higdon (36-yard run) accounted for Michigan's touchdowns on the afternoon.

» Linebackers Mike McCray and Devin Bush each had 11 tackles, while Chase Winovich had nine.

ANN ARBOR, Mich. -- Freshman kicker Quinn Nordin made five field goals -- tying a school record for most in a game -- and freshman Donovan Peoples-Jones returned a punt 78 yards for a touchdown as the No. 7-ranked University of Michigan football team grounded Air Force, 29-13, on Saturday (Sept. 16) inside Michigan Stadium.

Senior quarterback Wilton Speight went 14-of-23 for 169 yards, but it was his running backs who did most of the damage, as fifth-year senior Ty Isaac (16 rushes, 89 yards), junior Karan Higdon (12 rushes, 64 yards, 1 TD) and sophomore Chris Evans (six rushes, 30 yards) each averaged at least 5.0 yards-per-attempt. Freshman Tarik Black caught five passes for 55 yards to lead the receiver corps.

Outside of one touchdown-scoring drive, the Michigan defense was stout all afternoon. The unit racked up nine tackles-for-loss (three sacks), one interception (by sophomore Khaleke Hudson) and forced a fumble. Fifth-year senior linebacker Mike McCray and freshman Devin Bush each recorded 11 tackles, while senior Chase Winovich had nine.

Speight came out throwing on the first three plays of the game, converting an early 3rd-and-12 to Black to keep the chains moving on the team's opening drive. Isaac nearly went the distance on the next play, but stepped out of bounds along the sideline, setting for a 32-yard gain. The Wolverines came away with points on their first red zone trip on a 35-yard field goal from Nordin.

Air Force took advantage of a Michigan fumble

Date: September 16, 2017
Site: Ann Arbor, Mich. (Michigan Stadium)
Score: #7 Michigan 29, Air Force 13
Records: U-M (3-0), AFA (1-1)
Attendance: 111,387
Television: BTN

to score its first points of the game. After starting the drive on Michigan's 45-yard line, the Falcons faced a 4th-and-1 and barely converted, the spot of the ball holding up after a challenge. They ended up facing a 3rd-and-goal from the seven-yard line, but quarterback Arion Worthman was sacked by Bush for a 13-yard loss on his first pass attempt of the game. Luke Strebel hit a 37-yard field goal on the next play to tie the game at 3-3.

The second quarter was much more of the same: stingy defenses and field goals. Nordin added two more before the halftime break -- one from 26 yards, the other from 49 yards -- to give Michigan a three-point cushion heading into the locker room.

The Michigan defense got a three-and-out to start the second half and took advantage on special teams, as Peoples-Jones weaved his way through the coverage team for a 79-yard touchdown return to make the score 16-6. The Falcons responded on the next possession, though, when Worthman found Ronald Cleveland for a 64-yard touchdown pass, trimming the lead back to three.

Following a few empty possessions, a poor Air Force punt gave the Michigan offense a very favorable starting spot at the Falcons' 43-yard line. A fourth-down conversion from fifth-year senior Khalid Hill kept the drive alive, but the offense stalled in the red zone, leading to a 29-yard field goal from Nordin. He also converted from 36 yards in the fourth quarter to make it a two-possession game at 22-13.

The Falcons had a chance to cut into the lead with 7:19 left, but Strebel shanked a 29-yard field goal attempt. They got the ball back after a Michigan punt but chose to punt themselves with 4:50 left, allowing Michigan to shut the door with two first downs and Higdon's 36-yard touchdown scamper with 1:02 left.


GAME STATISTICS

TEAM STATS	AF	MICH
FIRST DOWNS	15	17
RUSHES-YARDS (NET)	49-168	42-190
PASSING YDS (NET)	64	169
Passes Att-Comp-Int	9-1-1	23-14-0
TOTAL OFFENSE PLAYS-YARDS	58-232	65-359
Fumble Returns-Yards	0-0	0-0
Punt Returns-Yards	0-0	2-104
Kickoff Returns-Yards	3-45	3-50
Interception Returns-Yards	0-0	1-0
Punts (Number-Avg)	6-38.5	3-37.0
Fumbles-Lost	1-0	2-1
Penalties-Yards	3-29	7-72
Possession Time	30:25	29:35
Third-Down Conversions	3 of 13	5 of 14
Fourth-Down Conversions	1 of 1	1 of 1
Red-Zone Scores-Chances	1-2	4-4
Sacks By: Number-Yards	2-11	3-27

RUSHING: Air Force-McVey, Tim 11-62; Worthman, Arion 26-60; Wilson, Parker 8-21; Cleveland, Ronald 2-14; Romine, Nate 1-12; TEAM 1-minus 1. Michigan-Isaac, Ty 16-89; Higdon, Karan 12-64; Evans, Chris 6-30; McDoom, Eddie 2-6; Hill, Khalid 2-5; TEAM 1-minus 1; Speight, Wilton 3-minus 3.

PASSING: Air Force-Worthman, Arion 1-7-0-64; Romine, Nate 0-2-1-0. Michigan-Speight, Wilton 14-23-0-169.

RECEIVING: Air Force-Cleveland, Ronald 1-64. Michigan-Black, Tarik 5-55; Peoples-J, D. 2-52; McDoom, Eddie 2-14; Perry, Grant 2-12; Isaac, Ty 2-6; Gentry, Zach 1-30.



SCORE BY QUARTERS

	1	2	3	4	F
AIR FORCE	3	3	7	0	13
#7 MICHIGAN	3	6	10	10	29

SCORING SUMMARY

1st Quarter

10:51 - MICH: Nordin, Quinn 35 yd field goal, 11-58, 4:09

0:02 - AF: Strebel, Luke 37 yd field goal, 12-24, 6:13

2nd Quarter

11:48 - MICH: Nordin, Quinn 26 yd field goal, 8-77, 3:14

8:37 - AF: Strebel, Luke 50 yd field goal, 6-42, 3:11

0:04 - MICH: Nordin, Quinn 49 yd field goal, 6-9, 3:18

3rd Quarter

13:51 - MICH: Peoples-J, D. 79 yd punt return (Nordin, Quinn kick)

11:54 - AF: Cleveland, Ronald 64 yd pass from Worthman, Arion (Strebel, Luke kick), 4-75, 1:57

2:59 - MICH: Nordin, Quinn 29 yd field goal, 11-32, 5:22

4th Quarter

14:15 - MICH: Nordin, Quinn 36 yd field goal, 8-28, 1:58

1:02 - MICH: Higdon, Karan 36 yd run (Nordin, Quinn kick), 9-73, 3:48

GAME 4

Date: September 23, 2017
Site: West Lafayette, Ind. (Ross-Ade Stadium)
Score: #8 Michigan 28, Purdue 10
Records: U-M (4-0, 1-0 B1G), PU (2-2, 0-1 B1G)
Attendance: 60,042
Television: FOX

#8 MICHIGAN 28, PURDUE 10

What You Need to Know

- » John O’Korn came off the bench for an injured Wilton Speight to throw for 270 yards and a touchdown.
- » After trailing 10-7 at halftime, the Michigan defense ratcheted up play in the second half, limiting Purdue to just 10 total yards of offense. Devin Bush and Chase Winovich each had six tackles and combined for four sacks.
- » Ten different receivers caught a pass on the afternoon, led by tight ends Sean McKeon (82 yards) and Zach Gentry (48 yards, touchdown).

WEST LAFAYETTE, Ind. -- Fifth-year senior John O’Korn came off the bench to throw for 270 yards and a touchdown as the eighth-ranked University of Michigan football team erased a three-point halftime deficit to defeat Purdue, 28-10, on a hot and dry Saturday (Sept. 23) inside Ross Ade Stadium.

While O’Korn energized the offense, it was the defense that won the day, holding Purdue to only 10 yards in the second half. The Wolverines completely dominated in the trenches, limiting the Boilermakers to just 30 rushing yards for the game. Sophomore Devin Bush and senior Chase Winovich each had six tackles, combining for four sacks.

O’Korn came into the game in the first quarter after starter Wilton Speight exited due to injury, going 18-for-26 for 270 yards and a touchdown. He targeted his tight ends early and often: sophomore Sean McKeon had five receptions for 82 yards, while junior Zach Gentry had three receptions for 48 yards and a touchdown. Sophomore Chris Evans led the way on the ground, rushing 14 times for 97 yards and a pair of scores. Fifth-year senior Ty Isaac also accounted for a rushing touchdown on the afternoon.

Defense controlled play in a scoreless first quarter until O’Korn entered the game. He took command immediately, putting together a 13-play, 84-yard touchdown drive that ended with a 12-yard pass to

Gentry. O’Korn was a perfect 5-for-5 on the drive, which lasted more than six-and-a-half minutes.

Purdue struck back less than two minutes on a 10-yard touchdown pass from Elijah Sindelar to Brycen Hopkins, tying the game at 7-7. The Boilermakers tacked on three more on a 29-yard field goal from J.D. Dellinger, and led 10-7 at halftime.

The second half started like the first, as neither teams were able to do much on their first two possessions. The third drive ended up changing the game and wouldn’t have happened if not for some magic from O’Korn, who escaped a sack inside his own 20-yard line on third-and-six before finding Grant Perry for 12 yards to move the chains. After converting another third down conversion -- a 30-yard pass to McKeon, a Purdue player was flagged for targeting, adding another 15 yards and putting the offense right outside the red zone. Four plays later, Evans took a handoff up the middle for a 10-yard touchdown run, allowing Michigan to take the 14-10 lead.

After the defense came up with a stop, the offense once again sustained a long scoring drive. O’Korn continued to make clutch throws: a 23-yarder to McKeon (on 2nd-and-17) and a 25-yarder to Gentry (on 1st-and-25). Two plays after the strike to Gentry, Isaac punched it into the end zone from one yard out, making it 21-10 with 10:36 to play.

Another three-and-out and Michigan was back out on the field, needing only five plays to find the end zone again. Evans burst through the line and outran the Purdue secondary for a 49-yard touchdown run, capping the lead at 28-10.



SCORE BY QUARTERS

	1	2	3	4	F
#8 MICHIGAN	0	7	7	14	28
PURDUE	0	10	0	0	10

SCORING SUMMARY

2nd Quarter

11:34 - MICH: Gentry, Zach 12 yd pass from O’Korn, John (Nordin, Quinn kick), 13-84, 6:36

9:45 - PUR: Brycen Hopkins 10 yd pass from Elijah Sindelar (J.D. Dellinger kick), 5-75, 1:49

6:04 - PUR: J.D. Dellinger 29 yd field goal, 6-16, 2:11

3rd Quarter

2:42 - MICH: Evans, Chris 10 yd run (Nordin, Quinn kick), 11-86, 5:20

4th Quarter

10:36 - MICH: Isaac, Ty 1 yd run (Nordin, Quinn kick), 9-65, 5:29

6:46 - MICH: Evans, Chris 49 yd run (Nordin, Quinn kick), 5-76, 2:53

GAME STATISTICS

TEAM STATS	MICH	PUR
FIRST DOWNS	24	9
RUSHES-YARDS (NET)	44-139	20-30
PASSING YDS (NET)	284	159
Passes Att-Comp-Int	31-21-1	30-13-0
TOTAL OFFENSE PLAYS-YARDS	75-423	50-189
Fumble Returns-Yards	0-0	0-0
Punt Returns-Yards	1--1	2-8
Kickoff Returns-Yards	1-15	1-20
Interception Returns-Yards	0-0	1-7
Punts (Number-Avg)	7-40.6	11-39.9
Fumbles-Lost	1-1	3-1
Penalties-Yards	7-57	8-82
Possession Time	38:59	21:01
Third-Down Conversions	6 of 15	0 of 12
Fourth-Down Conversions	1 of 1	0 of 0
Red-Zone Scores-Chances	3-3	2-2
Sacks By: Number-Yards	5-40	4-28

RUSHING: Michigan-Evans, Chris 14-97; Higdon, Karan 10-31; Isaac, Ty 10-20; Walker, Kareem 3-7; O’Korn, John 5-0; Speight, Wilton 2-minus 16. Purdue-Richie Worship 2-18; Lankford-Johnso 5-12; Terry Wright 1-6; D.J. Knox 2-5; David Blough 5-1; Jackson Anthrop 1-minus 2; Elijah Sindelar 4-minus 10.

PASSING: Michigan-O’Korn, John 18-26-1-270; Speight, Wilton 2-4-0-10; Peters, Brandon 1-1-0-4. Purdue-Elijah Sindelar 7-16-0-103; David Blough 5-13-0-32; Jackson Anthrop 1-1-0-24.

RECEIVING: Michigan-McKeon, Sean 5-82; Gentry, Zach 3-48; Perry, Grant 3-39; Schoenle, Nate 2-29; Evans, Chris 2-28; Crawford, Keko 2-13; Higdon, Karan 1-22; Poggi, Henry 1-11; Peoples-J, D. 1-8; Ways, Maurice 1-4.

Purdue-Terry Wright 4-64; Brycen Hopkins 3-29; Lankford-Johnso 2-5; Mahoungou 1-24; David Blough 1-24; Cole Herdman 1-13; Jackson Anthrop 1-0.

GAME 5

Date: October 7, 2017
Site: Ann Arbor, Mich. (Michigan Stadium)
Score: Michigan State 14, #7 Michigan 10
Records: U-M (4-1, 1-1 B1G), MSU (4-1, 2-0 B1G)
Attendance: 112,432
Television: ABC

MICHIGAN STATE 14, #7 MICHIGAN 10

What You Need to Know

» The Michigan defense held Michigan State to less than 100 passing yards and only allowed two first downs in the second half.
 » The Wolverines had a chance to win the game as time expired, but John O'Korn's Hail Mary heave fell incomplete at the goal line.
 » Weather played a factor, especially in the second half. With heavy rains and swirling winds, only seven total points were scored (Khalid Hill one-yard touchdown run). The two teams combined for 11 first downs.

ANN ARBOR, Mich. -- The University of Michigan football team couldn't overcome a two-possession halftime deficit, falling 14-10 to Michigan State on a rainy and windy Saturday (Oct. 7) inside Michigan Stadium.

The defense continued its strong play, holding Michigan State to only 94 passing yards for the game and only two first downs in the second half. Devin Bush and Maurice Hurst each had eight tackles, while Chase Winovich had seven.

Quarterback John O'Korn went 16-of-35 for 198 yards. Karan Higdon led the way on the ground, rushing 12 times for 65 yards. Grant Perry was the team's top receiver, making five receptions for 61 yards.

Michigan got the ball to start the game and marched down the field in just under seven minutes, opening the scoring on a 30-yard field goal from Quinn Nordin. The lead was short-lived, as the Spartans took advantage of a short field to jump in front, 7-3, on a 14-yard touchdown scramble from quarterback Brian Lewerke.

Michigan State extended the lead to 14-3 midway through the second quarter on a 16-yard touchdown pass from Lewerke to Madre London.

After the two teams exchanged possessions to open the second half, Michigan seized some momentum back thanks to a special teams miscue

from the visitors. Michigan State return man Laress Nelson muffed a punt off the leg of Brad Robbins, forcing the Spartans to start at their own two-yard line. The Wolverines defense yielded no ground and flipped the field, starting their next possession at the 33-yard line, their best starting field position of the day.

On the drive's third play, O'Korn found Perry over the middle for a 17-yard gain that was ruled a touchdown initially, but a video review ruled him down a yard short of the goal line. Khalid Hill dove into the end zone on the next play to cut the score to 14-10.

Almost immediately after the score, a heavy rain began falling at Michigan Stadium, slowing down each team's offense to a grinding halt. The two teams combined for just 11 first downs.

Needing a touchdown, Michigan got one final chance. The offense made it to the Michigan State 37-yard line with five seconds left, but O'Korn's Hail Mary heave fell incomplete at the goal line, ending the game.



SCORE BY QUARTERS

	1	2	3	4	F
MICHIGAN STATE	7	7	0	0	14
#7 MICHIGAN	3	0	7	0	10

SCORING SUMMARY

1st Quarter

8:04 - MICH: Nordin, Quinn 30 yd field goal, 16-64, 6:56

2:59 - MSU: Lewerke, Brian 14 yd run (Coghlin, Matt kick), 6-46, 2:49

2nd Quarter

8:07 - MSU: London, Madre 16 yd pass from Lewerke, Brian (Coghlin, Matt kick), 9-83, 3:45

3rd Quarter

8:09 - MICH: Hill, Khalid 1 yd run (Nordin, Quinn kick), 4-33, 1:41

GAME STATISTICS

TEAM STATS	MSU	MICH
FIRST DOWNS	13	17
RUSHES-YARDS (NET)	40-158	39-102
PASSING YDS (NET)	94	198
Passes Att-Comp-Int	22-11-0	35-16-3
TOTAL OFFENSE PLAYS-YARDS	62-252	74-300
Fumble Returns-Yards	0-0	0-0
Punt Returns-Yards	2--8	3-6
Kickoff Returns-Yards	1-9	2-44
Interception Returns-Yards	3-35	0-0
Punts (Number-Avg)	11-39.1	7-42.6
Fumbles-Lost	2-0	2-2
Penalties-Yards	11-81	7-53
Possession Time	29:08	30:52
Third-Down Conversions	2 of 14	5 of 17
Fourth-Down Conversions	0 of 1	1 of 1
Red-Zone Scores-Chances	2-2	2-2
Sacks By: Number-Yards	4-33	0-0

RUSHING: Michigan State-Lewerke, Brian 15-61; London, Madre 10-59; Holmes, Gerald 11-27; Stewart, D. 3-13; TEAM 1-minus 2.
 Michigan-Higdon, Karan 12-65; Evans, Chris 12-27; Isaac, Ty 4-9; Peoples-J, D. 1-6; Hill, Khalid 2-4; O'Korn, John 8-minus 9.

PASSING: Michigan State-Lewerke, Brian 11-22-0-94. Michigan-O'Korn, John 16-35-3-198.

RECEIVING: Michigan State-Stewart, D. 3-42; Sokol, Matt 3-14; London, Madre 2-19; Davis, Felton 1-9; Rison, Hunter 1-8; Heyward, Connor 1-2.
 Michigan-Perry, Grant 5-61; McKeon, Sean 4-59; Higdon, Karan 2-33; Hill, Khalid 1-18; Evans, Chris 1-14; Bunting, Ian 1-6; McDoom, Eddie 1-4; Ways, Maurice 1-3.

GAME 6

Date: October 14, 2017
Site: Bloomington, Ind. (Memorial Stadium)
Score: #17 Michigan 27, Indiana 20 (1ot)
Records: U-M (5-1, 2-1 B1G), IU (3-3, 0-3 B1G)
Attendance: 52,909
Television: ABC

#17 MICHIGAN 27, INDIANA 20 (1ot)

What You Need to Know

- » Karan Higdon ran for a career-high 200 yards and three touchdowns, including a 25-yarder on the first play of overtime.
- » The Indiana defense had a first-and-goal from the one-yard line in overtime, but the Michigan defense held, with Tyree Kinnel sealing the win with a fourth-down interception in the end zone.
- » It was the program's 500th career win. The Wolverines have now won 22 consecutive meetings with Indiana.

BLOOMINGTON, Ind. -- Karan Higdon ran for a career-best 200 yards and three touchdowns -- including a 25-yarder on the first play of overtime -- to propel the No. 17-ranked Michigan football team to a 27-20 win over Indiana on Saturday inside Memorial Stadium. It was the program's 500th Big Ten victory.

The Wolverines held a 10-point lead with four minutes to play, but Indiana mounted a furious comeback to force overtime on a 46-yard field goal from Griffin Oakes as time expired. Higdon needed only one play to break the deadlock, taking a handoff and turning it into a 25-yard touchdown.

Then the Michigan defense took over. Indiana made it all the way to the one-yard line and had a first-and-goal, but the Wolverines slammed the door on three consecutive plays, pushing the Hoosiers back to the four-yard line. Facing a fourth-and-goal and needing a touchdown to stay alive, Indiana quarterback Peyton Ramsey was flushed out of the pocket and threw into the end zone, but right into the arms of Tyree Kinnel, who clinched the win with the interception.

Devin Bush led the team with eight tackles, while Rashan Gary had seven, including 2.5 tackles for loss. As a whole, the unit allowed only 80 rushing yards -- 120 less than Higdon had by himself on the other side -- and limited Indiana to just 3.9 yards per play. They also forced two turnovers and had seven tackles-for-loss.

After opening the game with a defensive stop, the offense took the field and delivered a drive reminiscent of the one to open last week's game against Michigan State. With six runs and six passes on a drive that

spanned more than six minutes, the Wolverines got into the red zone and converted the trip into points via a 40-yard field goal from Quinn Nordin.

Indiana drove the field on the next possession -- aided by a few defensive penalties -- but wound up with nothing after Maurice Hurst blocked a 50-yard field goal attempt from Oakes. LaVert Hill picked up the loose ball and returned it 35 yards, switching the field and giving the offense great field position. That drive also ended in points, as Nordin was good from 38 yards to make it 6-0 one play into the second quarter.

The Wolverines added to the lead on the next drive, fueled by John O'Korn. Facing a third-and-seven in their own territory, O'Korn escaped two would-be sacks before finding Donovan Peoples-Jones for a 17-yard reception. He drew a 15-yard late hit penalty on the next play off a scramble. Two plays later, Higdon went untouched for a 12-yard TD run to make the score 13-0.

Indiana got on the board with a 32-yard field goal from Oakes to close the first half at 13-3.

The Hoosiers scored on their first drive of the second half with an eight-yard touchdown run from Morgan Ellison to get them within three points. That would be the only scoring of the third quarter.

Michigan's offense broke through in the fourth quarter, bruising Indiana with five consecutive running plays. Higdon capped the drive, bursting through the line -- again untouched -- for a 59-yard touchdown run to put Michigan back up by two scores.

Indiana didn't go away, getting back to within three on an eight-yard touchdown pass from Peyton Ramsey to Whop Philyor.

With 3:27 left and no timeouts in its pocket, Indiana attempted an onside kick. The ball bounced over the head of Peoples-Jones and into the hands of Indiana's Simmie Cobbs, but he was ruled to not have completed the motion of getting the ball in-bounds, giving Michigan possession. The Wolverines went three-and-out to kill some clock, but couldn't pick up the game-clinching first down, punting to Indiana with 1:05 remaining. That left the Hoosiers enough time to tie, setting the stage for overtime.



SCORE BY QUARTERS

	1	2	3	4	OT	F
#17 MICHIGAN	3	10	0	7	7	27
INDIANA	0	3	7	10	0	20

SCORING SUMMARY

1st Quarter

6:35 - MICH: Nordin, Quinn 40 yd field goal, 13-49, 6:17

2nd Quarter

14:54 - MICH: Nordin, Quinn 38 yd field goal, 4-7, 2:06

10:19 - MICH: Higdon, Karan 12 yd run (Nordin, Quinn kick), 7-80, 2:46

1:46 - IND: Oakes, Griffin 32 yd field goal, 11-61, 3:21

3rd Quarter

12:06 - IND: Ellison, Morgan 8 yd run (Oakes, Griffin kick), 6-64, 1:24

4th Quarter

10:25 - MICH: Higdon, Karan 59 yd run (Nordin, Quinn kick), 5-84, 2:08

3:27 - IND: Philyor, Whop 8 yd pass from Ramsey, Peyton (Oakes, Griffin kick), 6-20, 0:39

0:00 - IND: Oakes, Griffin 46 yd field goal, 6-42, 1:05

Overtime

15:00 - MICH: Higdon, Karan 25 yd run (Nordin, Quinn kick), 1-25

GAME STATISTICS

TEAM STATS	MICH	IND
FIRST DOWNS	17	14
RUSHES-YARDS (NET)	44-271	29-80
PASSING YDS (NET)	58	198
Passes Att-Comp-Int	20-10-0	43-21-2
TOTAL OFFENSE PLAYS-YARDS	64-329	72-278
Fumble Returns-Yards	0-0	0-0
Punt Returns-Yards	5-5	3-74
Kickoff Returns-Yards	0-0	3-29
Interception Returns-Yards	2-0	0-0
Punts (Number-Avg)	9-40.8	8-44.2
Fumbles-Lost	0-0	0-0
Penalties-Yards	16-141	5-55
Possession Time	35:09	24:51
Third-Down Conversions	2 of 13	5 of 17
Fourth-Down Conversions	0 of 0	0 of 1
Red-Zone Scores-Chances	3-3	3-4
Sacks By: Number-Yards	2-20	0-0

RUSHING: Michigan-Higdon, Karan 25-200; Isaac, Ty 7-38; McDoom, Eddie 1-12; O'Korn, John 2-8; Walker, Kareem 1-8; Evans, Chris 8-5.
 Indiana-Ellison, Morgan 14-68; Ramsey, Peyton 14-14; Majette, Mike 1-minus 2.

PASSING: Michigan-O'Korn, John 10-20-0-58.
 Indiana-Ramsey, Peyton 20-41-2-178; Lagow, Richard 1-1-0-20; Majette, Mike 0-1-0-0.

RECEIVING: Michigan-Peoples-J, D. 4-34; Gentry, Zach 2-15; Crawford, Kekoa 2-3; Wheatley, T. 1-4; McKeon, Sean 1-2.
 Indiana-Timian, Luke 7-95; Majette, Mike 5-49; Cobbs, Simmie 4-39; Philyor, Whop 3-13; Thomas, Ian 1-6; Harris, J-Shun 1-minus 4.

GAME 7

Date: October 21, 2017
Site: State College, Pa. (Beaver Stadium)
Score: #2 Penn State 42, #19 Michigan 13
Records: U-M (5-2, 2-2 B1G), PSU (7-0, 4-0 B1G)
Attendance: 110,823
Television: ABC

#2 PENN STATE 42, #19 MICHIGAN 13

What You Need to Know

- » After falling down 14-0 in the first five minutes, Michigan got to within one at 14-13 in the late stages of the second quarter, but Penn State went on to score four unanswered touchdowns to pull away.
- » Karan Higdon and Ty Isaac each had rushing touchdowns in the first half.
- » Tyree Kinnel, Khaleke Hudson and Lavert Hill each had seven tackles. David Long recorded his first career interception in the first half.

STATE COLLEGE, Pa. -- The No. 19-ranked University of Michigan football team got first-half rushing touchdowns from Karan Higdon and Ty Isaac, but No.2 Penn State pulled away for a 42-13 win on Saturday (Oct. 21) at Beaver Stadium.

Penn State got off to a fast start, going up 14-0 just five minutes into the game on two Saquon Barkley touchdown runs. The Nittany Lions were driving again on their third possession until David Long intercepted quarterback Trace McSorley and returned it 25 yards to near midfield, ending the threat.


The turnover gave the offense some life and switched momentum, as O’Korn and the running game got into a bit of a rhythm. The Wolverines opened the second quarter on the three-yard line, but were held out of the end zone until fourth down, when Higdon took a pitch left and beat a Penn State defender to the pylon for the touchdown. The extra point was not good, cutting the lead to 14-6.

With 5:05 left in the half, the Michigan defense comes up with a stop on fourth down on a Lavert Hill pass break-up, winning a battle in one-on-one coverage. The offense took advantage, keyed by a massive third down conversion from O’Korn to Kekoa Crawford that brought the Wolverines down to the six-yard line. Two plays later, Ty Isaac followed the blocks and ran it in, cutting the lead to 14-13 with the PAT successful.

Penn State answered right before the half on a three-yard touchdown keeper from McSorley, making the score 21-13 at halftime. The Nittany Lions added to

their lead on their first drive of the second half, going up 28-13 on a 13-yard touchdown run from McSorley.

Early in the fourth quarter, O’Korn had Michigan on the move, making a 3rd-and-10 conversion to Sean McKeon that went for 12 yards and a completion to Grant Perry that went for 22 yards on a 2nd-and-21. But he was sacked and stripped of the ball on the next play, turning the ball over to Penn State near midfield. Two plays later, McSorley hit Barkley for a 42-yard touchdown, increasing the lead to 35-13. McSorley added another rushing touchdown with under eight minutes to play to cap the scoring.



SCORE BY QUARTERS

	1	2	3	4	F
#19 MICHIGAN	0	13	0	0	13
#2 PENN STATE	14	7	7	14	42

SCORING SUMMARY

1st Quarter

14:17 - PSU: Barkley, Saquon 69 yd run (Davis, Tyler kick), 2-75, 0:43

10:11 - PSU: Barkley, Saquon 15 yd run (Davis, Tyler kick), 4-78, 2:05

2nd Quarter

12:53 - MICH: Higdon, Karan 1 yd run (Nordin, Quinn kick failed), 11-59, 5:28

1:45 - MICH: Isaac, Ty 6 yd run (Nordin, Quinn kick), 8-67, 3:20

0:53 - PSU: McSorley, Trace 3 yd run (Davis, Tyler kick), 7-75, 0:52

3rd Quarter

5:13 - PSU: McSorley, Trace 13 yd run (Davis, Tyler kick), 9-80, 5:24

4th Quarter

13:11 - PSU: Barkley, Saquon 42 yd pass from McSorley, Trace (Davis, Tyler kick), 2-46, 0:32

7:53 - PSU: McSorley, Trace 9 yd run (Davis, Tyler kick), 4-48, 1:57

GAME STATISTICS

TEAM STATS	MICH	PSU
FIRST DOWNS	16	25
RUSHES-YARDS (NET)	42-103	35-224
PASSING YDS (NET)	166	282
Passes Att-Comp-Int	28-16-0	26-17-1
TOTAL OFFENSE PLAYS-YARDS	70-269	61-506
Fumble Returns-Yards	0-0	0-0
Punt Returns-Yards	1--2	2-20
Kickoff Returns-Yards	5-113	1-15
Interception Returns-Yards	1-25	0-0
Punts (Number-Avg)	6-38.8	2-49.5
Fumbles-Lost	2-1	0-0
Penalties-Yards	6-59	1-10
Possession Time	32:56	27:04
Third-Down Conversions	6 of 16	4 of 7
Fourth-Down Conversions	2 of 4	0 of 1
Red-Zone Scores-Chances	2-2	4-5
Sacks By: Number-Yards	2-11	7-49

RUSHING: Michigan-Higdon, Karan 15-45; Isaac, Ty 6-36; Evans, Chris 4-17; McDoom, Eddie 1-8; Hill, Khalid 2-0; O’Korn, John 14-minus 3.
 Penn State-Barkley, Saquon 15-108; McSorley, Trace 11-76; Sanders, Miles 6-25; Stevens, Tommy 1-11; Allen, Mark 1-5; TEAM 1-minus 1.

PASSING: Michigan-O’Korn, John 16-28-0-166.
 Penn State-McSorley, Trace 17-26-1-282.

RECEIVING: Michigan-Perry, Grant 3-46; Peoples-J, D. 3-43; McDoom, Eddie 3-29; McKeon, Sean 3-11; Hill, Khalid 2-12; Crawford, Kekoa 1-23; Evans, Chris 1-2.
 Penn State-Hamilton, D. 6-115; Barkley, Saquon 3-53; Johnson, Juwan 3-30; Gesicki, Mike 2-52; Polk, Brandon 1-23; Robinson, Andre 1-5; Blacknall, S. 1-4.

GAME 8

Date: October 28, 2017
Site: Ann Arbor, Mich. (Michigan Stadium)
Score: Michigan 35, Rutgers 14
Records: U-M (6-2, 3-2 B1G), RU (3-5, 2-3 B1G)
Attendance: 111,213
Television: BTN

MICHIGAN 35, RUTGERS 14

What You Need to Know

» Karan Higdon (18 rushes, 158 yards, 2 TDs) and Ty Isaac (14 rushes, 109 yards) each eclipsed the 100-yard rushing barrier, as Michigan accumulated a season-high 471 yards of total offense. The offense averaged 6.5 yards per rush and had 10 different players record a catch.

» Quarterback Brandon Peters relieved John O’Korn in the second quarter, going 10-of-14 for 124 yards and a touchdown in his first extended action of the season.

» The defense held Rutgers to 195 yards of total offense. Devin Bush led the way with 11 tackles.

ANN ARBOR, Mich. -- Behind a pair of 100-yard rushing performances from Karan Higdon and Ty Isaac, the University of Michigan football team bounced back with a 35-14 victory over Rutgers on Homecoming inside Michigan Stadium.

The Wolverines racked up 471 yards of total offense, a season high. The offense ran the ball at will all afternoon, led by Higdon and Isaac, who combined for 267 of the team’s 334 rushing yards. Three different players scored rushing touchdowns: two from Higdon and one each from Kareem Walker and Khalid Hill. As a whole, the rushing unit averaged 6.5 yards per attempt.

Brandon Peters came on in relief of John O’Korn in the second quarter and performed efficiently, going 10-of-14 for 124 yards and one touchdown. Ten different receivers caught a pass on Saturday.

The Michigan defense was stout, holding Rutgers to 195 yards of total offense and totaling 11 tackles for loss (including five sacks). Devin Bush led the team with 11 tackles, while Maurice Hurst had eight.

After a scoreless first quarter, Michigan began wear Rutgers down with the power run game. The scoring drive took 13 plays -- 12 of them on the ground -- including a fourth-and-one conversion from Higdon and a 21-yard rush by Isaac that brought the offense inside the one-yard line. Hill dove into the end zone on the next play, giving

Michigan the early 7-0 lead.

Rutgers answered back on the next drive, however, tying the game on a 65-yard run from Janarion Grant.

Then with 7:01 left in the second quarter, Michigan turned to Peters at quarterback. In the first extended action of his career -- he made his collegiate debut at Purdue back on Sept. 23 -- Peters engineered a crisp 10-play scoring drive that ended on a 10-yard touchdown rush from Higdon to put the Wolverines back in front 14-7.


Rutgers got the ball back on the next drive, but couldn’t do anything with it, as Michigan used two of its timeouts to save some clock for another crack at points. Peters ran the two-minute drill to perfection, lofting a perfect throw to Chris Evans on a wheel route for a 20-yard touchdown with 23 seconds left. The Wolverines went into the halftime locker room with a 21-7 lead.

Michigan didn’t let up in the second half. After a quick three-and-out from Rutgers to begin the third quarter, the Wolverines needed only four plays to find the end zone again, this time on a five-yard rush from Walker. That scoring play was set up by Higdon, who scampered for 32 yards on the previous play.

The Scarlet Knights ended the Michigan run on the following possession, capping an 11-play drive with a two-yard touchdown run from Gus Edwards to make the score 28-14.

The Wolverines were on the move again before stalling outside the red zone. Hill appeared to convert a fourth-and-one, but Rutgers called a timeout before the snap, negating the play. Quinn Nordin went out to attempt a 37-yard field goal, but he missed wide right.

The defense picked the offense up, forcing a three-and-out after a strip-sack from Chase Winovich to end the third quarter. Once Michigan got the ball back on a punt, Higdon totaled 61 yards on consecutive running plays, the latter going 49 yards for the touchdown to cap the scoring at 35-14.



SCORE BY QUARTERS

	1	2	3	4	F
RUTGERS	0	7	7	0	14
MICHIGAN	0	21	7	7	35

SCORING SUMMARY

2nd Quarter

12:06 - MICH: Hill, Khalid 1 yd run (Nordin, Quinn kick), 13-80, 6:53

10:52 - RU: Grant, Janarion 65 yd run (Harte, Andrew kick), 3-75, 1:14

2:49 - MICH: Higdon, Karan 10 yd run (Nordin, Quinn kick), 8-77, 4:12

0:23 - MICH: Evans, Chris 20 yd pass from Peters, Brandon (Nordin, Quinn kick), 7-49, 1:26

3rd Quarter

11:30 - MICH: Walker, Kareem 5 yd run (Nordin, Quinn kick), 4-54, 1:47

7:01 - RU: Edwards, Gus 2 yd run (Harte, Andrew kick), 11-75, 4:29

4th Quarter

14:10 - MICH: Higdon, Karan 49 yd run (Nordin, Quinn kick), 2-61, 0:36

GAME STATISTICS

TEAM STATS	RU	MICH
FIRST DOWNS	9	25
RUSHES-YARDS (NET)	31-94	51-334
PASSING YDS (NET)	101	137
Passes Att-Comp-Int	16-8-0	20-13-1
TOTAL OFFENSE PLAYS-YARDS	47-195	71-471
Fumble Returns-Yards	0-0	0-0
Punt Returns-Yards	0-0	3-28
Kickoff Returns-Yards	3-61	3-59
Interception Returns-Yards	1-3	0-0
Punts (Number-Avg)	8-44.0	3-41.7
Fumbles-Lost	1-0	3-0
Penalties-Yards	3-20	3-25
Possession Time	23:16	36:44
Third-Down Conversions	3 of 11	3 of 9
Fourth-Down Conversions	0 of 0	1 of 2
Red-Zone Scores-Chances	1-1	4-5
Sacks By: Number-Yards	0-0	5-25

RUSHING: Rutgers-Grant, Janarion 5-71; Edwards, Gus 12-34; Martin, Robert 6-11; TEAM 1-minus 2; Rescigno, G. 7-minus 20.

Michigan-Higdon, Karan 18-158; Isaac, Ty 14-109; Walker, Kareem 6-34; Evans, Chris 5-29; McDoom, Eddie 1-9; Samuels, O. 3-7; Hill, Khalid 1-1; Peters, Brandon 1-minus 1; O’Korn, John 2-minus 12.

PASSING: Rutgers-Rescigno, G. 8-16-0-101. Michigan-Peters, Brandon 10-14-0-124; O’Korn, John 3-6-1-13.

RECEIVING: Rutgers-Washington, J. 2-33; Edwards, Gus 2-5; Hicks, Josh 1-28; Hayek, Hunter 1-21; Mitchell, Damon 1-8; Wormley, E. 1-6. Michigan-McKeon, Sean 3-31; McDoom, Eddie 2-4; Evans, Chris 1-20; Perry, Grant 1-15; Wheatley, T. 1-15; Gentry, Zach 1-12; Collins, Nico 1-12; Isaac, Ty 1-10; Poggi, Henry 1-10; Higdon, Karan 1-8.

GAME 9

MICHIGAN 33, MINNESOTA 10

What You Need to Know

» Karan Higdon tied a career-high with 200 rushing yards and two touchdowns. He became the first Michigan tailback since Mike Hart in 2004 to have two 200-yard rushing games in the same season.

» Chris Evans rushed for 191 yards and two touchdowns, breaking off touchdown runs of 60 and 67 yards. He averaged 14.7 yards per carry.

» Khaleke Hudson had 13 tackles (6.5 tackles for loss, the second-most in a single game in U-M history), two sacks and a forced fumble.

ANN ARBOR, Mich. -- Tailbacks Karan Higdon and Chris Evans combined for 391 rushing yards and four touchdowns to pace the Michigan football team past Minnesota, 33-10, at Michigan Stadium, keeping the Little Brown Jug in Ann Arbor for another year.

The game was delayed an hour due to heavy rain and storms in the area around kickoff, but the soggy conditions didn't slow down Michigan's running game. Behind an offensive line that opened up holes all night, Higdon (16 rushes, 200 yards, 2 TDs) and Evans (13 rushes, 191 yards, 2 TDs) ran wild on Minnesota defense, breaking off seven runs of 15-or-more yards. Higdon, who tied a career high set three weeks ago at Indiana, became the first Michigan tailback since Mike Hart in 2004 to have two 200-yard rushing games in the same season.

After coming in off the bench last week and performing well, Brandon Peters got the start on Saturday. He wasn't called into action much but was efficient when he was, going 8-of-13 for 56 yards and a touchdown.

The Michigan defense stood tall, holding Minnesota to 164 yards of total offense (36 yards in the second half). Khaleke Hudson was a one-man wrecking crew, tallying 13 tackles -- including 6.5 tackles for loss, the second-most for a single game in U-M history -- to go along with two sacks and one forced fumble. Devin Bush had nine tackles and Mike McCray had seven.

The Wolverines forced a Minnesota punt to start the game, but started inside their own 20-yard line. The field

Date: Nov. 4, 2017
Site: Ann Arbor, Mich. (Michigan Stadium)
Score: Michigan 33, Minnesota 10
Records: U-M (7-2, 5-2 B1G), MN (4-5, 1-5 B1G)
Attendance: 111,090
Television: FOX

switched quickly, as Higdon rumbled for 47 yards on the second play of the drive, putting Michigan on the 28-yard line. It appeared to be on the doorstep of the end zone after a Peters play-action pass to McDoom, but it was called back due to penalty. On the re-do from the 20-yard line, Peters rolled to his right and threw back left on a screen to Sean McKeon, who got an open lane to the end zone thanks to a punishing block from guard Ben Bredeson.

Minnesota responded with a 10-play drive, tying the score on a 10-yard rush from Rodney Smith.


But Michigan counter-punched right back on a long 77-yard touchdown run from Higdon, the team's longest of the season. The blocking made it happen, as Bredeson took out a lineman at the line of scrimmage and Khalid Hill neutralized a linebacker in the second level to open the hole. Quinn Nordin missed the extra point, however, making the score 13-7.

The two teams exchanged possessions until Chris Evans made it 20-7 on a 60-yard touchdown run of his own, running through and around three would-be tacklers on his way to the end zone. The Wolverines closed the first half averaging 15.6 yards per rush.

Defense turned into offense in the third quarter following a takeaway. Hudson made it happen off a blitz, who chased down Minnesota quarterback Demry Croft from behind, forcing a fumble that was recovered by Chase Winovich. With great starting field position, Michigan continued to feed Higdon and Evans, ending the nine-play drive with a five-yard touchdown run from Higdon to make the score 27-7.

Evans showed his big-play ability once again on the team's next possession, ripping off a 67-yard touchdown run that was reminiscent of his first-half one. He took the handoff up the middle, cut right, made the first man miss and was gone, breaking two more tackles on his way to the end zone. The Wolverines missed the two-point conversion, making the score 33-7.

Minnesota added a field goal with 1:55 left, closing the scoring at 33-10.



SCORE BY QUARTERS

	1	2	3	4	F
MINNESOTA	7	0	0	3	10
MICHIGAN	13	7	13	0	33

SCORING SUMMARY

1st Quarter

7:43 - MICH: McKeon, Sean 20 yd pass from Peters, Brandon (Nordin, Quinn kick), 7-83, 3:57

1:24 - MINN: Smith, Rodney 10 yd run (Carpenter,Emmit kick), 10-75, 6:19

0:58 - MICH: Higdon, Karan 77 yd run (Nordin, Quinn kick failed), 2-77, 0:26

2nd Quarter

7:00 - MICH: Evans, Chris 60 yd run (Nordin, Quinn kick), 4-91, 2:03

3rd Quarter

3:27 - MICH: Higdon, Karan 5 yd run (Nordin, Quinn kick), 9-46, 4:17

1:35 - MICH: Evans, Chris 67 yd run (Evans, Chris rush failed), 1-67, 0:13

4th Quarter

1:51 - MINN: Carpenter,Emmit 23 yd field goal, 12-62, 6:17

GAME STATISTICS

TEAM STATS	MINN	MICH
FIRST DOWNS	13	14
RUSHES-YARDS (NET)	44-90	37-371
PASSING YDS (NET)	74	56
Passes Att-Comp-Int	12-5-0	13-8-0
TOTAL OFFENSE PLAYS-YARDS	56-164	50-427
Fumble Returns-Yards	0-0	0-0
Punt Returns-Yards	1-0	5-39
Kickoff Returns-Yards	5-64	3-62
Interception Returns-Yards	0-0	0-0
Punts (Number-Avg)	8-48.5	5-40.8
Fumbles-Lost	3-1	0-0
Penalties-Yards	3-10	9-85
Possession Time	32:25	27:35
Third-Down Conversions	4 of 13	4 of 11
Fourth-Down Conversions	0 of 0	0 of 0
Red-Zone Scores-Chances	2-2	2-2
Sacks By: Number-Yards	3-23	5-46

RUSHING: Minnesota-Smith, Rodney 18-38; Femi-Cole, J 4-26; McCrary, Kobe 4-24; Howard, Phillip 4-8; TEAM 1-minus 1; Croft, Demry 13-minus 5. Michigan-Higdon, Karan 16-200; Evans, Chris 13-191; Hill, Khalid 1-1; McDoom, Eddie 1-1; Samuels, O. 3-1; Peters, Brandon 3-minus 23.

PASSING: Minnesota-Croft, Demry 5-12-0-74. Michigan-Peters, Brandon 8-13-0-56.

RECEIVING: Minnesota-Howard, Phillip 2-41; Smith, Rodney 2-4; Johnson, Tyler 1-29. Michigan-McKeon, Sean 3-30; Peoples-J, D. 2-18; Schoenle, Nate 1-8; Evans, Chris 1-0; Ways, Maurice 1-0.

GAME 10

#19 MICHIGAN 35, MARYLAND 10

What You Need to Know

- » Michigan scored three touchdowns in a three-minute stretch of the second quarter, and led 28-0 at halftime.
- » Chris Evans ran for 80 yards and two touchdowns, while Brandon Peters threw for 145 yards and two touchdowns.
- » Tyree Kinnel led the team with 10 tackles, while David Long and Khaleke Hudson each recorded interceptions.

COLLEGE PARK, Md. -- Sophomore Chris Evans ran for two touchdowns and sophomore Brandon Peters threw for two more to lead the No. 21-ranked University of Michigan football team to a 35-10 win over Maryland on Saturday (Nov. 11) at Maryland Stadium. The Wolverines scored three touchdowns in a three-minute stretch during the second quarter to blow the game open.

Evans continue to elude opposing defenses, rushing 15 times for 80 yards, while also adding 29 yards on two receptions. Junior Karan Higdon rushed 10 times for 50 yards before departing due to injury. Peters played a turnover-free game once again, going 9-of-18 for 145 yards with touchdown passes to tight ends Zach Gentry and Sean McKeon.

Junior Tyree Kinnel led the team with 10 tackles, while graduate student Maurice Hurst had nine.

After the two teams exchanged possessions to start the game, Michigan struck on its second. On a 3rd-and-7 from the Maryland 26, Peters found Gentry wide open for a 21-yard gain, giving the offense a first down at the five-yard line. Two plays later, fifth-year senior Henry Poggi, a Baltimore native, punched it in from two yards out, putting Michigan ahead 7-0.

The Wolverines took control of the game in the second quarter and didn't look back. On the offense's first play, Peters scrambled out of the pocket and dumped it off to Higdon, who cut to the other side of the field for a 35-yard gain, plus an extra 15 yards after Maryland was flagged for roughing the passer. Evans finished off the drive with four straight runs, leaping over the line for the score.

Date: Nov. 11, 2017
Site: College Park, Md. (Maryland Stadium)
Score: #21 Michigan 35, Maryland 10
Records: U-M (8-2, 5-2 B1G), MD (4-6, 2-5 B1G)
Attendance: 44,325
Television: BTN

Maryland went three-and-out on the next possession and attempted a fake punt from its own 30-yard line, but Michigan's punt team snuffed it out, giving the offense fantastic field position. One play later, Peters connected with a wide-open Gentry on a seam route down the middle of the field, who took it 33 yards for the touchdown.

The special teams unit made another big play two minutes later on a blocked punt from sophomore Josh Metellus. Sophomore Devin Gil recovered, putting Michigan at the 19-yard line. Higdon took the first play 16 yards, shedding three tackles, before Peters threw a three-yard touchdown pass to McKeon.

Down 28-0, the Terrapins looked like they would break the shutout, but their 11-play drive ended after quarterback Ryan Brand threw an interception in the end zone to sophomore David Long, who nearly took it all the way back. Despite the 80-yard return, the drive came up empty after freshman Quinn Nordin missed a 31-yard field goal. Michigan led 28-0 at the break.

Maryland held the ball for nearly 11 minutes in the third quarter and got to the one-yard line on its best possession, but the Wolverines stood tall. A 20-yard field goal by Hunter Darmstadter ended the shutout, though, bringing the score to 28-3. The Terrapins added a touchdown with 9:46 to play on a 10-yard pass from Brand to Taivon Jacobs, cutting the lead to 28-10.

With his team facing a 3rd-and-12 on their own side of the field and a likely punt back to Maryland, Peters swung momentum back to Michigan's side, checking down to Evans for a 20-yard gain and a first down. A defensive pass interference call -- again on third down -- moved the offense to the 33-yard line and Evans took control from there. On second down, he hurdled a would-be tackler for a 14-yard gain, then broke three tackles for a 17-yard touchdown run on the next play, capping the scoring at 35-10. Sophomore Khaleke Hudson got an interception on the next Maryland possession to seal the game.



SCORE BY QUARTERS

	1	2	3	4	F
#21 MICHIGAN	7	21	0	7	35
MARYLAND	0	0	3	7	10

SCORING SUMMARY

1st Quarter

6:11 - MICH: Poggi, Henry 2 yd run (Nordin, Quinn kick), 9-67, 4:04

2nd Quarter

12:21 - MICH: Evans, Chris 1 yd run (Nordin, Quinn kick), 5-66, 2:25

11:21 - MICH: Gentry, Zach 33 yd pass from Peters, Brandon (Nordin, Quinn kick), 1-33, 0:05

8:21 - MICH: McKeon, Sean 3 yd pass from Peters, Brandon (Nordin, Quinn kick), 2-19, 0:50

3rd Quarter

0:19 - UMD: Darmstadter, H. 20 yd field goal, 11-85, 5:06

4th Quarter

9:46 - UMD: Jacobs, T. 10 yd pass from Brand, R. (Darmstadter, H. kick), 11-75, 4:55

4:55 - MICH: Evans, Chris 17 yd run (Nordin, Quinn kick), 8-65, 4:51

GAME STATISTICS

TEAM STATS	MICH	UMD
FIRST DOWNS	16	15
RUSHES-YARDS (NET)	38-160	32-180
PASSING YDS (NET)	145	160
Passes Att-Comp-Int	18-9-0	38-18-2
TOTAL OFFENSE PLAYS-YARDS	56-305	70-340
Fumble Returns-Yards	0-0	0-0
Punt Returns-Yards	2-16	1-0
Kickoff Returns-Yards	2-31	6-117
Interception Returns-Yards	2-102	0-0
Punts (Number-Avg)	5-42.4	5-30.4
Fumbles-Lost	0-0	1-0
Penalties-Yards	1-10	7-59
Possession Time	27:38	32:22
Third-Down Conversions	4 of 11	3 of 16
Fourth-Down Conversions	0 of 0	3 of 4
Red-Zone Scores-Chances	4-6	2-3
Sacks By: Number-Yards	1-6	0-0

RUSHING: Michigan-Evans, Chris 15-80; Higdon, Karan 10-50; Walker, Kareem 7-23; Peters, Brandon 1-6; Poggi, Henry 1-2; Samuels, O. 1-2; TEAM 3-minus 3.
 Maryland-Harrison, L. 12-81; Johnson, T. 12-67; Brand, R. 5-31; Funk, J. 3-1.

PASSING: Michigan-Peters, Brandon 9-18-0-145.
 Maryland-Brand, R. 16-35-2-136; Moore, D. 1-1-0-21; Funk, J. 1-1-0-3; Harrison, L. 0-1-0-0.

RECEIVING: Michigan-Gentry, Zach 3-63; Higdon, Karan 2-48; Evans, Chris 2-29; McKeon, Sean 1-3; McDoom, Eddie 1-2.
 Maryland-Jacobs, T. 8-92; Moore, D. 5-37; Brand, R. 1-21; Davenport, J. 1-15; Johnson, T. 1-6; Veii, J. 1-3; Harrison, L. 1-minus 14.

GAME 11

Date: Nov. 18, 2017
Site: Madison, Wisc. (Camp Randall Stadium)
Score: #5 Wisconsin 24, #19 Michigan 10
Records: U-M (8-3, 5-3 B1G), UW (11-0, 8-0 B1G)
Attendance: 81,216
Television: FOX

#5 WISCONSIN 24, #19 MICHIGAN 10

What You Need to Know

- » Michigan held a 10-7 lead with 6:36 left in the third quarter, but Wisconsin reeled off two touch-downs in three minutes to take control.
- » Sophomore quarterback Brandon Peters went 9-of-18 for 157 yards before departing in the third quarter with an injury.
- » Sophomores Khaleke Hudson and Josh Metellus tied for the team lead with nine tackles.

MADISON, Wisc. -- The No. 19-ranked University of Michigan football team held a third-quarter lead but couldn't sustain it, falling to No. 5 Wisconsin, 24-10, on a chilly Saturday at Camp Randall Stadium.

The Wolverines led 10-7 midway through the third quarter and had all the momentum on defense until Wisconsin exploded for touchdowns on back-to-back possessions to take a 21-10 lead. In between those two touchdowns, sophomore quarterback Brandon Peters left the game due to injury and did not return. Prior to departing, Peters was having a solid day, going 9-of-18 for 157 yards.

As expected, the defenses dominated the first quarter, but it was Wisconsin's special teams that provided the first points of the game via a 50-yard punt return for a touchdown by Nick Nelson.


Two possessions later, it was Michigan with great field position thanks to its defense and special teams, starting on Wisconsin's 40-yard line. A 35-yard completion to a wide-open Zach Gentry put the offense at the five-yard line going in, but the Wolverines couldn't come away with points. Peters threw a perfect fade to Donovan Peoples-Jones, who caught it in the end zone, but landed with a foot out-of-bounds. The play stood after video review. It proved to be an early turning-point, as Peters fumbled to Wisconsin on the next play after attempting to extend the ball to the goal line.

The Wolverines responded beautifully, forcing Wisconsin to punt after a 3rd-and-14 completion from Alex Hornibrook to Danny Davis was overturned by replay. Peters took over and made three huge plays in the passing game to move the offense down the field, starting with a deep 48-yard completion to Peoples-Jones. Three plays later, on a 3rd-and-8 from the Wisconsin 34-yard line, Peters found nothing open down field and checked down to Chris Evans, who picked up 19 yards and a first down. Peters then threw a 14-yard strike to Sean McKeon that put Michigan on the one-yard line. Ben Mason rushed in on the next play, scoring his first career touchdown to even up the score with 2:20 left in the half.

The two teams exchanged possessions to start the second half, but Michigan seized momentum thanks to its defense and special teams. On the first play after punter Brad Robbins pinned Wisconsin back at its own 10-yard line, linebacker Devin Bush intercepted Hornibrook on the first play of the drive, turning the ball over to the offense with great field position at the Wisconsin 29-yard line. The Wolverines turned it into points and took the 10-7 lead on a 39-yard field from Quinn Nordin.

The Badgers jumped back in front on the next possession on a 24-yard pass from Hornibrook to A.J. Taylor, taking a 14-10 with 3:31 left in the third quarter. Michigan went three-and-out on the next possession, losing Peters to injury and punting to Wisconsin. The Badgers went up 21-10 on the ensuing drive on a 32-yard touchdown run from Kendrick Pryor.

Wisconsin added a 30-yard field goal from Rafael Gaglianone, going up 24-10 with 2:25 to play. With no timeouts, Michigan went hurry-up to try and close the gap, but turned the ball over on downs with 1:40 remaining.



SCORE BY QUARTERS

	1	2	3	4	F
#19 Michigan	0	7	3	0	10
#5 Wisconsin	7	0	14	3	24

SCORING SUMMARY

1st Quarter

1:15 - WIS: Nelson, Nick 50 yd punt return (Gaglianone, Rafael kick)

2nd Quarter

2:24 - MICH: Mason, Ben 1 yd run (Nordin, Quinn kick), 7-84, 3:34

3rd Quarter

6:36 - MICH: Nordin, Quinn 39 yd field goal, 5-8, 1:57

3:31 - WIS: Taylor, A.J. 24 yd pass from Hornibrook, Alex (Gaglianone, Rafael kick), 7-77, 3:01

0:24 - WIS: Pryor, Kendrick 32 yd run (Gaglianone, Rafael kick), 5-61, 1:42

4th Quarter

2:25 - WIS: Gaglianone, Rafael 30 yd field goal, 10-40, 5:17

GAME STATISTICS

TEAM STATS	MICH	WIS
FIRST DOWNS	13	14
RUSHES-YARDS (NET)	37-58	40-182
PASSING YDS (NET)	176	143
Passes Att-Comp-Int	26-11-0	19-9-1
TOTAL OFFENSE PLAYS-YARDS	63-234	59-325
Fumble Returns-Yards	0-0	0-0
Punt Returns-Yards	4-7	2-68
Kickoff Returns-Yards	2-37	3-45
Interception Returns-Yards	1-0	0-0
Punts (Number-Avg)	9-40.3	8-37.2
Fumbles-Lost	1-1	0-0
Penalties-Yards	4-28	4-35
Possession Time	28:15	31:45
Third-Down Conversions	5 of 17	5 of 15
Fourth-Down Conversions	0 of 1	0 of 0
Red-Zone Scores-Chances	2-3	2-3
Sacks By: Number-Yards	3-18	2-18

RUSHING:

MICH - Evans, Chris 11-25; Higdon, Karan 7-20; Peoples-J, D. 1-12; Hill, Khalid 2-7; McDoom, Eddie 1-3; O'Korn, John 3-2; Mason, Ben 1-1; TEAM 1-minus 1; Walker, Kareem 3-minus 4; Peters, Brandon 7-minus 7.
 WIS - Taylor, Jonathan 19-132; Pryor, Kendrick 3-38; Shaw, Bradrick 4-12; Groshek, G. 4-7; Ibrahim, Rachid 1-5; Ramesh, Austin 1-0; TEAM 3-minus 4; Hornibrook, Alex 5-minus 8.

PASSING:

MICH - Peters, Brandon 9-18-0-157; O'Korn, John 2-8-0-19. WIS - Hornibrook, Alex 9-19-1-143.

RECEIVING:

MICH - Peoples-J, D. 4-64; McKeon, Sean 2-23; Perry, Grant 2-13; Gentry, Zach 1-35; Hill, Khalid 1-22; Evans, Chris 1-19.

WIS - Taylor, A.J. 3-79; Fumagalli, Troy 3-38; Davis, Danny 1-27; Neuville, Z. 1-2; Taylor, J. 1-minus 3.

GAME 12

Date: Nov. 25, 2017
Site: Ann Arbor, Mich. (Michigan Stadium)
Score: #8 Ohio State 31, Michigan 20
Records: U-M (8-4, 5-4 B1G), OSU (10-2, 8-1 B1G)
Attendance: 112,028
Television: FOX

#8 OHIO STATE 31, MICHIGAN 20

What You Need to Know

» The Wolverines held leads of 14-0 and 20-14, but Ohio State scored 17 unanswered points to take control.
 » Chris Evans had 101 yards of total offense (67 rushing, 34 receiving), while Karan Higdon, Khalid Hill and Sean McKeon each had a touchdown.
 » Rashan Gary and Mike McCray tied for the team lead with 11 tackles each.

ANN ARBOR, Mich. -- The University of Michigan football team couldn't hold a two-touchdown lead in the first half, failing to No. 9 Ohio State, 31-20, in the regular-season finale on Saturday (Nov. 25) inside Michigan Stadium.

Senior John O'Korn started at quarterback, going 17-for-32 for 195 yards and one touchdown. Chris Evans saw plenty of action, accounting for 101 yards of total offense (67 rushing, 34 receiving -- leading the team in both), while Karan Higdon, Khalid Hill and Sean McKeon all had touchdowns.

The Michigan defense was led by sophomore Rashan Gary and senior Mike McCray, each of who tied for the team lead with 10 tackles.

After a pair of three-and-outs, the Wolverines were the first to break through thanks to some clutch plays from O'Korn. He started the game having missed on his first three attempts but was good on the fourth, throwing a dart down the seam to Zach Gentry for 27 yards on a 3rd-and-8. Facing a 3rd-and-11 in the red zone, O'Korn motioned Evans out wide and threw to it to him for a 13-yard gain, setting Michigan up at the two-yard line. It was Michigan's brand of smash mouth football, though, that led to the team's first points via a two-yard touchdown run from Hill.

Aiming to keep the wind at their back for a punt, Ohio State elected to call a timeout with two seconds left in the first quarter. It didn't matter, as Donovan

Peoples-Jones broke several tackles for a 42-yard return. After tacking on six more yards due to a defensive holding penalty, Michigan started at the Ohio State five-yard line and took advantage, going up 14-0 on a three-yard play-action touchdown pass from O'Korn to McKeon.

The Buckeyes responded in the second quarter. One play after Josh Metellus could've ended the drive with an interception in the red zone, quarterback J.T. Barrett escaped the pocket on third down and scored on a 21-yard scramble. Barrett threw a 25-yard touchdown pass to Marcus Baugh on Ohio State's next possession to tie the score up at 14-14 heading into halftime.

Halfway through the third quarter, O'Korn hit sophomore Keko Crawford on a screen pass that went for 43 yards, putting the Wolverines in scoring position once more. Higdon scored three plays later. The extra point was blocked, making the score 20-14.

Ohio State answered again, grabbing its first lead of the game, 21-20, on a one-yard touchdown run from J.K. Dobbins. That lead became 24-20 after a 44-yard field goal from Sean Nuernberger with 10:21 left to play in the game.

The Buckeyes had a chance to stretch the lead to a full touchdown, but Nuernberger missed from 43 yards out, turning the ball over to Michigan with 2:47 left in the game. O'Korn threw an interception to end the chance and Ohio State turned it into points, making it a two-possession game at 31-20 after a 25-yard touchdown run from Mike Weber.

Michigan finished the regular season with an 8-4 record and will play in a bowl game for the 46th time in program history. It will learn its destination next Sunday (Dec. 3) following the announcement of the College Football Playoff field.



SCORE BY QUARTERS

	1	2	3	4	F
#8 Ohio State	0	14	7	10	31
Michigan	7	7	6	0	20

SCORING SUMMARY

1st Quarter

6:02 - MICH: Hill, Khalid 2 yd run (Nordin, Quinn kick), 13-77, 5:46

2nd Quarter

14:57 - MICH: McKeon, Sean 3 yd pass from O'Korn, John (Nordin, Quinn kick), 2-5, 0:03

09:50 - OSU: Barrett, J.T. 21 yd run (Nuernberger, Sean kick), 11-75, 5:07

5:54 - OSU: Baugh, Marcus 25 yd pass from Barrett, J.T. (Nuernberger, Sean kick), 3-53, 1:07

3rd Quarter

7:07 - MICH: Higdon, Karan 2 yd run (Nordin, Quinn kick blocked), 4-51, 2:36

1:34 - OSU: Dobbins, J.K. 1 yd run (Nuernberger, Sean kick), 11-78, 5:33

4th Quarter

10:21 - OSU: Nuernberger, Sean 44 yd field goal, 10-47, 4:29

01:44 - OSU: Weber, Mike 25 yd run (Nuernberger, Sean kick), 3-66, 0:52

GAME STATISTICS

TEAM STATS	OSU	MICH
FIRST DOWNS	17	16
RUSHES-YARDS (NET)	48-226	36-100
PASSING YDS (NET)	124	195
Passes Att-Comp-Int	15-9-0	32-17-1
TOTAL OFFENSE PLAYS-YARDS	63-350	68-295
Fumble Returns-Yards	0-0	0-0
Punt Returns-Yards	3-27	3-54
Kickoff Returns-Yards	2-27	4-56
Interception Returns-Yards	1-11	0-0
Punts (Number-Avg)	6-45.0	7-41.1
Fumbles-Lost	1-0	1-0
Penalties-Yards	9-75	6-50
Possession Time	31:17	28:43
Third-Down Conversions	8 of 16	9 of 17
Fourth-Down Conversions	0 of 0	0 of 1
Red-Zone Scores-Chances	2-2	3-3
Sacks By: Number-Yards	5-43	3-13

RUSHING: Ohio State-Dobbins, J.K. 15-101; Barrett, J.T. 15-67; Weber, Mike 12-57; Haskins, Dwayne 3-24; Campbell, P. 1-minus 5; TEAM 2-minus 18.
 Michigan-Evans, Chris 11-67; Higdon, Karan 11-55; Hill, Khalid 5-11; Mason, Ben 1-2; O'Korn, John 8-minus 35.

PASSING: Ohio State-Barrett, J.T. 3-8-0-30; Haskins, Dwayne 6-7-0-94.
 Michigan-O'Korn, John 17-32-1-195.

RECEIVING: Ohio State-Campbell, P. 3-12; Hill, K.J. 2-53; Dobbins, J.K. 2-7; Mack, Austin 1-27; Baugh, Marcus 1-25.
 Michigan-Evans, Chris 5-34; Crawford, Keko 2-57; Gentry, Zach 2-32; McDoom, Eddie 2-28; McKeon, Sean 2-6; Harris, Drake 1-10; Hill, Khalid 1-10; Higdon, Karan 1-9; Perry, Grant 1-9.

GAME 13

Date: Jan. 1, 2018
Site: Tampa, Fla. (Raymond James Stadium)
Score: South Carolina 26, Michigan 19
Records: U-M (8-5, 5-4 B1G), USC (9-4, SEC)
Attendance: 45,687
Television: ESPN2

SOUTH CAROLINA 26, MICHIGAN 19

What You Need to Know

- » Kicker Quinn Nordin converted a Michigan bowl record field goal in the loss (35, 26, 45 and 48).
- » In his first career post-season start, Brandon Peters completed 20-of-44 passes for 186 yards.
- » Khaleke Hudson led the defense with 10 tackles, one sack and two pass breakups.
- » USC scored three straight touchdowns in the second half as U-M committed five second-half turnovers.

TAMPA, Fla. -- Five second-half turnovers were costly to Michigan as South Carolina scored 23 unanswered points in a 26-19 comeback victory in the Outback Bowl at Raymond James Stadium.

Michigan led, 16-3, late in the third quarter and had the ball inside USC's five-yard line before the troubles began with a fumble. While U-M extended its lead to 19-3, South Carolina took momentum and responded with touchdowns on three straight drives to complete the comeback.

Following a first-half defensive struggle, Michigan marched 66 yards on its first possession of the third quarter, scoring the game's first touchdown when Ben Mason bullied his way into the end zone from one yard out. The score gave U-M a 16-3 lead and forced the issue for a USC team that earned just 94 yards combined through its first eight drives of the game.

Noah Furbush then intercepted Jake Bentley on the next possession and returned the ball to USC's 27-yard line. Michigan couldn't capitalize as Karan Higdon fumbled on the four-yard line. The defense produced another three-and-out and the offense took over at USC's 32-yard line following a short punt. The offense stalled, but Quinn Nordin buried a 48-yarder, to make it 19-3 with 5:42 remaining in the third.

South Carolina began its comeback, driving into Michigan territory, and following a U-M personal foul, Rico Dowdle scampered into the end zone from 17 yards out; the two-point conversion attempt failed to make the score 19-9. Michigan then fumbled again, this time on a handoff exchange, and South Carolina took over at the U-M's 21-yard line. Just one play later, Bentley found Bryan Edwards for a leaping touchdown and the extra point made the score 19-16 entering the

fourth quarter.

USC then took its first lead of the game, 23-19, as Bentley found Shi Smith for a 53-yard scoring strike with 11:33 to play.

Michigan tried to answer and drove deep into South Carolina territory, but its third turnover of the second half was costly. Facing third-and-goal from the five-yard line, Brandon Peters scrambled to extend a play; his pass was intercepted by JaMarcus King in the end zone. The Wolverines forced a punt following the turnover but Donovan Peoples-Jones fumbled and the Gamecocks recovered on U-M's 14-yard line. The defense held USC to a field goal to keep the deficit within one score, 26-19, with 3:47 to play.

U-M wasn't able to answer as four straight incompletions gave the ball back to USC on the 25-yard line with 3:20 to play. USC lost six yards and missed a 48-yard field goal attempt, giving Michigan one last opportunity with 1:43 left.


Peters completed his first pass of the drive but, facing a fourth-and-one, was intercepted near midfield. USC ran out the clock for the victory.

Both teams' defenses exerted control from the outset but U-M benefited from a trio of USC miscues, two of them on special teams as U-M led throughout. With Michigan punting after its second possession, South Carolina misplayed a short kick and Ambry Thomas pounced on it to reclaim the ball at USC's 46-yard line. Michigan drove to the 17 before settling for a Nordin 35-yard field goal and a 3-0 lead.

On USC's ensuing possession, Bentley dropped a handoff and Chase Winovich recovered on the 31. The Wolverines again settled for a field goal, this time a 26-yarder from Nordin, to take a 6-0 lead.

South Carolina got on the board with 8:45 to play in the second quarter when Parker White connected from 44 yards out to make it a 6-3 game.

Another special teams miscue gave the Wolverines prime field position with 1:18 to go when the Gamecocks were called for a kick-catch interference penalty. U-M assumed possession at its 40-yard line and drove far enough for Nordin to connect from 45 yards out as time expired for a 9-3 halftime margin.



SCORE BY QUARTERS

	1	2	3	4	F
Michigan	6	3	10	0	19
South Carolina	0	3	13	10	26

SCORING SUMMARY

1st Quarter

3:42 - MICH: Nordin, Quinn 35 yd field goal, 8-29, 3:37

0:09 - MICH: Nordin, Quinn 26 yd field goal, 6-23, 2:16

2nd Quarter

8:45 - USC: Parker White 44 yd field goal, 5-45, 1:36

0:00 - MICH: Nordin, Quinn 45 yd field goal, 8-33, 1:18

3rd Quarter

9:56 - MICH: Mason, Ben 1 yd run (Nordin, Quinn kick), 7-72, 3:34

5:42 - MICH: Nordin, Quinn 48 yd field goal, 4-2, 1:10

2:25 - USC: Rico Dowdle 17 yd run (Jake Bentley pass failed), 6-77, 3:17

0:51 - USC: Bryan Edwards 21 yd pass from Jake Bentley (Parker White kick), 1-21, 0:06

4th Quarter

11:33 - USC: Shi Smith 53 yd pass from Jake Bentley (Parker White kick), 6-81, 2:12

3:47 - USC: Parker White 22 yd field goal, 4-9, 1:56

GAME STATISTICS

TEAM STATS	MICH	USC
FIRST DOWNS	17	13
RUSHES-YARDS (NET)	33-74	26-61
PASSING YDS (NET)	203	239
Passes Att-Comp-Int	45-21-2	32-19-1
TOTAL OFFENSE PLAYS-YARDS	78-277	58-300
Fumble Returns-Yards	2-0	3-0
Punt Returns-Yards	4-13	3-3
Kickoff Returns-Yards	2-34	4-45
Interception Returns-Yards	1-27	2-2
Punts (Number-Avg)	7-34.9	8-38.4
Fumbles-Lost	3-3	2-2
Penalties-Yards	6-40	7-68
Possession Time	34:17	25:43
Third-Down Conversions	2 of 17	2 of 14
Fourth-Down Conversions	1 of 3	0 of 0
Red-Zone Scores-Chances	3-5	2-2
Sacks By: Number-Yards	3-21	2-16

RUSHING: Michigan-Higdon, Karan 17-65; Evans, Chris 9-24; Mason, Ben 1-1; Peoples-Jones, D. 1-minus 5; Peters, Brandon 5-minus 11.
 South Carolina - Rico Dowdle 6-45; A.J. Turner 6-14; Ty'Son Williams 3-11; Mon Denson 1-4; Jake Bentley 6-minus 1; Hayden Hurst 2-minus 6; TEAM 2-minus 6.

PASSING: Michigan-Peters, Brandon 20-44-2-186; O'Korn, John 1-1-0-17.
 South Carolina-Jake Bentley 19-32-1-239.

RECEIVING: Michigan-Peoples-Jones, D. 6-58; Crawford, Kekoa 5-61; Gentry, Zach 2-27; McKeon, Sean 2-16; Collins, Nico 2-15; Evans, Chris 2-11; Higdon, Karan 1-11; Schoenle, Nate 1-4.
 South Carolina-Bryan Edwards 5-88; R. Davis 4-23; Shi Smith 3-59; Hayden Hurst 3-41; Rico Dowdle 3-32; Ty'Son Williams 1-minus 4.

2017 SCHEDULE AND RESULTS

DATE	RANK	OPPONENT	RESULT	TIME	TV	ATTEND.
Preseason	11					
Sept. 2	11 / 17	vs. Florida (Dallas, TX)	W, 33-17	3:41 p.m.	ABC	75,802
Sept. 9	8 / -	CINCINNATI	W, 36-14	12:06 p.m.	ABC	111,384
Sept. 16	7 / -	AIR FORCE	W, 29-13	12:01 p.m.	BTN	111,387
Sept. 23	8 / -	at Purdue*	W, 28-10	4:21 p.m.	FOX	60,042
Oct. 7	7 / -	MICHIGAN STATE*	L, 10-14	7:42 p.m.	ABC	112,432
Oct. 14	17 / -	at Indiana*	W, 27-20 1ot	12:06 p.m.	ABC	52,929
Oct. 21	19 / 2	at Penn State*	L, 13-42	7:42 p.m.	ABC	110,823
Oct. 28	- / -	RUTGERS* (HC)	W, 35-14	12:01 p.m.	BTN	111,213
Nov. 4	- / -	MINNESOTA*	W, 33-10	7:42 p.m.	FOX	111,090
Nov. 11	21 / -	at Maryland*	W, 35-10	3:42 p.m.	BTN	44,325
Nov. 18	19 / 5	at Wisconsin*	L, 10-24	12:05 p.m.	FOX	81,216
Nov. 25	- / 8	OHIO STATE*	L, 20-31	12:05 p.m.	FOX	112,028
Jan. 1	- / -	vs. South Carolina (Tampa, Fla.)	L, 19-26	12:03 p.m.	ESPN2	45,687

All Times Eastern / * Big Ten Games / Home Games Bold at Michigan Stadium
Rank (U-M / Opponent) from the Associated Press Top 25

2017 FINAL NATIONAL POLLS

Associated Press Top 25 (Jan. 9)

School	Record	Points	Previous
1. Alabama (57)	13-1	1521	4
2. Georgia	13-2	1454	3
3. Oklahoma	12-2	1374	2
4. Clemson	12-2	1292	1
5. Ohio State	12-2	1286	5
6. UCF (4)	13-0	1248	9
7. Wisconsin	13-1	1194	6
8. Penn State	11-2	1120	9
9. TCU	11-3	974	13
10. Auburn	10-4	917	7
11. Notre Dame	10-3	857	14
12. USC	11-3	839	8
13. Miami	10-3	769	11
14. Oklahoma State	10-3	758	17
15. Michigan State	10-3	705	18
16. Washington	10-3	668	12
17. Northwestern	10-3	528	20
18. LSU	9-4	368	16
19. Mississippi State	9-4	359	24
20. Stanford	9-5	336	15
21. South Florida	10-2	267	23
22. Boise State	11-3	251	25
23. NC State	9-4	232	NR
24. Virginia Tech	9-4	126	22
25. Memphis	10-3	119	19

Amway Coaches Top 25 (Jan. 9)

School	Record	Points	Previous
1. Alabama (62)	13-1	1550	4
2. Georgia	13-2	1485	3
3. Oklahoma	12-2	1414	2
4. Clemson	12-2	1329	1
5. Ohio State	12-2	1304	5
6. Wisconsin	13-1	1223	6
7. UCF	13-0	1202	10
8. Penn State	11-2	1134	9
9. TCU	11-3	1013	13
10. USC	11-3	904	7
11. Notre Dame	10-3	888	15
12. Auburn	10-4	885	8
13. Miami	10-3	769	11
14. Oklahoma State	10-3	757	17
15. Washington	10-3	706	12
16. Michigan State	10-3	682	19
17. Northwestern	10-3	543	20
18. LSU	9-4	424	14
19. Stanford	9-5	354	16
20. Mississippi State	9-4	349	23
21. South Florida	10-2	285	24
22. Boise State	11-3	242	25
23. NC State	9-4	198	NR
24. Memphis	10-3	149	18
25. Virginia Tech	9-4	96	22

Michigan in the Weekly National Polls

Date	AP	Coaches	CFP
Preseason	11	9	
Sept. 5	8	8	
Sept. 10	7	7	
Sept. 17	8	8	
Sept. 24	8	7	
Oct. 1	7	7	
Oct. 8	17	16	
Oct. 15	19	15	
Oct. 22	NR	25	
Oct. 29	NR	24	NR
Nov. 5	21	22	NR
Nov. 12	19	18	24
Nov. 19	NR	NR	NR
Nov. 26	NR	NR	NR
Dec. 3	NR	NR	NR
Final	NR	NR	

2017

TEAM STATISTICS

TEAM STATISTICS.....MICHIGAN OPPONENTS

SCORING.....	328.....	245
Points Per Game.....	25.2.....	18.8
Points Off Turnovers.....	49.....	58
FIRST DOWNS.....	227.....	179
Rushing.....	115.....	79
Passing.....	96.....	75
Penalty.....	16.....	25
RUSHING YARDAGE.....	2310.....	1572
Yards gained rushing.....	2691.....	2070
Yards lost rushing.....	381.....	498
Rushing Attempts.....	529.....	451
Average Per Rush.....	4.4.....	3.5
Average Per Game.....	177.7.....	120.9
TDs Rushing.....	26.....	16
PASSING YARDAGE.....	2226.....	1951
Comp-Att-Int.....	185-346-10.....	160-328-10
Average Per Pass.....	6.4.....	5.9
Average Per Catch.....	12.0.....	12.2
Average Per Game.....	171.2.....	150.1
TDs Passing.....	9.....	11
TOTAL OFFENSE.....	4536.....	3523
Total Plays.....	875.....	779
Average Per Play.....	5.2.....	4.5
Average Per Game.....	348.9.....	271.0
KICK RETURNS: #-Yards.....	31-577.....	37-555
PUNT RETURNS: #-Yards.....	42-328.....	22-198
INT RETURNS: #-Yards.....	10-206.....	10-147
KICK RETURN AVERAGE.....	18.6.....	15.0
PUNT RETURN AVERAGE.....	7.8.....	9.0
INT RETURN AVERAGE.....	20.6.....	14.7
FUMBLES-LOST.....	18-11.....	20-7
PENALTIES-Yards.....	86-743.....	70-599
Average Per Game.....	57.2.....	46.1
PUNTS-Yards.....	78-3085.....	97-4021
Average Per Punt.....	39.6.....	41.5
Net punt average.....	35.7.....	37.0
KICKOFFS-Yards.....	69-4331.....	54-3365
Average Per Kick.....	62.8.....	62.3
Net kick average.....	43.1.....	42.8
TIME OF POSSESSION/Game.....	31:57.....	28:03
3RD-DOWN Conversions.....	62/190.....	47/180
3rd-Down Pct.....	33%.....	26%
4TH-DOWN Conversions.....	9/16.....	5/11
4th-Down Pct.....	56%.....	45%
SACKS BY-Yards.....	42-285.....	36-264
MISC YARDS.....	40.....	0
TOUCHDOWNS SCORED.....	39.....	30
FIELD GOALS-ATTEMPTS.....	19-24.....	12-19
ON-SIDE KICKS.....	0-0.....	0-1
RED-ZONE SCORES.....	(37-44) 84%.....	(25-30) 83%
RED-ZONE TOUCHDOWNS.....	(23-44) 52%.....	(18-30) 60%
PAT-ATTEMPTS.....	(35-38) 92%.....	(29-29) 100%
ATTENDANCE.....	669534.....	349335
Games/Avg Per Game.....	6/111589.....	5/69867
Neutral Site Games.....	2/60744

SCORE BY QUARTERS	1st	2nd	3rd	4th	OT	Total
Michigan	66	108	83	64	7	328
Opponents	48	68	72	57	0	245

2017 BIG TEN STANDINGS

EAST DIVISION

Team.....	Big Ten.....	Overall
Ohio State.....	8-1.....	12-2
Penn State.....	7-2.....	11-2
Michigan State.....	7-2.....	10-3
Michigan	5-4	8-5
Rutgers.....	3-6.....	4-8
Indiana.....	2-7.....	5-7
Maryland.....	2-7.....	4-8

WEST DIVISION

Team.....	Big Ten.....	Overall
Wisconsin.....	9-0.....	13-1
Northwestern.....	7-2.....	10-3
Iowa.....	4-5.....	8-5
Purdue.....	4-5.....	7-6
Nebraska.....	3-6.....	4-8
Minnesota.....	2-7.....	5-7
Illinois.....	0-9.....	2-10

2017 BIG TEN BOWL AFFILIATIONS

Outback Bowl

South Carolina 26, Michigan 19
Jan. 1, 2018 • 12 p.m. ET • ESPN2 • Tampa, Fla.

Capital One Orange Bowl

Wisconsin 34, Miami (Fla.) 24
Dec. 30, 2017 • 8 p.m. ET • ESPN • Miami, Fla.

Fiesta Bowl

Penn State 35, Washington 28
Dec. 30, 2017 • 4 p.m. ET • ESPN • Glendale, Ariz.

Goodyear Cotton Bowl

Ohio State 24, Southern California 7
Dec. 29, 2017 • 8:30 p.m. ET • ESPN • Dallas, Texas

Franklin American Mortgage Music City Bowl

Northwestern 24, Kentucky 23
Dec. 29, 2017 • 4:30 p.m. ET • ESPN • Nashville, Tenn.

SDCCU Holiday Bowl

Michigan State 42, Washington State 17
Dec. 28, 2017 • 9 p.m. ET • FS1 • San Diego, Calif.

Foster Farms Bowl

Purdue 38, Arizona 35
Dec. 27, 2017 • 8:30 p.m. ET • FOX • Santa Clara, Calif.

New Era Pinstripe Bowl

Iowa 27, Boston College 20
Dec. 27, 2017 • 5:15 p.m. ET • ESPN • Bronx, N.Y.

2017

INDIVIDUAL STATISTICS

RUSHING	GP	Att	Gain	Loss	Net	Avg	TD	Long	Avg/G
Higdon, Karan	13	164	1006	12	994	6.1	11	77	76.5
Evans, Chris	13	135	741	56	685	5.1	6	67	52.7
Isaac, Ty	9	88	561	13	548	6.2	2	53	60.9
Walker, Kareem	5	20	75	7	68	3.4	1	16	13.6
Peoples-Jones, D.	13	4	62	5	57	14.2	0	44	4.4
McDoom, Eddie	12	8	43	0	43	5.4	0	12	3.6
Hill, Khalid	13	17	34	0	34	2.0	3	4	2.6
Samuels, O'Maury	9	8	14	1	13	1.6	0	3	1.4
Mason, Ben	13	3	4	0	4	1.3	2	2	0.3
Poggi, Henry	13	1	2	0	2	2.0	1	2	0.2
TEAM	7	6	0	7	-7	-1.2	0	0	-1.0
Peters, Brandon	6	17	24	60	-36	-2.1	0	6	-6.0
Speight, Wilton	4	14	21	62	-41	-2.9	0	8	-10.2
O'Korn, John	10	44	104	158	-54	-1.2	0	14	-5.4
Total	13	529	2691	381	2310	4.4	26	77	177.7
Opponents	13	451	2070	498	1572	3.5	16	69	120.9

PASSING	G	Effic	Cmp	Att	Int	Pct	Yds	TD	Lng	Avg/G
O'Korn, John	10	102.12	84	157	6	53.5	973	2	43	97.3
Peters, Brandon	6	113.56	57	108	2	52.8	672	4	48	112.0
Speight, Wilton	4	121.86	44	81	2	54.3	581	3	48	145.2
Total	13	110.31	185	346	10	53.5	2226	9	48	171.2
Opponents	13	103.71	160	328	10	48.8	1951	11	64	150.1

RECEIVING	G	No	Yds	Avg	TD	Long	Avg/G
McKeon, Sean	13	31	301	9.7	3	36	23.2
Perry, Grant	11	25	307	12.3	1	33	27.9
Peoples-Jones, D.	13	22	277	12.6	0	48	21.3
Gentry, Zach	13	17	303	17.8	2	36	23.3
Crawford, Kekoa	11	17	243	14.3	1	43	22.1
Evans, Chris	13	16	157	9.8	1	24	12.1
Black, Tarik	3	11	149	13.5	1	46	49.7
McDoom, Eddie	12	11	81	7.4	0	24	6.8
Higdon, Karan	13	8	131	16.4	0	35	10.1
Hill, Khalid	13	5	62	12.4	0	22	4.8
Schoenle, Nate	11	4	41	10.2	0	15	3.7
Collins, Nico	4	3	27	9.0	0	13	6.8
Wheatley, Tyrone	11	3	26	8.7	0	15	2.4
Isaac, Ty	9	3	16	5.3	0	10	1.8
Ways, Maurice	10	3	7	2.3	0	4	0.7
Eubanks, Nick	4	2	61	30.5	0	48	15.2
Poggi, Henry	13	2	21	10.5	0	11	1.6
Harris, Drake	5	1	10	10.0	0	10	2.0
Bunting, Ian	13	1	6	6.0	0	6	0.5
Total	13	185	2226	12.0	9	48	171.2
Opponents	13	160	1951	12.2	11	64	150.1

PUNT RETURNS	No	Yds	Avg	TD	Long
Peoples-Jones, D.	40	320	8.0	1	79
TEAM	1	0	0.0	0	0
Metellus, Josh	1	8	8.0	0	0
Total	42	328	7.8	1	79
Opponents	22	198	9.0	1	53

INTERCEPTIONS	No	Yds	Avg	TD	Long
Kinnel, Tyree	2	28	14.0	1	28
Long, David	2	105	52.5	0	80
Hill, Lavert	2	24	12.0	1	24
Hudson, Khaleke	2	22	11.0	0	22
Furbush, Noah	1	27	27.0	0	27
Bush, Devin	1	0	0.0	0	0
Total	10	206	20.6	2	80
Opponents	10	147	14.7	2	48

KICK RETURNS	No	Yds	Avg	TD	Long
Thomas, Ambry	20	396	19.8	0	43
Crawford, Kekoa	8	139	17.4	0	27
Hawkins, Brad	3	42	14.0	0	16
Total	31	577	18.6	0	43
Opponents	37	555	15.0	0	27

FUMBLE RETURNS	No	Yds	Avg	TD	Long
Furbush, Noah	0	0	0.0	1	0
Total	0	0	0.0	1	0
Opponents	3	0	0.0	0	0

----- PATs -----										
SCORING	TD	FGs	Kick	Rush	Rcv	Pass	DXP	Saf	Points	
Nordin, Quinn	0	19-24	35-38	0-0	0-0	0-0	0	0	92	
Higdon, Karan	11	0-0	0-0	0-0	0-0	0-0	0	0	66	
Evans, Chris	7	0-0	0-0	0-1	0-0	0-0	0	0	42	
Hill, Khalid	3	0-0	0-0	0-0	0-0	0-0	0	0	18	
McKeon, Sean	3	0-0	0-0	0-0	0-0	0-0	0	0	18	
Isaac, Ty	2	0-0	0-0	0-0	0-0	0-0	0	0	12	
Gentry, Zach	2	0-0	0-0	0-0	0-0	0-0	0	0	12	
Mason, Ben	2	0-0	0-0	0-0	0-0	0-0	0	0	12	
Poggi, Henry	1	0-0	0-0	0-0	0-0	0-0	0	0	6	
Black, Tarik	1	0-0	0-0	0-0	0-0	0-0	0	0	6	
Peoples-Jones, D.	1	0-0	0-0	0-0	0-0	0-0	0	0	6	
Perry, Grant	1	0-0	0-0	0-0	0-0	0-0	0	0	6	
Hill, Lavert	1	0-0	0-0	0-0	0-0	0-0	0	0	6	
Kinnel, Tyree	1	0-0	0-0	0-0	0-0	0-0	0	0	6	
Crawford, Kekoa	1	0-0	0-0	0-0	0-0	0-0	0	0	6	
Furbush, Noah	1	0-0	0-0	0-0	0-0	0-0	0	0	6	
Walker, Kareem	1	0-0	0-0	0-0	0-0	0-0	0	0	6	
TEAM	0	0-0	0-0	0-0	0-0	0-0	0	1	2	
Total	39	19-24	35-38	0-1	0-0	0-0	0	1	328	
Opponents	30	12-19	29-29	0-0	0-0	0-1	0	0	245	

2017

INDIVIDUAL STATISTICS

FIELD GOALSFGM-FGA..... Pct . 01-19.. 20-29.. 30-39 ...40-49....50-99 Lg ... Blk
 Nordin, Quinn 19-2479.2.....0-0..... 6-67-10 4-5 2-355 0

FG SEQUENCEMichigan **OPPONENTS**

vs. Florida(25),(55),(30),(50),52,32 (46),47
 Cincinnati(28),(24) 51
 Air Force(35),(26),(49),(29),(36) (37),(50),29
 at Purdue - (29)
 Michigan State(30) -
 at Indiana(40),(38) 51,(32),(46)
 at Penn State - -
 Rutgers 37 -
 Minnesota 49 (23)
 at Maryland 31 43,(20)
 at Wisconsin(39) (30)
 Ohio State - (44),43
 vs. South Carolina(35),(26),(45),(48) (44),(22),48
 Numbers in (parentheses) indicate field goal was made

PUNTING No. Yds Avg Long TB FC I20 50+ ... Blk

Robbins, Brad 64 2583 40.4 58 4 23 19 4 0
 Hart, Will 13 490 37.7 61 1 5 6 1 0
 TEAM 1 12 12.0 12 0 0 0 0 1
Total **78** **3085** **39.6** **61** **5** **28** **25** **5** **1**
Opponents **97** **4021** **41.5** **61** **5** **22** **21** **24** **1**

KICKOFFS No. Yds Avg TB OB Retn Net YdLn

Foug, James 69 4331 62.8 32 0 0 0 0 0
Total **69** **4331** **62.8** **32** **0** **555** **43.1** **21**
Opponents **54** **3365** **62.3** **19** **4** **577** **42.8** **22**

TOTAL OFFENSE G Plays Rush Pass Total Avg/G

Higdon, Karan 13 164 994 0 994 76.5
 O'Korn, John 10 201 -54 973 919 91.9
 Evans, Chris 13 135 685 0 685 52.7
 Peters, Brandon 6 125 -36 672 636 106.0
 Isaac, Ty 9 88 548 0 548 60.9
 Speight, Wilton 4 95 -41 581 540 135.0
 Walker, Kareem 5 20 68 0 68 13.6
 Peoples-Jones, D. 13 4 57 0 57 4.4
 McDoom, Eddie 12 8 43 0 43 3.6
 Hill, Khalid 13 17 34 0 34 2.6
 Samuels, O'Maury 9 8 13 0 13 1.4
 Mason, Ben 13 3 4 0 4 0.3
 Poggi, Henry 13 1 2 0 2 0.2
 TEAM 7 6 -7 0 -7 -1.0
Total **13** **875** **2310** **2226** **4536** **348.9**
Opponents **13** **779** **1572** **1951** **3523** **271.0**

ALL PURPOSE G Rush Rec PR KOR IR Tot Avg/G

Higdon, Karan 13 994 131 0 0 0 1125 86.5
 Evans, Chris 13 685 157 0 0 0 842 64.8
 Peoples-Jones, D. 13 57 277 320 0 0 654 50.3
 Isaac, Ty 9 548 16 0 0 0 564 62.7
 Thomas, Ambry 13 0 0 0 396 0 396 30.5
 Crawford, Kekoa 11 0 243 0 139 0 382 34.7
 Perry, Grant 11 0 307 0 0 0 307 27.9
 Gentry, Zach 13 0 303 0 0 0 303 23.3
 McKeon, Sean 13 0 301 0 0 0 301 23.2
 Black, Tarik 3 0 149 0 0 0 149 49.7
 McDoom, Eddie 12 43 81 0 0 0 124 10.3
 Long, David 13 0 0 0 105 0 105 8.1
 Hill, Khalid 13 34 62 0 0 0 96 7.4
 Walker, Kareem 5 68 0 0 0 0 68 13.6
 Eubanks, Nick 4 0 61 0 0 0 61 15.2
 Hawkins, Brad 12 0 0 0 42 0 42 3.5
 Schoenle, Nate 11 0 41 0 0 0 41 3.7
 Kinnel, Tyree 13 0 0 0 28 28 2.2
 Collins, Nico 4 0 27 0 0 0 27 6.8
 Furbush, Noah 13 0 0 0 0 27 27 2.1
 Wheatley, Tyrone 11 0 26 0 0 0 26 2.4
 Hill, Lavert 12 0 0 0 24 24 2.0
 Poggi, Henry 13 2 21 0 0 0 23 1.8
 Hudson, Khaleke 13 0 0 0 0 22 22 1.7
 Samuels, O'Maury 9 13 0 0 0 0 13 1.4
 Harris, Drake 5 0 10 0 0 0 10 2.0
 Metellus, Josh 13 0 0 8 0 0 8 0.6
 Ways, Maurice 10 0 7 0 0 0 7 0.7
 Bunting, Ian 13 0 6 0 0 0 6 0.5
 Mason, Ben 13 4 0 0 0 0 4 0.3
 TEAM 7 -7 0 0 0 0 -7 -1.0
 Peters, Brandon 6 -36 0 0 0 0 -36 -6.0
 Speight, Wilton 4 -41 0 0 0 0 -41 -10.2
 O'Korn, John 10 -54 0 0 0 0 -54 -5.4
Total **13** **2310** **2226** **328** **577** **206** **5647** **434.4**
Opponents **13** **1572** **1951** **198** **555** **147** **4423** **340.2**

2017

DEFENSIVE STATISTICS

No.	Name	G.	Solo	Asst.	Total	TFLs	Sacks	Int.	PBU	QBH	FR	FF	Blk Kick	Saf	High Game
10	Bush, Devin	13	38	64	102	95-45	50-39	1-0	8	1					12 vs. Air Force
9	McCray, Mike	13	46	38	84	170-70	50-29		1	5		1			11 vs. Air Force, Ohio State
7	Hudson, Khaleke	13	44	39	83	185-95	80-64	2-22	9	4		2			15 vs. Minnesota
15	Winovich, Chase	13	28	51	79	180-72	80-45			6	2-0	2			10 vs. Ohio State
23	Kinnel, Tyree	13	44	26	70	55-16	10-8	2-28	7						11 at Maryland
3	Gary, Rashan	13	24	42	66	120-56	60-37			7		1			11 vs. Ohio State
73	Hurst, Maurice	13	25	36	61	145-48	50-31		2	3		1	1		10 vs. Michigan State
14	Metellus, Josh	13	24	26	50	05-7			5			1	1		8 at Wisconsin
59	Furbush, Noah	13	13	17	30	25-12	10-7	1-27	1	2	2-0				6 vs. Michigan State
24	Hill, Lavert	12	15	10	25	50-15		2-24	7						6 at Penn State
28	Watson, Brandon	13	10	11	21	15-2			5	1					4 vs. Michigan State
22	Long, David	13	12	9	21	20-9	05-7	2-105	6						5 vs. Air Force
5	Solomon, Aubrey	13	6	12	18	20-5									4 at Wisconsin
29	Glasgow, Jordan	13	7	4	11				1						3 vs. Minnesota, at Wisconsin
90	Mone, Bryan	13		10	10	10-2			1						5 vs. Ohio State
26	Woods, J'Marick	12	4	5	9	05-1									5 vs. Ohio State
46	Wroblewski, M.	13	6	2	8							1			2 at Purdue, at Maryland
1	Thomas, Ambry	13	6	1	7	05-0					2-0	1			3 vs. Cincinnati
81	Schoenle, Nate	11	4	3	7										2 vs. Cincinnati, vs. S. Carolina
93	Marshall, Lawrence	11	1	4	5						1-0				2 vs. Cincinnati
36	Gil, Devin	13	2	3	5										1 on five occasions
11	Paye, Kwity	9		5	5	15-8	10-6								3 at Penn State
50	Dwumfour, Michael	9		4	4	10-4	05-2								2 at Penn State
12	Ross, Josh	12	3	1	4										1 on four occasions
27	Hewlett, Joe	10	3	1	4										2 at Maryland
35	Uche, Josh	10	3		3	10-10	10-10								2 vs. Florida
25	St-Juste, Ben	12	3		3										1 on three occasions
2	Kemp, Carlo	13	1	2	3					1					1 on three occasions
38	Wangler, Jared	13	3		3										1 on three occasions
19	Poggi, Henry	13	2		2										1 at Indiana, vs. S. Carolina
42	Mason, Ben	13	2		2										1 vs. Florida, at Indiana
13	McDoom, Eddie	12	1	1	2										1 at Penn State, at Wisconsin
20	Hawkins, Brad	12	1	1	2										1 at Penn State, at Maryland
16	Kelly-Powell, Jaylen	10	1	1	2										1 at Maryland, at Wisconsin
88	Perry, Grant	11	2		2										2 vs. Michigan State
9	Peoples-Jones, D.	13	1		1										1 vs. Ohio State
89	Bunting, Ian	13	1		1										1 vs. Ohio State
1	Crawford, Kekoa	11	1		1										1 at Purdue
83	Gentry, Zach	13	1		1										1 vs. Rutgers
31	Foug, James	13		1	1										1 at Maryland
TM	TEAM	7													1
Total		13	388	430	818	114-477	42-285	10-206	53	30	7-0	10	2	2	1
Opponents		13	550	334	884	830-376	36-264	10-147	34	20	11-0	12	2	2	1

2017

U-M SINGLE-GAME BESTS

INDIVIDUAL GAME HIGHS

Rushing Attempts: 25, Karan Higdon at Indiana (Oct. 14)
Rushing Yards: 200, Karan Higdon at Indiana (Oct. 14)
 200, Karan Higdon vs. Minnesota (Nov. 4)
Rushing TDs: 3, Karan Higdon at Indiana (Oct. 14)
Long Run: 77, Karan Higdon vs. Minnesota (Nov. 4)
Pass Attempts: 44, Brandon Peters vs. South Carolina (Jan. 1)
Pass Completions: 20, Brandon Peters vs. South Carolina (Jan. 1)
Passing Yards: 270, John O'Korn at Purdue (Sept. 23)
Passing TDs: 2, Wilton Speight vs. Cincinnati (Sept. 9)
 2, Brandon Peters at Maryland (Nov. 11)
Long Pass: 48, Wilton Speight vs. Florida (Sept. 2)
 48, Brandon Peters at Wisconsin (Nov. 18)
Receptions: 6, Donovan Peoples-Jones vs. South Carolina (Jan. 1)
Receiving Yards: 83, Tarik Black vs. Florida (Sept. 2)
 83, Kekoa Crawford vs. Cincinnati (Sept. 9)
Receiving TDs: 1, nine times
Long Reception: 48, Nick Eubanks vs. Florida (Sept. 2)
 48, Donovan Peoples-Jones at Wisconsin (Nov. 18)
Total Plays: 49, Brandon Peters vs. South Carolina (Jan. 1)
Total Offense: 270, John O'Korn at Purdue (Sept. 23)
All-Purpose Yards: 200, Karan Higdon at Indiana (Oct. 14)
 200, Karan Higdon vs. Minnesota (Nov. 4)
Points Kicking: 17, Quinn Nordin vs. Air Force (Sept. 16)
Field Goals Made: 5, Quinn Nordin vs. Air Force (Sept. 16) **
Field Goals Attempted: 6, Quinn Nordin vs. Florida (Sept. 2)
PATs Attempted: 5, Quinn Nordin vs. Rutgers (Oct. 28)
 5, Quinn Nordin at Maryland (Nov. 11)
PATs Made: 5, Quinn Nordin vs. Rutgers (Oct. 28)
 5, Quinn Nordin at Maryland (Nov. 11)
Long Field Goal: 55, Quinn Nordin vs. Florida (Sept. 2)
Punting Attempts: 7, Will Hart vs. Cincinnati (Sept. 9)
Punting Yards: 367, Brad Robbins at Indiana (Oct. 14)
Long Punt: 61, Will Hart vs. Cincinnati (Sept. 9)
Punting Average (min. 2 att.): 42.6, Brad Robbins vs. Michigan St (Oct. 7)
Punt Returns: 5, Donovan Peoples-Jones vs. Florida (Sept. 2)
 5, Donovan Peoples-Jones at Indiana (Oct. 14)
 5, Donovan Peoples-Jones vs. Minnesota (Nov. 4)
Punt Return Yards: 104, Donovan Peoples-Jones vs. Air Force (Sept. 16)
Long Punt Return: 79, Donovan Peoples-Jones vs. Air Force (Sept. 16)
Kickoff Returns: 4, Kekoa Crawford vs. Cincinnati (Sept. 9)
 4, Ambry Thomas vs. Ohio State (Nov. 25)
Kickoff Return Yards: 87, Ambry Thomas at Penn State (Oct. 21)
Long Kickoff Return: 43, Ambry Thomas at Penn State (Oct. 21)
Interceptions: 1, 10 times
Interception Yards: 80, David Long at Maryland (Nov. 11)
Tackles: 15, Khaleke Hudson vs. Minnesota (Nov. 4)
Tackles for Loss: 8, Khaleke Hudson vs. Minnesota (Nov. 4)
Sacks: 3, Khaleke Hudson vs. Minnesota (Nov. 4)
Pass Breakups: 3, Khaleke Hudson vs. Air Force (Sept. 16)

** denotes school-record-tying effort

TEAM GAME HIGHS

Rushing Attempts: 51 vs. Rutgers (Oct. 28)
Rushing Yards: 371 vs. Minnesota (Nov. 4)
Rushing TDs: 4 vs. Rutgers (Oct. 28)
 4 vs. Minnesota (Nov. 4)
Yards Per Rush: 10.0 vs. Minnesota (Nov. 4)
Passing Attempts: 45 vs. South Carolina (Jan. 1)
Passing Completions: 21 at Purdue (Sept. 23)
 21 vs. South Carolina (Jan. 1)
Passing Yards: 284 at Purdue (Sept. 23)
Passing TDs: 2 vs. Cincinnati (Sept. 9)
 2 at Maryland (Nov. 11)
Yards Per Completion: 9.7 vs. South Carolina (Jan. 1)
Total Plays: 78 vs. South Carolina (Jan. 1)
Total Yards: 471 vs. Rutgers (Oct. 28)
Yards Per Play: 8.5 vs. Minnesota (Nov. 4)
Points: 36 vs. Cincinnati (Sept. 9)
Touchdowns Scored: 5 vs. Rutgers (Oct. 28)
 5 vs. Minnesota (Nov. 4)
 5 at Maryland (Nov. 11)
Field Goals Attempted: 6 vs. Florida (Sept. 2)
Field Goals Made: 5 vs. Air Force (Sept. 16)
PATs Attempted: 5 vs. Rutgers (Oct. 28)
 5 at Maryland (Nov. 11)
PATs Made: 5 vs. Rutgers (Oct. 28)
 5 at Maryland (Nov. 11)
Punting Attempts: 9 at Indiana (Oct. 14)
 9 at Wisconsin (Nov. 18)
Punting Yards: 367 at Indiana (Oct. 14)
Long Punt: 61 vs. Cincinnati (Sept. 9)
Punting Average (min. 2 attempts): 42.6 vs. Michigan State (Oct. 7)
Punt Return Attempts: 5 vs. Florida (Sept. 2)
 5 at Indiana (Oct. 14)
 5 vs. Minnesota (Nov. 4)
Punt Return Yards: 104 vs. Air Force (Sept. 16)
Kickoff Return Attempts: 5 at Penn State (Oct. 21)
Kickoff Return Yards: 113 at Penn State (Oct. 21)
Interceptions: 2 vs. Cincinnati (Sept. 9)
 2 at Indiana (Oct. 14)
 2 at Maryland (Nov. 11)
Interception Yards: 102 at Maryland (Nov. 11)
Turnovers Gained: 3 vs. Florida (Sept. 2)
 3 vs. South Carolina (Jan. 1)
Turnovers Lost: 5 vs. Michigan State (Oct. 7)
 5 vs. South Carolina (Jan. 1)
Sacks: 6 vs. Florida (Sept. 2)
Sacks Against: 7 at Penn State (Oct. 21)
First Downs: 25 vs. Rutgers (Oct. 28)
Penalties: 16 at Indiana (Oct. 14)
Penalty Yards: 141 at Indiana (Oct. 14)

2017

OPP. SINGLE-GAME BESTS

INDIVIDUAL GAME HIGHS

Rushing Attempts: 26, Arion Worthman, Air Force (Sept. 16)
Rushing Yards: 132, Jonathan Taylor, Wisconsin (Nov. 18)
Rushing TDs: 3, Trace McSorley, Penn State (Oct. 21)
Long Rush: 69, Saquon Barkley, Penn State (Oct. 21)
Pass Attempts: 41, Peyton Ramsey, Indiana (Oct. 14)
Pass Completions: 20, Peyton Ramsey, Indiana (Oct. 14)
Passing Yards: 282, Trace McSorley, Penn State (Oct. 21)
Passing TDs: 2, Jake Bentley, South Carolina (Jan. 1)
Long Pass: 64, Arion Worthman, Air Force (Sept. 16)
Receptions: 8, Taivon Jacobs, Maryland (Nov. 11)
Receiving Yards: 115, DaeSean Hamilton, Penn State (Oct. 21)
Receiving TDs: 1, 11 times
Long Reception: 64, Ronald Cleveland, Air Force (Sept. 16)
Total Plays: 54, Peyton Ramsey, Indiana (Sept. 23)
Total Offense: 282, Trace McSorley, Penn State (Oct. 21)
All-Purpose Yards: 176, Saquon Barkley, Penn State (Oct. 21)
Points Kicking: 8, Griffin Oakes, Indiana (Oct. 14)
 8, Parker White, South Carolina (Jan. 1)
Field Goals Made: 2, Luke Strebel, Air Force (Sept. 16)
 2, Griffin Oakes, Indiana (Oct. 14)
 2, Parker White, South Carolina (Jan. 1)
Field Goals Attempted: 3, Luke Strebel, Air Force (Sept. 16)
 3, Griffin Oakes, Indiana (Oct. 14)
 3, Parker White, South Carolina (Jan. 1)
PATs Attempted: 6, Tyler Davis, Penn State (Oct. 21)
PATs Made: 6, Tyler Davis, Penn State (Oct. 21)
Long Field Goal: 50, Luke Strebel, Air Force (Sept. 16)
Punting Attempts: 11, Joe Schopper, Purdue (Sept. 23)
 11, J Hartbarger, Michigan State (Oct. 7)
Punting Yards: 439, Joe Schopper, Purdue (Sept. 23)
Long Punt: 61, Ryan Anderson, Rutgers (Oct. 28)
Punting Average (min. 2 att.): 54.7, Johnny Townsend, Florida (Sept. 2)
Punt Returns: 3, Devin Gray, Cincinnati (Sept. 9)
 3, J-Shun Harris, Indiana (Oct. 14)
 3, K.J. Hill, Ohio State (Nov. 25)
 3, Chris Lammons, South Carolina (Jan. 1)
Punt Return Yards: 74, J-Shun Harris, Indiana (Oct. 14)
Long Punt Return: 53, J-Shun Harris, Indiana (Oct. 14)
Kickoff Returns: 3, Tim McVey, Air Force (Sept. 16)
 3, Rodney Smith, Minnesota (Nov. 4)
 3, Javon Leake, Maryland (Nov. 11)
 3, Shi Smith, South Carolina (Jan. 1)
Kickoff Return Yards: 53, Javon Leake, Maryland (Nov. 11)
Long Kickoff Return: 27, Janarion Grant, Rutgers (Oct. 28)
Interceptions: 2, David Dowell, Michigan State (Oct. 7)
Interception Yards: 48, Duke Dawson, Florida (Sept. 2)
Tackles: 13, Chase Dutra, Indiana (Oct. 14)
 13, Jason Cabina, Penn State (Oct. 21)
 13, TJ Brunson, South Carolina (Jan. 1)
Tackles for Loss: 3, Gelen Robinson, Purdue (Sept. 23)
 3, Kenny Willekes, Michigan State (Oct. 7)
Tackles for Loss Yardage: 27, Sam Hubbard, Ohio State (Nov. 25)
Sacks: 2.5, Sam Hubbard, Ohio State (Nov. 25)
Sack Yardage: 27, Sam Hubbard, Ohio State (Nov. 25)
Pass Breakups: 3, Chris Lammons, South Carolina (Jan. 1)

TEAM GAME HIGHS

Rushing Attempts: 49, Air Force (Sept. 16)
Rushing Yards: 226, Ohio State (Nov. 25)
Rushing TDs: 5, Penn State (Oct. 21)
Yards Per Rush: 6.4, Penn State (Oct. 21)
Passing Attempts: 43, Indiana (Oct. 14)
Passing Completions: 21, Indiana (Oct. 14)
Passing Yards: 282, Penn State (Oct. 21)
Passing TDs: 2, South Carolina (Jan. 1)
Yards Per Completion: 12.6, South Carolina (Jan. 1)
Total Plays: 72, Indiana (Oct. 14)
Total Yards: 506, Penn State (Oct. 21)
Yards Per Play: 8.3, Penn State (Oct. 21)
Points: 42, Penn State (Oct. 21)
Touchdowns Scored: 6, Penn State (Oct. 21)
Field Goals Attempted: 3, Air Force (Sept. 16)
 3, Indiana (Oct. 14)
 3, South Carolina (Jan. 1)
Field Goals Made: 2, Air Force (Sept. 16)
 2, Indiana (Oct. 14)
 2, South Carolina (Jan. 1)
PATs Attempted: 6, Penn State (Oct. 21)
PATs Made: 6, Penn State (Oct. 21)
Punting Attempts: 11, Purdue (Sept. 23)
 11, Michigan State (Oct. 7)
Punting Yards: 439, Purdue (Sept. 23)
Long Punt: 61, Rutgers (Oct. 28)
Punting Average (min 2 attempts): 54.7, Florida (Sept. 2)
Punt Return Attempts: 3, Cincinnati (Sept 9)
 3, Indiana (Oct. 14)
 3, Ohio State (Nov. 25)
 3, South Carolina (Jan. 1)
Punt Return Yards: 74, Indiana (Oct. 14)
Kickoff Return Attempts: 6, Maryland (Nov. 11)
Kickoff Return Yards: 117, Maryland (Nov. 11)
Interceptions: 3, Michigan State (Oct. 7)
Interception Yards: 89, Florida (Sept. 2)
Turnovers Gained: 5, Michigan State (Oct. 7)
 5, South Carolina (Jan. 1)
Turnovers Lost: 3, Florida (Sept. 2)
 3, South Carolina (Jan. 1)
Sacks: 7, Penn State (Oct. 21)
Sacks Against: 6, Florida (Sept. 2)
First Downs: 25, Penn State (Oct. 21)
Penalties: 11, Michigan State (Oct. 7)
Penalty Yards: 82, Purdue (Sept. 23)

2017

SCORING DRIVES

MICHIGAN SCORING DRIVES

OPPONENT	PLAYS	YARDS	TOP	RESULT	QTR	PLAY
vs. Florida	14	68	6:59	FG	1	Quinn Nordin 25-yd field goal
vs. Florida	3	75	0:43	TD	1	Tarik Black 46-yd pass from Wilton Speight (Quinn Nordin kick)
vs. Florida	5	33	2:42	FG	2	Quinn Nordin 55-yd field goal
vs. Florida	10	75	3:13	TD	3	Karan Higdon 3-yd run (Quinn Nordin kick)
vs. Florida	4	4	0:42	FG	3	Quinn Nordin 30-yd field goal
vs. Florida	4	5	1:09	FG	3	Quinn Nordin 50-yd field goal
vs. Florida	-	-	-	TD	4	Noah Furbush 0-yd fumble recovery (Quinn Nordin kick)
Cincinnati	7	80	3:06	TD	1	Kekoa Crawford 43-yd pass from Wilton Speight (Quinn Nordin kick)
Cincinnati	-	-	-	TD	1	Tyree Kinnel 28-yd interception return (Quinn Nordin kick)
Cincinnati	9	60	3:10	FG	2	Quinn Nordin 28 yd field goal
Cincinnati	7	80	2:08	TD	3	Grant Perry 33-yd pass from Wilton Speight (Quinn Nordin kick)
Cincinnati	9	81	4:13	FG	4	Quinn Nordin 24-yd field goal
Cincinnati	-	-	-	Saf	4	Team Safety
Cincinnati	-	-	-	TD	4	Lavert Hill 24-yd interception return (Quinn Nordin kick)
Air Force	11	58	4:09	FG	1	Quinn Nordin 35-yd field goal
Air Force	8	77	3:14	FG	2	Quinn Nordin 26 yd field goal
Air Force	6	9	3:18	FG	2	Quinn Nordin 49-yd field goal
Air Force	-	-	-	TD	3	Donovan Peoples-Jones 79-yd punt return (Quinn Nordin kick)
Air Force	11	32	5:22	FG	3	Quinn Nordin 29-yd field goal
Air Force	8	28	1:58	FG	4	Quinn Nordin 36-yd field goal
Air Force	9	73	3:48	TD	4	Karan Higdon 36-yd run (Quinn Nordin kick)
at Purdue	13	84	6:36	TD	2	Zach Gentry 12-yd pass from John O'Korn (Quinn Nordin kick)
at Purdue	11	86	5:20	TD	3	Chris Evans 10-yd run (Quinn Nordin kick)
at Purdue	9	65	5:29	TD	4	Ty Isaac 1-yd run (Quinn Nordin kick)
at Purdue	5	76	2:53	TD	4	Chris Evans 49-yd run (Quinn Nordin kick)
Michigan State	16	14	6:56	FG	1	Quinn Nordin 30-yd field goal
Michigan State	4	33	1:41	TD	3	Khalid Hill 1-yd run (Quinn Nordin kick)
at Indiana	13	49	6:17	FG	1	Quinn Nordin 40-yd field goal
at Indiana	4	7	2:06	FG	2	Quinn Nordin 38-yd field goal
at Indiana	7	80	2:46	TD	2	Karan Higdon 12-yd run (Quinn Nordin kick)
at Indiana	5	84	2:08	TD	4	Karan Higdon 59-yd run (Quinn Nordin kick)
at Indiana	1	25	0:00	TD	OT	Karan Higdon 25-yd run (Quinn Nordin kick)
at Penn State	11	59	5:28	TD	2	Karan Higdon 1-yd run (Quinn Nordin kick failed)
at Penn State	8	76	3:20	TD	2	Ty Isaac 6-yd run (Quinn Nordin kick)
Rutgers	13	80	6:53	TD	2	Khalid Hill 1-yd run (Quinn Nordin kick)
Rutgers	8	77	4:12	TD	2	Karan Higdon 10-yd run (Quinn Nordin kick)
Rutgers	7	49	1:26	TD	2	Chris Evans 20-yd pass from Brandon Peters (Quinn Nordin kick)
Rutgers	4	54	1:47	TD	3	Kareem Walker 5-yd run (Quinn Nordin kick)
Rutgers	2	61	0:36	TD	4	Karan Higdon 49-yd run (Quinn Nordin kick)
Minnesota	7	83	3:57	TD	1	Sean McKeon 20-yd pass from Brandon Peters (Quinn Nordin kick)
Minnesota	2	77	0:26	TD	1	Karan Higdon 77-yd run (Quinn Nordin kick failed)
Minnesota	4	91	2:03	TD	2	Chris Evans 60-yd run (Quinn Nordin kick)
Minnesota	9	46	4:17	TD	3	Karan Higdon 5-yd run (Quinn Nordin kick)
Minnesota	1	67	0:13	TD	3	Chris Evans 67-yd run (Chris Evans rush failed)
at Maryland	9	67	4:04	TD	1	Henry Poggi 2-yd run (Quinn Nordin kick)
at Maryland	5	66	2:25	TD	2	Chris Evans 1-yd run (Quinn Nordin kick)
at Maryland	1	33	0:05	TD	2	Zach Gentry 33-yd pass from Brandon Peters (Quinn Nordin kick)
at Maryland	2	19	0:50	TD	2	Sean McKeon 3-yard pass from Brandon Peters (Quinn Nordin kick)
at Maryland	8	65	4:51	TD	4	Chris Evans 17-yd run (Quinn Nordin kick)
at Wisconsin	7	84	3:34	TD	2	Ben Mason 1-yd run (Quinn Nordin kick)
at Wisconsin	5	8	1:57	FG	3	Quinn Nordin 39-yard field goal
Ohio State	13	77	5:46	TD	1	Khalid Hill 2-yd run (Quinn Nordin kick)
Ohio State	2	5	0:03	TD	2	Sean McKeon 3-yard pass from John O'Korn (Quinn Nordin kick)
Ohio State	4	51	2:36	TD	3	Karan Higdon 2-yd run (Quinn Nordin kick blocked)
vs. South Carolina	8	29	3:37	FG	1	Quinn Nordin 35-yard field goal
vs. South Carolina	6	23	2:16	FG	1	Quinn Nordin 26-yard field goal
vs. South Carolina	8	33	1:18	FG	2	Quinn Nordin 45-yard field goal
vs. South Carolina	7	72	3:34	TD	3	Ben Mason 1-yard run (Quinn Nordin kick)
vs. South Carolina	4	2	1:10	FG	3	Quinn Nordin 48-yard field goal

MICHIGAN OFFENSIVE SCORING DRIVE ANALYSIS

Category	Minus	0-9	10-19	20-29	30-39	40-49	50-59	60-69	70-79	80-89	90-99
Michigan TD	-	1	1	1	2	2	3	6	9	9	1
Michigan FG	-	6	1	3	3	1	1	2	1	1	0

LONGEST DRIVES

Plays: 14, vs. Florida (Sept. 2, 2017) / **Yards:** 91, vs. Minnesota (Nov. 4, 2017) / **Time of Possession:** 6:59, vs. Florida (Sept. 2, 2017)

OPPONENT SCORING DRIVES

OPPONENT	PLAYS	YARDS	TOP	RESULT	QTR	PLAY
vs. Florida	6	46	2:34	FG	1	Eddy Pinero 46-yd field goal
vs. Florida	-	-	-	TD	2	Duke Dawson 48-yd interception return (E. Pinero kick)
vs. Florida	-	-	-	TD	2	CJ Henderson 41-yd interception return (E. Pinero kick)
Cincinnati	9	38	3:06	TD	1	Mike Boone 1-yd run (Josh Pasley kick)
Cincinnati	10	85	3:45	TD	3	Kahlil Lewis 10-yd pass from Hayden Moore (Josh Pasley kick)
Air Force	12	24	4:09	FG	1	Luke Strebel 37-yd field goal
Air Force	8	77	3:14	FG	2	Luke Strebel 50-yd field goal
Air Force	4	75	1:57	TD	3	Ronald Cleveland 64-yd pass from Arion Worthman (Luke Strebel kick)
at Purdue	5	75	1:49	TD	2	Brycen Hopkins 10-yd pass from Elijah Sindelar (J.D. Dellinger kick)
at Purdue	6	16	2:11	FG	2	J.D. Dellinger 29-yd field goal
Michigan State	6	46	2:49	TD	1	Brian Lewerke 14-yd run (Matt Coughlin kick)
Michigan State	9	83	3:45	TD	2	Madre London 16-yd pass from Brain Lewerke (Matt Coughlin kick)
at Indiana	11	61	3:21	FG	2	Griffin Oakes 32-yd field goal
at Indiana	6	64	1:24	TD	3	Morgan Ellison 8-yd run (Griffin Oakes kick)
at Indiana	6	20	0:39	TD	4	Whop Philyor 8-yd pass from Peyton Ramsey (Griffin Oakes kick)
at Indiana	6	42	1:05	FG	4	Griffin Oakes 46-yd field goal
at Penn State	2	75	0:43	TD	1	Saquon Barkley 69-yd run (Tyler Davis kick)
at Penn State	4	78	2:05	TD	1	Saquon Barkley 15-yd run (Tyler Davis kick)
at Penn State	7	75	0:52	TD	2	Trace McSorley 3-yd run (Tyler Davis kick)
at Penn State	9	80	5:24	TD	3	Trace McSorley 13-yd run (Tyler Davis kick)
at Penn State	2	46	0:32	TD	4	Saquon Barkley 42-yd pass from Trace McSorley (Tyler Davis kick)
at Penn State	4	48	1:57	TD	4	Trace McSorley 9-yd run (Tyler Davis kick)
Rutgers	3	75	1:14	TD	2	Janarion Grant 65-yd run (Andrew Harte kick)
Rutgers	11	75	4:29	TD	3	Gus Edwards 2-yd run (Andrew Harte kick)
Minnesota	10	75	6:19	TD	1	Rodney Smith 10-yd run (Carpenter, Emmitt kick)
Minnesota	12	62	6:17	FG	4	Emmitt Carpenter 23-yd field goal
at Maryland	11	85	5:06	FG	3	Henry Darmstader 20-yd field goal
at Maryland	11	75	4:55	TD	4	Taivon Jacobs 10-yd pass from Ryan Brand (Henry Darmstader kick)
at Wisconsin	-	-	-	TD	1	Nick Nelson 50-yd punt return (Rafael Gaglianone kick)
at Wisconsin	7	77	3:01	TD	3	A.J. Taylor 24-yd pass from Alex Hornibrook (Rafael Gaglianone kick)
at Wisconsin	5	61	1:42	TD	3	Kendric Pryor 32-yd run (Rafael Gaglianone kick)
at Wisconsin	10	40	5:17	FG	4	Rafael Gaglianone 30-yd field goal
Ohio State	11	75	5:07	TD	2	J.T. Barrett 21-yd run (Sean Nuernberger kick)
Ohio State	3	53	1:07	TD	2	Marcus Baugh 25-yd pass from J.T. Barrett (Sean Nuernberger kick)
Ohio State	11	78	5:33	TD	3	J.K. Dobbins 1-yd run (Sean Nuernberger kick)
Ohio State	10	47	4:29	FG	4	Sean Nuernberger 44-yd field goal
Ohio State	3	66	0:52	TD	4	Mike Weber 25-yd run (Sean Nuernberger kick)
vs. South Carolina	5	45	1:36	FG	2	Parker White 44-yard field goal
vs. South Carolina	6	77	3:17	TD	3	Rico Dowdle 17-yard run (Jake Bentley pass failed)
vs. South Carolina	1	21	0:06	TD	3	Bryan Edwards 21-yard pass from Jake Bentley (Parker White kick)
vs. South Carolina	6	81	2:12	TD	4	Shi Smith 53-yard pass from Jake Bentley (Parker White kick)
vs. South Carolina	4	9	1:56	FG	4	Parker White 22-yard field goal

OPPONENT OFFENSIVE SCORING DRIVE ANALYSIS

Category	Minus	0-9	10-19	20-29	30-39	40-49	50-59	60-69	70-79	80-89	90-99
Opponent TD	0	0	0	2	1	3	1	3	13	4	0
Opponent FG	0	1	1	1	0	5	0	2	1	1	0

LONGEST DRIVES

Plays: 12, vs. Air Force (Sept. 16); 12 vs. Minnesota (Nov. 4) / **Yards:** 85, vs. Cincinnati (Sept. 9); 85 at Maryland (Nov. 11) /

Time of Possession: 6:19, vs. Minnesota (Nov. 4)

2017

20-YARD-PLUS PLAYS

Yards	Type	Player(s)	Opponent
20	Pass	Wilton Speight to Keko Crawford	Cincinnati
20	Pass	Brandon Peters to Chris Evans	Rutgers
20	Pass	Brandon Peters to Sean McKeon	Minnesota
20	Pass	Brandon Peters to Chris Evans	Maryland
20	KR	Ambry Thomas	South Carolina
21	Rush	Ty Isaac	Rutgers
21	Pass	Brandon Peters to Zach Gentry	Maryland
22	Rush	Ty Isaac	Florida
22	Pass	John O'Korn to Grant Perry	Penn State
22	IR	Khaleke Hudson	Maryland
22	Rush	Karan Higdon	Ohio State
22	Pass	Brandon Peters to Khalid Hill	at Wisconsin
23	Pass	John O'Korn to Sean McKeon	Purdue
23	Pass	John O'Korn to Keko Crawford	Penn State
24	Pass	Wilton Speight to Tarik Black	Air Force
24	IR	Lavert Hill	Cincinnati
24	Pass	John O'Korn to Chris Evans	Purdue
24	Pass	John O'Korn to Keko Crawford	Penn State
24	Pass	John O'Korn to Grant Perry	Penn State
24	Rush	Chris Evans	Ohio State
24	Pass	John O'Korn to Eddie McDoom	Ohio State
25	PR	Donovan Peoples-Jones	Air Force
25	Pass	John O'Korn to Zach Gentry	Purdue
25	Rush	Karan Higdon	Indiana
25	IR	David Long	Penn State
26	Rush	Ty Isaac	Air Force
27	KR	Keko Crawford	Cincinnati
27	KR	Ambry Thomas	Minnesota
27	Pass	John O'Korn to Zach Gentry	Ohio State
27	Pass	Brandon Peters to Keko Crawford	South Carolina
27	IR	Noah Furbush	South Carolina
28	Pass	Wilton Speight to Grant Perry	Florida
28	IR	Tyree Kinnel	Cincinnati
28	KR	Ambry Thomas	at Wisconsin
29	Rush	Chris Evans	Florida
29	KR	Ambry Thomas	Penn State
30	Pass	Wilton Speight to Zach Gentry	Air Force
30	Pass	John O'Korn to Sean McKeon	Purdue
30	KR	Ambry Thomas	MSU
32	Rush	Ty Isaac	Air Force
32	Rush	Karan Higdon	Rutgers
32	KR	Ambry Thomas	Rutgers
33	Pass	Wilton Speight to Grant Perry	Cincinnati
33	Pass	Brandon Peters to Zach Gentry	Maryland
35	BL FG	Lavert Hill	Indiana
35	Pass	Brandon Peters to Karan Higdon	Maryland
35	Pass	Brandon Peters to Zach Gentry	at Wisconsin
36	Pass	Wilton Speight to Zach Gentry	Cincinnati
36	Rush	Ty Isaac	Florida
36	Rush	Karan Higdon	Air Force
36	Pass	John O'Korn to Sean McKeon	MSU
37	Pass	John O'Korn to Tarik Black	Florida
37	Pass	Wilton Speight to Donovan Peoples-Jones	Air Force
42	PR	Donovan Peoples-Jones	Ohio State
43	Pass	Wilton Speight to Keko Crawford	Cincinnati
43	KR	Ambry Thomas	Penn State
43	Pass	John O'Korn to Keko Crawford	Ohio State
44	Rush	Donovan Peoples-Jones	Cincinnati
46	Pass	Wilton Speight to Tarik Black	Florida
47	Rush	Karan Higdon	Minnesota
48	Pass	Wilton Speight to Nick Eubanks	Florida
48	Pass	Brandon Peters to Donovan Peoples-Jones	at Wisconsin
49	Rush	Chris Evans	Purdue
49	Rush	Karan Higdon	Rutgers
53	Rush	Ty Isaac	Cincinnati
59	Rush	Karan Higdon	Indiana

Yards	Type	Player(s)	Opponent
60	Rush	Chris Evans	Minnesota
67	Rush	Chris Evans	Minnesota
77	Rush	Karan Higdon	Minnesota
79	PR	Donovan Peoples-Jones	Air Force
80	IR	David Long	Maryland

Bold indicates TOUCHDOWN

PLAYS BY GAME

vs. Florida.....	7 (3 Rushing, 4 Passing)
Cincinnati.....	9 (2 Rushing, 4 Passing, 1 Kick Return, 2 Interceptions)
Air Force.....	8 (3 Rushing, 3 Passing, 2 Punt Returns)
at Purdue.....	5 (1 Rushing, 4 Passing)
Michigan State.....	2 (1 Rushing, 1 Kick Return)
at Indiana.....	3 (2 Rushing, 1 Blocked Field Goal Return)
at Penn State.....	7 (4 Passing, 2 Kick Returns, 1 Interception)
Rutgers.....	5 (3 Rushing, 1 Passing, 1 Kick Return)
Minnesota.....	6 (4 Rushing, 2 Passing, 1 Kick Return)
at Maryland.....	6 (4 Passing, 2 Interception Returns)
at Wisconsin.....	4 (3 Passing, 1 Kick Return)
Ohio State.....	6 (3 Passing, 2 Rushing, 1 Punt Return)
vs. South Carolina... 3 (1 Passing, 1 Kick Return, 1 Interception)	

PLAYS BY PLAYER

Player	No (Type)
Karan Higdon.....	9 (8 Rushing, 1 Receiving)
Chris Evans.....	8 (5 Rushing, 3 Receiving)
Ty Isaac.....	6 (6 Rushing)
Zach Gentry.....	7 (7 Receiving)
Keko Crawford.....	7 (6 Receiving, 1 Kick Return)
Ambry Thomas.....	7 (7 Kick Returns)
Donovan Peoples-Jones... 6 (3 Punt Returns, 2 Receiving, 1 Rushing)	
Sean McKeon.....	4 (4 Receiving)
Grant Perry.....	4 (4 Receiving)
Tarik Black.....	3 (3 Receiving)
Lavert Hill.....	2 (1 Interception Return, 1 Blocked Field Goal)
David Long.....	2 (2 Interception Returns)
Nick Eubanks.....	1 (1 Receiving)
Noah Furbush.....	1 (1 Interception Return)
Khalid Hill.....	1 (1 Receiving)
Khaleke Hudson.....	1 (1 Interception Return)
Tyree Kinnel.....	1 (1 Interception Return)
Eddie McDoom.....	1 (1 Receiving)

20-YARD-PLUS PLAYS BY TYPE

	No.	TD
Receiving.....	33.....	4
Rushing.....	20.....	8
Interception Returns.....	6.....	2
Kick Returns.....	8.....	0
Punt Returns.....	3.....	1
Blocked Field Goal Return.....	1.....	0
Totals.....	71.....	15

LONGEST PLAYS OF THE YEAR

Rushing: 77, Karan Higdon vs. Minnesota (Nov. 4)
Rushing Touchdown: 77, Karan Higdon vs. Minnesota (Nov. 4)
Pass: 48, Brandon Peters to Donovan Peoples-Jones at Wisconsin (Nov. 18)
Passing Touchdown: 46, Wilton Speight to Tarik Black vs. Florida (Sept. 2)
Punt Return: 79, Donovan Peoples-Jones vs. Air Force (Sept. 16)
Punt Return TD: 79, Donovan Peoples-Jones vs. Air Force (Sept. 16)
Kick Return: 43, Ambry Thomas at Penn State (Oct. 21)
Kick Return TD: N/A
Interception Return: 80, David Long at Maryland (Nov. 11)
Interception Return TD: 28, Tyree Kinnel vs. Cincinnati (Sept. 9)
Fumble Return: N/A
Punt: 61, Will Hart vs. Cincinnati (Sept. 9)
Field Goal: 55, Quinn Nordin vs. Florida (Sept. 2)

2017

TURNOVER CHART

MICHIGAN (FORCED 17)

How obtained	Qtr	Player	Plays/Yards	First Downs	Conclusion
Florida (3)					
Fumble	3	Ambry Thomas	4/4	0	Field Goal
Fumble	3	Lawrence Marshall	4/5	0	Field Goal
Fumble	4	Chase Winovich	-	-	Touchdown
Cincinnati (2)					
Interception	1	Hayden Moore by Tyree Kinnel	-	-	Touchdown
Interception	4	Hayden Moore by Lavert Hill	-	-	Touchdown
Air Force (1)					
Interception	4	Nate Romine by Khaleke Hudson	1/-1	1	End of Game
Purdue (1)					
Fumble	4	Terry Wright by Mike Wroblewski	4/11	1	End of Game
Michigan State (0)					
Indiana (2)					
Interception	4	Peyton Ramsey by Lavert Hill	3/-7	0	Punt
Interception	OT	Peyton Ramsey by Tyree Kinnel	-	-	End of game
Penn State (1)					
Interception	1	Trace McSorley by David Long	11/59	4	Touchdown
Rutgers (0)					
Minnesota (1)					
Fumble	3	Demry Croft by Khaleke Hudson	9/46	3	Touchdown
Maryland (2)					
Interception	2	Ryan Brand by David Long	4/7	0	Missed Field Goal
Interception	4	Ryan Brand by Khaleke Hudson	7/11	1	End of Game
Wisconsin (1)					
Interception	3	Alex Hornibrook by Devin Bush	5/8	1	Field Goal
Ohio State (0)					
South Carolina (3)					
Fumble	1	Ambry Thomas	8/29	2	Field Goal
Fumble	1	Chase Winovich	6/23	1	Field Goal
Interception	3	Jake Bentley by Noah Furbush	4/23	1	Fumble

OPPONENT (FORCED 21)

How obtained	Qtr	Player	Plays/Yards	First Downs	Conclusion
Florida (2)					
Interception	2	Wilton Speight by Dawson	-	-	Touchdown
Interception	2	Wilton Speight by Henderson	-	-	Touchdown
Cincinnati (2)					
Fumble	1	Team	9/38	4	Touchdown
Fumble	2	Wilton Speight	3/6	0	Punt
Air Force (1)					
Fumble	1	Chris Evans	12/24	3	Field Goal
Purdue (2)					
Interception	2	John O'Korn by Navon Mosley	6/16	1	Field Goal
Fumble	3	Karan Higdon	3/3	0	Punt
Michigan State (5)					
Fumble	1	Ty Isaac	6/46	3	Touchdown
Fumble	2	Sean McKeon	1/-2	0	End of First Half
Interception	3	John O'Korn by David Dowell	3/3	0	Punt
Interception	4	John O'Korn by Joe Bachie	4/5	0	Turnover on Downs
Interception	4	John O'Korn by David Dowell	3/9	0	Punt
Indiana (0)					
Penn State (1)					
Fumble	4	John O'Korn	2/46	1	Touchdown
Rutgers (1)					
Interception	1	John O'Korn by Jawuan Harris	5/18	1	Punt
Minnesota (0)					
Maryland (0)					
Wisconsin (1)					
Fumble	2	Brandon Peters	6/48	3	Punt
Ohio State (1)					
Interception	4	John O'Korn by Jordan Fuller	3/66	2	Touchdown
South Carolina (5)					
Fumble	3	Karan Higdon	3/4	0	Punt
Fumble	3	Brandon Peters	1/21	0	Touchdown
Interception	4	Brandon Peters by JaMarcus King	4/37	1	Punt
Fumble	4	Donovan Peoples-Jones	4/9	0	Field Goal
Interception	4	Brandon Peters by Steven Montac	1/-2	0	End of Game

2017 HONORS AND AWARDS

STUDENT-ATHLETES

Joe Beneducci, Fullback

Academic All-Big Ten

Ben Bredeson, Offensive Line

All-Big Ten second team (coaches and media)
Academic All-Big Ten

Ian Bunting, Tight End

Academic All-Big Ten

Devin Bush, Linebacker

Walter Camp Football Foundation All-America second team
Associated Press All-America third team
Roger Zatkoff Award - Top U-M Linebacker
Butkus Award (finalist)
Bednarik Award (watch list)
All-Big Ten first team (coaches)
All-Big Ten second team (media)
Academic All-Big Ten
Sporting News Midseason All-America Team
Sports Illustrated Midseason All-America Team

Jared Char, Running Back

Academic All-Big Ten

Brian Chu, Linebacker

Academic All-Big Ten

Tyler Cochran, Defensive Back

Academic All-Big Ten

Mason Cole, Offensive Line

Voted Team Captain
Hugh H. Rader Award - Top U-M Offensive Lineman
Outland Trophy (watch list)
All-Big Ten second team (coaches and media)

Dane Drobocky, Defensive Line

Academic All-Big Ten

Jack Dunaway, Linebacker

Academic All-Big Ten

Conner Edmonds, Tight End

Academic All-Big Ten

Chris Evans, Tailback

All-Big Ten honorable mention (coaches)
co-Big Ten Offensive Player of the Week (Minnesota)

Ken Ferris, Tight End

Academic All-Big Ten

Joseph Files, Tight End

Academic All-Big Ten

James Foug, Kicker

Most Improved Player (special teams) - Selected by U-M Coaches
Academic All-Big Ten

Greg Froelich, Fullback

Academic All-Big Ten

Noah Furbush, Linebacker

Academic All-Big Ten

Rashan Gary, Defensive End

Richard Katcher Award - Top U-M Defensive Lineman
All-Big Ten first team (coaches)
All-Big Ten second team (media)
Academic All-Big Ten
Walter Camp Award (watch list)
Bednarik Award (watch list)
Nagurski Trophy (watch list)
Ted Hendricks Award (watch list)

Zach Gentry, Tight End

Most Improved Player (offense) - Selected by U-M Coaches
All-Big Ten honorable mention (media)

Jordan Glasgow, Safety

Special Teams Player of the Year - Selected by U-M Coaches
CoSIDA Academic All-District first team
Academic All-Big Ten

Louis Grodman, Defensive Back

Academic All-Big Ten

Will Hart, Punter

Academic All-Big Ten

Joe Hewlett, Running Back

Academic All-Big Ten

Karan Higdon, Tailback

Offensive Player of the Year - Selected by U-M Coaches
All-Big Ten third team (coaches and media)
co-Big Ten Offensive Player of the Week (Minnesota)

Lavert Hill, Cornerback

All-Big Ten second team (coaches)
All-Big Ten honorable mention (media)

Khaleke Hudson, Linebacker/Defensive Back

All-Big Ten third team (coaches)
co-Big Ten Defensive Player of the Week (Minnesota)

Maurice Hurst, Defensive Tackle

Consensus All-American
Associated Press All-America first team
Sporting News All-America first team
ESPN All-America first team
CBS Sports All-America first team
AFCA All-America second team
Walter Camp Football Foundation All-America second team
Football Writers Association of America All-America second team
Bo Schembechler Award - Voted Team Most Valuable Player
Defensive Player of the Year - Selected by U-M Coaches
Bednarik Award (semifinalist)
Nagurski Trophy (watch list)
Outland Trophy (watch list)
All-Big Ten first team (coaches and media)
Academic All-Big Ten
Associated Press Midseason All-America Team

Bradford Jones, Tight End

Academic All-Big Ten

Alex Kaminski, Linebacker

Academic All-Big Ten

Carlo Kemp, Defensive Line

Academic All-Big Ten

Tyree Kinnel, Safety

Most Improved Player (defense) - Selected by U-M Coaches
All-Big Ten honorable mention (coaches and media)
Big Ten Defensive Player of the Week (Cincinnati)

Patrick Kugler, Offensive Line

All-Big Ten honorable mention (media)

David Long, Cornerback

All-Big Ten honorable mention (media)

John Luby, Defensive Line

Academic All-Big Ten

Jake Martin, Wide Receiver

Academic All-Big Ten

Ben Mason, Fullback

Toughest Player of the Year - Voted by U-M Players

Dylan McCaffrey, Quarterback

Scout Team Player of the Year (offense) - Selected by U-M Coaches



2017 HONORS AND AWARDS

Mike McCray, Linebacker

Voted Team Captain
co-Robert P. Ufer Bequest Award - Football
Player that shows most love and enthusiasm for Michigan
Butkus Award (watch list)
All-Big Ten honorable mention (coaches and media)

Jacob McCurry, Wide Receiver

Scout Team Player of the Year (special teams) -
Selected by U-M Coaches

Sean McKeon, Tight End

All-Big Ten honorable mention (media)
Academic All-Big Ten

Josh Metellus, Safety

All-Big Ten honorable mention (coaches and media)

Matt Mitchell, Defensive Back

Academic All-Big Ten

Bryan Mone, Defensive Tackle

Polynesian College Football Player of the Year (watch list)
Academic All-Big Ten

Garrett Moores, Holder

Academic All-Big Ten

Carl Myers, Defensive Line

Academic All-Big Ten

Grant Newsome, Offensive Line

Pete Schmidt Courage Award - Michigan
Chapter of the National Football Foundation and College Football Hall of Fame
Academic All-Big Ten

Quinn Nordin, Kicker

Lou Groza Award (semifinalist)
All-Big Ten honorable mention (coaches and media)
Academic All-Big Ten
The Athletic Midseason All-America Team
Sports Illustrated Midseason All-America Second Team
Big Ten Special Teams Player of the Week (Air Force)
co-Big Ten Special Teams Player of the Week (Florida)

Jameson Offerdahl, Linebacker

Scout Team Player of the Year (defense) -
Selected by U-M Coaches
Academic All-Big Ten

John O’Korn, Quarterback

Academic All-Big Ten

Donovan Peoples-Jones, Receiver/Punt Returner

Football Writers Association of America
Freshman All-America - Punt Returner
Rookie of the Year - Voted by U-M Players
All-Big Ten honorable mention (media)

Henry Poggi, Fullback

Big Ten Sportsmanship Award recipient - Michigan
co-Robert P. Ufer Bequest Award - Football
Player that shows most love and enthusiasm for Michigan

Brad Robbins, Punter

All-Big Ten honorable mention (coaches)

Greg Robinson, Offensive Line

Academic All-Big Ten

Nate Schoenle, Wide Receiver

Academic All-Big Ten

Michael Sessa, Quarterback

Academic All-Big Ten

Stephen Spanellis, Offensive Line

Academic All-Big Ten

Wilton Speight, Quarterback

Maxwell Award (watch list)
Davey O’Brien Award (watch list)

Ryan Tice, Kicker

Academic All-Big Ten

Andrew Vastardis, Offensive Line

Academic All-Big Ten

Nick Volk, Fullback

Academic All-Big Ten

Jack Wangler, Wide Receiver

Academic All-Big Ten

Jared Wangler, Fullback

Academic All-Big Ten

Maurice Ways, Wide Receiver

Academic All-Big Ten

Jacob West, Defensive Back

Academic All-Big Ten

Tyrone Wheatley, Tight End

Mackey Award (watch list)

Brendan White, Wide Receiver

Academic All-Big Ten

Chase Winovich, Defensive End

Blue Collar Award - Voted by U-M Players
Ted Hendricks Award (watch list)
Bednarik Award (watch list)
All-Big Ten first team (media)
All-Big Ten second team (coaches)
Walter Camp Football Foundation Defensive Player of the Week (Purdue)
co-Big Ten Defensive Player of the Week (Purdue)

Michael Wroblewski, Linebacker

Dr. Arthur D. Robinson Scholarship Award - Top Senior Football Student-Athlete
National Football Foundation and College Football Hall of Fame Scholar-Athletes (semifinalist)
Academic All-Big Ten

COACHES

Jim Harbaugh

Bobby Dodd Trophy (watch list)

Don Brown

Broyles Award (candidate)

2017 STARTING LINEUPS

MICHIGAN STARTING LINEUPS • OFFENSE

OPPONENT	WR	LT	LG	C	RG	RT	TE	WR	QB	FB	TB
vs. Florida	Black	Cole	Bredeson	Kugler	Onwenu	Ulizio	Wheatley	Crawford	Speight	Poggi	Evans
Cincinnati	Black	Cole	Bredeson	Kugler	Onwenu	Ulizio	McKeon	Crawford	Speight	Gentry*	Isaac
Air Force	Black	Cole	Bredeson	Kugler	Onwenu	Ulizio	Gentry	Crawford	Speight	Poggi	Isaac
at Purdue	Eubanks^	Cole	Bredeson	Kugler	Onwenu	Ulizio	Gentry	Peoples-Jones	Speight	McKeon ^	Higdon
Michigan State	Perry	Cole	Bredeson	Kugler	Onwenu	Ulizio	McKeon	Crawford	O'Korn	K. Hill	Higdon
at Indiana	Gentry *	Cole	Bredeson	Kugler	Onwenu	Bushell-Beatty	McKeon	Peoples-Jones	O'Korn	Poggi	Higdon
at Penn State	Schoenle	Cole	Bredeson	Kugler	Onwenu	Bushell-Beatty	McKeon	Gentry *	O'Korn	K. Hill	Higdon
Rutgers	Wheatley ^	Cole	Bredeson	Kugler	Onwenu	Bushell-Beatty	McKeon ^	Gentry ^	O'Korn	Poggi	Higdon
Minnesota	Gentry *	Cole	Bredeson	Kugler	Ruiz	Bushell-Beatty	McKeon *	Peoples-Jones	Peters	Poggi	Higdon
at Maryland	McDoom	Cole	Bredeson	Kugler	Ruiz	Bushell-Beatty	McKeon *	Peoples-Jones	Peters	Gentry *	Higdon
at Wisconsin	McDoom	Cole	Bredeson	Kugler	Ruiz	Bushell-Beatty	McKeon *	Peoples-Jones	Peters	Gentry	Evans
Ohio State	Wheatley +	Cole	Bredeson	Kugler	Ruiz	Bushell-Beatty	Gentry +	Hill +	O'Korn	Poggi +	Mason +
vs. South Carolina	Collins	Cole	Onwenu	Kugler	Ruiz	Bushell-Beatty	McKeon *	Peoples-Jones	Peters	Gentry *	Higdon

* started two tight end formation. / ^ started three tight end formation. \ # started in slot receiver position. \ + started in two tight end, three fullback set.

MICHIGAN STARTING LINEUPS • DEFENSE


OPPONENT	DE	DT	NT	DE	SLB	MLB	WLB	CB	SS	FS	CB
vs. Florida	Gary	Hurst	Mone	Winovich	Hudson	Bush	Gil	L. Hill	Metellus	Kinnel	Long
Cincinnati	Gary	Hurst	Mone	Winovich	Hudson	Bush	McCray	L. Hill	Metellus	Kinnel	Long
Air Force	Gary	Hurst	Furbush*	Winovich	Hudson	Bush	McCray	L. Hill	Metellus	Kinnel	Long
at Purdue	Gary	Hurst	Furbush*	Winovich	Hudson	Bush	McCray	L. Hill	Metellus	Kinnel	Long
Michigan State	Gary	Hurst	Furbush*	Winovich	Hudson	Bush	McCray	L. Hill	Metellus	Kinnel	Long
at Indiana	Gary	Hurst	Furbush*	Winovich	Hudson	Bush	McCray	L. Hill	Metellus	Kinnel	Long
at Penn State	Gary	Hurst	Mone	Winovich	Furbush	Bush	McCray	L. Hill	Metellus	Kinnel	Long
Rutgers	Gary	Hurst	Solomon	Winovich	Hudson	Bush	McCray	L. Hill	Metellus	Kinnel	Long
Minnesota	Gary	Hurst	Solomon	Winovich	Hudson	Bush	McCray	L. Hill	Metellus	Kinnel	Long
at Maryland	Gary	Hurst	Mone	Winovich	Hudson	Bush	McCray	L. Hill	Metellus	Kinnel	Long
at Wisconsin	Gary	Hurst	Solomon	Winovich	Hudson	Bush	McCray	Watson	Metellus	Kinnel	Long
Ohio State	Gary	Hurst	Solomon	Winovich	Hudson	Bush	McCray	L. Hill	Metellus	Kinnel	Long
vs. South Carolina	Gary	Hurst	Mone	Winovich	Hudson	Bush	McCray	L. Hill	Woods	Kinnel	Long

* started in 3-4 defensive formation.

SEASON/CAREER STARTS


Offense	2017	2016	2015	2014	TOT	CONS.	Defense	2017	2016	2015	2014	TOT	CONS.
7 Tarik Black, WR, Fr.	3				3	0	10 Devin Bush, LB, So.	13	0			13	13
74 Ben Bredeson, OL, So.	12	8			20	0	59 Noah Furbush, LB, Sr.	5	0	0		5	0
89 Ian Bunting, TE, Sr.		7	0	0	7	0	3 Rashan Gary, WR, So.	13	0			13	13
76 Juwann Bushell-Beatty, OL, Sr.	7	1	0		8	0	36 Devin Gil, LB, So.	1	0			1	0
52 Mason Cole, OL, Sr.	13	13	13	12	51	51	24 Lavert Hill, CB, So.	13	0			13	13
4 Nico Collins, WR, Fr.	1				1	1	7 Khaleke Hudson, S, So.	12	0			12	6
1 Kekoa Crawford, WR, So.	4	0			4	0	73 Maurice Hurst, DT, 5th Sr.	13	4	0	0	17	13
82 Nick Eubanks, TE, So.	1	0			1	0	23 Tyree Kinnel, S, Jr.	13	0	0		13	13
12 Chris Evans, RB, So.	2	1			3	0	22 David Long, CB, So.	13	0			13	13
83 Zach Gentry, TE, Jr.	11	0	0		11	8	9 Mike McCray, LB, 5th Sr.	12	13	0	0	25	12
14 Drake Harris, WR, Sr.		1	1		2	0	14 Josh Metellus, LB, So.	12	1			13	0
22 Karan Higdon, RB, Jr.	8	0	0		8	1	90 Bryan Mone, DT, Sr.	5	1		1	7	1
80 Khalid Hill, TE, 5th Sr.	3	2	2	4	11	0	5 Aubrey Solomon, DT, Fr.	4				4	0
32 Ty Isaac, RB, 5th Sr.	2	0	1	0	3	0	28 Brandon Watson, CB, Jr.	1				1	0
57 Patrick Kugler, OL, 5th Sr.	13	1	0	0	14	13	15 Chase Winovich, DE, Sr.	12	2	0	0	15	13
42 Ben Mason, FB, Fr.	1				1	0	26 J'Marick Woods, S, Fr.	1				1	1
84 Sean McKeon, TE, So.	10	0			10	1							
77 Grant Newsome, OL, Jr.	-	5	1		6	0	<i>Starts may not all be at position currently listed</i>						
8 John O'Korn, QB, 5th Sr.	5	1			6	0							
50 Michael Onwenu, OL, So.	9	0			9	1							
18 Brandon Peters, WR, So.	4				4	1							
19 Henry Poggi, TE, 5th Sr.	6	7	4		17	0							
51 Cesar Ruiz, OL, Fr.	5				5	5							
75 Jon Runyan, OL, Fr.	1				1	1							
81 Nate Schoenle, WR, So.	1				1	0							
3 Wilton Speight, QB, Sr.	4	12	0		16	0							
70 Nolan Ulizio, OL, Jr.	5	0	0		5	0							
85 Maurice Ways, WR, Sr.			2		2	0							
17 TJ Wheatley, TE, Jr.	3	0			3	0							

RECORD BOOK




MICHIGAN FOOTBALL

RUSHING RECORDS



Ron Johnson



Tshimanga Biakabutuka



Mike Hart

Rushing Attempts

Game		Season		Career			
1. Chris Perry	51	1. Chris Perry	338	2003	1. Mike Hart	1,015	2004-07
at Michigan State, Nov. 1, 2003		2. Anthony Thomas	319	2000	2. Anthony Thomas	924	1997-00
2. Mike Hart	44	3. Mike Hart	318	2006	3. Chris Perry	811	2000-03
Penn State, Sept. 22, 2007		4. T. Biakabutuka	303	1995	4. Jamie Morris	809	1984-87
3. Ron Johnson	42	5. Anthony Thomas	301	1999	5. Denard Robinson	723	2009-12
Northwestern, Oct. 4, 1967		6. Jamie Morris	282	1987	6. Butch Woolfolk	718	1978-81
Anthony Thomas	42	Mike Hart	282	2004	7. Tyrone Wheatley	688	1991-94
at Indiana, Oct. 30, 1999		8. Gordon Bell	273	1975	8. Billy Taylor	587	1969-71
5. Mike Hart	40	9. Chris Perry	267	2002	9. Rob Lytle	557	1973-76
at Illinois, Oct. 16, 2004		10. Lawrence Ricks	266	1982	10. Lawrence Ricks	541	1979-82
6. Butch Woolfolk	39	11. Mike Hart	265	2007	11. Gordon Bell	535	1973-75
at Michigan State, Oct. 10, 1981		12. Tony Boles	262	1988	12. Ed Shuttlesworth	532	1971-73
		13. Denard Robinson	256	2010	13. Ricky Powers	526	1990-93
		14. Ron Johnson	255	1968	14. Russell Davis	523	1975-78
		15. Butch Woolfolk	253	1981	15. Fitzgerald Toussaint	510	2010-13

Rushing Yards

Game		Season		Career			
1. Ron Johnson	347	1. T. Biakabutuka	1,818	1995	1. Mike Hart	5,040	2004-07
Wisconsin, Nov. 16, 1968		2. Anthony Thomas	1,733	2000	2. Denard Robinson	4,495	2009-12
2. Tshimanga Biakabutuka	313	3. Jamie Morris	1,703	1987	3. Anthony Thomas	4,472	1997-00
Ohio State, Nov. 25, 1995		4. Denard Robinson	1,702	2010	4. Jamie Morris	4,393	1984-87
3. Jon Vaughn	288	5. Chris Perry	1,674	2003	5. Tyrone Wheatley	4,178	1991-94
UCLA, Sept. 22, 1990		6. Mike Hart	1,562	2006	6. Butch Woolfolk	3,861	1978-81
4. Ron Johnson	270	7. Rob Lytle	1,469	1976	7. Chris Perry	3,696	2000-03
Navy, Oct. 7, 1967		8. Butch Woolfolk	1,459	1981	8. Rob Lytle	3,317	1973-76
5. Denard Robinson	258	9. Mike Hart	1,455	2004	9. Billy Taylor	3,072	1969-71
at Notre Dame, Sept. 11, 2010		10. Tony Boles	1,408	1988	10. Gordon Bell	2,900	1973-75
		11. Ron Johnson	1,391	1968	11. T. Biakabutuka	2,810	1993-95
		12. Gordon Bell	1,388	1975	12. Lawrence Ricks	2,751	1979-82
		13. Lawrence Ricks	1,388	1982	13. Harlan Huckleby	2,624	1975-78
		14. Jon Vaughn	1,364	1990	14. Ricky Powers	2,554	1990-93
		15. Mike Hart	1,361	2007	15. Russell Davis	2,550	1975-78
		16. Tyrone Wheatley	1,357	1992	16. Ron Johnson	2,440	1966-68
		17. Billy Taylor	1,297	1981	17. Ed Shuttlesworth	2,343	1971-73
		Anthony Thomas	1,297	1999	18. Fitzgerald Toussaint	2,290	2010-13
		19. Denard Robinson	1,266	2012	19. Tony Boles	2,247	1987-89
		20. Ricky Powers	1,197	1991	20. Stan Edwards	2,206	1977-81
		21. Denard Robinson	1,176	2011			

Rushing Touchdowns

Game		Season		Career			
1. Ron Johnson	5	1. Ron Johnson	19	1968	1. Anthony Thomas	55	1997-00
Wisconsin, Nov. 16, 1968		2. Anthony Thomas	18	2000	2. Tyrone Wheatley	47	1991-94
2. Fritz Seyferth	4	Chris Perry	18	2003	3. Denard Robinson	42	2009-12
Minnesota, Oct. 24, 1970		4. Anthony Thomas	17	1999	4. Mike Hart	41	2004-07
Ed Shuttlesworth	4	5. Denard Robinson	16	2011	5. Chris Perry	39	2000-03
Minnesota, Oct. 28, 1972		6. Anthony Thomas	15	1998	6. Rick Leach	34	1975-78
Rob Lytle	4	7. Tom Harmon	14	1940	7. Steve Smith	31	1980-83
Indiana, Oct. 25, 1975		Rob Lytle	14	1976	8. Billy Taylor	30	1969-71
Chris Howard	4	Jamie Morris	14	1987	Tom Harmon	30	1938-40
UCLA, Sept. 28, 1996		Chris Perry	14	2002	10. Butch Woolfolk	29	1978-81
Anthony Thomas	4	Mike Hart	14	2006	11. Gordon Bell	28	1973-75
at Hawaii, Nov. 28, 1998		Mike Hart	14	2007	Fitzgerald Toussaint	28	2010-13
		Denard Robinson	14	2010	13. Ron Johnson	26	1966-68
					Ed Shuttlesworth	26	1971-73
					Rob Lytle	26	1973-76

Average Gain Per Rush

Game (Min. 5 carries)

- Leroy Hoard.....18.28
Indiana, Oct. 22, 1988
- Tom Harmon.....18.14
at Chicago, Oct. 21, 1939
- Rob Lytle18.00
Michigan State, Oct. 9, 1976
- Tony Boles.....17.90
at Wisconsin, Oct. 1, 1988
- Russell Davis16.57
Stanford, Sept. 18, 1976

Game (Min. 10 carries)

- Rob Lytle18.00
Michigan State, Oct. 9, 1976
- Tony Boles.....17.90
at Wisconsin, Oct. 1, 1988
- Tyrone Wheatley15.70
vs. Washington, Jan. 1, 1993
- Billy Taylor.....15.60
Indiana, Oct. 30, 1971
- Anthony Thomas.....14.08
at Hawaii, Nov. 28, 1998

Game (Min. 15 carries)

- Tyrone Wheatley15.70
Washington, Jan. 1, 1993
- Tyrone Wheatley11.79
Iowa, Oct. 3, 1992
- Denard Robinson11.42
at Indiana Oct. 2, 2010
- Ron Johnson.....11.19
Wisconsin, Nov. 16, 1968
- Bob Nussbaumer.....11.00
Purdue, Oct. 28, 1944

Game (Min. 20 carries)

- Ron Johnson.....11.19
Wisconsin, Nov. 16, 1968
- Ted Kress10.90
at Northwestern, Oct. 18, 1952
- Denard Robinson.....10.90
Air Force, Sept. 8, 2012
- Billy Taylor.....10.71
at Iowa, Nov. 15, 1969
- Chris Perry10.55
Central Michigan, Aug. 30, 2003

Season (Min. 75 carries)

- Tyrone Wheatley 7.34 1992
- Denard Robinson 7.15 2012
- Bill Daley 6.81 1943
- Tom Harmon 6.80 1939
- Rob Lytle 6.65 1976
- Denard Robinson 6.64 2010
- Steve Smith 6.48 1983
- Bob Nussbaumer 6.44 1944
- Tony Boles 6.40 1989
- Jack Weisenburger 6.39 1947

Career (Min. 200 carries)

- Jon Vaughn 6.29 1989-90
- Denard Robinson 6.22 2009-12
- Tyrone Wheatley 6.07 1991-94
- Rob Lytle 5.96 1973-76
- T. Biakabutuka 5.95 1993-95
- Bob Nussbaumer 5.75 1943-45
- Tony Boles 5.70 1987-89
- Leroy Hoard 5.43 1987-89
- Jamie Morris 5.43 1984-87
- Gordon Bell 5.42 1973-75

MICHIGAN FOOTBALL

RUSHING RECORDS

Average Yards Per Game
Season (Min. 6 games)

1. Anthony Thomas	144.4	2000
2. Jamie Morris	141.9	1987
3. T. Biakabutuka	139.8	1995
4. Ron Johnson	139.1	1968
5. Bill Daley	136.2	1943
6. Mike Hart	136.1	2007
7. Denard Robinson	130.9	2010
8. Chris Perry	128.8	2003
9. Tony Boles	128.0	1988
10. Mike Hart	120.2	2006
11. Tyrone Wheatley	123.4	1992
12. Rob Lytle	122.4	1976

Career (Min. 15 games)

1. Mike Hart	117.2	2004-07
2. Billy Taylor	102.4	1969-71
3. Tyrone Wheatley	97.2	1991-94
4. T. Biakabutuka	93.7	1993-95
5. Anthony Thomas	93.2	1997-00
6. Rob Lytle	92.1	1973-76
7. Butch Woolfolk	91.9	1978-81
8. Denard Robinson	91.7	2009-12
9. Jamie Morris	91.5	1984-87
10. Ron Johnson	90.3	1966-68
11. Tony Boles	89.9	1987-89
12. Tom Harmon	88.9	1938-40

Most Games, 100+ Yards

Season

1. Jamie Morris	10	1987
2. Anthony Thomas	9	2000
Mike Hart	9	2006
Mike Hart	9	2007
Denard Robinson	9	2010
6. Gordon Bell	8	1975
Rob Lytle	8	1976
T. Biakabutuka	8	1995
Chris Perry	8	2003
10. Butch Woolfolk	7	1981
Lawrence Ricks	7	1982
Tony Boles	7	1988
Tyrone Wheatley	7	1992
Tyrone Wheatley	7	1993
Anthony Thomas	7	1999

Career

1. Mike Hart	28	2004-07
2. Anthony Thomas	22	1997-00
3. Tyrone Wheatley	20	1991-94
Denard Robinson	20	2009-12
5. Jamie Morris	18	1984-87
6. Butch Woolfolk	16	1979-82
7. Rob Lytle	15	1973-76
8. Billy Taylor	13	1969-71
Gordon Bell	13	1973-75
T. Biakabutuka	13	1993-95
11. Chris Perry	12	2000-03

Most Games, 150+ Yards

Season

1. Anthony Thomas	6	2000
2. Rob Lytle	5	1976
Jamie Morris	5	1987
Mike Hart	5	2004
5. Ron Johnson	4	1968
Tony Boles	4	1988
T. Biakabutuka	4	1995
Chris Perry	4	2003
Mike Hart	4	2007
Denard Robinson	4	2010

Career

1. Mike Hart	12	2004-07
2. Anthony Thomas	9	1997-00
Denard Robinson	9	2009-12
4. Jamie Morris	8	1984-87
5. Billy Taylor	7	1969-71
Butch Woolfolk	7	1979-82
Tyrone Wheatley	7	1991-94
8. Ron Johnson	6	1966-68
Rob Lytle	6	1973-76
10. Tony Boles	5	1987-89
Chris Perry	5	2000-03
12. Gordon Bell	4	1973-75
Lawrence Ricks	4	1979-82
T. Biakabutuka	4	1993-95

Most Games, 200+ Yards

Season

1. Mike Hart	3	2004
2. Tom Harmon	2	1939
Ron Johnson	2	1968
T. Biakabutuka	2	1995
Jon Vaughn	2	1990
Tyrone Wheatley	2	1992
Chris Perry	2	2003
Denard Robinson	2	2010
Denard Robinson	2	2012
Karan Higdon	2	2017

Career

1. Mike Hart	5	2004-07
Denard Robinson	5	2009-12
3. Ron Johnson	3	1966-68
4. Tom Harmon	2	1938-40
T. Biakabutuka	2	1993-95
Jon Vaughn	2	1989-90
Tyrone Wheatley	2	1991-94
Jamie Morris	2	1984-87
Chris Perry	2	2000-03
Karan Higdon	2	2017



MICHIGAN FOOTBALL

100-YARD RUSHERS (432)

Yards Att.	Player	Class	Opponent	Date	Yards Att.	Player	Class	Opponent	Date		
347	31	Ron Johnson	Sr.	Wisconsin	Nov. 16, 1968	176	26	Butch Woolfolk	Sr.	at Indiana	Oct. 3, 1981
313	37	Tim Biakabutuka	Jr.	Ohio State	Nov. 25, 1995	176	27	Ricky Powers	So.	at Boston College	Sept. 7, 1991
288	32	Jon Vaughn	So.	UCLA	Sept. 22, 1990	175	25	Rob Lytle	Sr.	at Indiana	Oct. 23, 1976
270	26	Ron Johnson	Jr.	Navy	Oct. 7, 1967	175	25	Anthony Thomas	Sr.	Michigan State	Oct. 21, 2000
258	28	Denard Robinson	So.	at Notre Dame	Sept. 11, 2010	175	27	Chris Perry	Jr.	Wisconsin	Nov. 16, 2002
253	39	Butch Woolfolk	Sr.	at Michigan State	Oct. 10, 1981	172	18	Rob Lytle	Sr.	at Northwestern	Oct. 16, 1976
235	15	Tyrone Wheatley	So.	Washington	Jan. 1, 1993	172	11	Billy Taylor	Sr.	Indiana	Oct. 30, 1971
235	24	Denard Robinson	So.	at Purdue	Oct. 6, 2012	172	17	Anthony Thomas	Jr.	Northwestern	Nov. 6, 1999
234	23	Jamie Morris	Sr.	Alabama	Jan. 2, 1988	172	28	Tyrone Wheatley	So.	Michigan State	Oct. 10, 1992
234	40	Mike Hart	Fr.	at Illinois	Oct. 16, 2004	172	31	Gordon Bell	Sr.	at Minnesota	Nov. 1, 1975
232	22	Chris Perry	Sr.	Central Michigan	Aug. 30, 2003	171	20	Jamie Morris	Sr.	Long Beach State	Sept. 26, 1987
228	35	Anthony Thomas	Sr.	at Illinois	Sept. 23, 2000	171	26	Tyrone Wheatley	Jr.	Houston	Sept. 25, 1993
225	21	Billy Taylor	So.	at Iowa	Nov. 15, 1969	171	35	Anthony Thomas	Sr.	Penn State	Nov. 11, 2000
224	19	Tyrone Wheatley	So.	Iowa	Oct. 3, 1992	170	20	Fitzgerald Toussaint	So.	Purdue	Oct. 29, 2011
224	33	Mike Hart	Fr.	Michigan State	Oct. 30, 2004	170	26	Denard Robinson	Jr.	Ohio State	Nov. 26, 2011
219	51	Chris Perry	Sr.	at Michigan State	Nov. 1, 2003	170	15	Derrick Green	So.	Appalachian St.	Aug. 30, 2014
218	20	Ted Kress	Jr.	at Northwestern	Oct. 18, 1952	168	22	Jesse Johnson	So.	at Iowa	Oct. 5, 1991
218	36	Mike Hart	So.	at Michigan State	Oct. 1, 2005	167	42	Ron Johnson	Jr.	Northwestern	Nov. 4, 1967
218	20	Denard Robinson	Sr.	Air Force	Sept. 8, 2012	167	21	Russell Davis	Jr.	at Purdue	Nov. 12, 1977
217	19	Denard Robinson	So.	at Indiana	Oct. 2, 2010	166	23	Gordon Bell	Jr.	Purdue	Nov. 16, 1974
216	26	Bill Daley	Jr.	at Northwestern	Oct. 2, 1943	166	33	Billy Taylor	Fr.	at Minnesota	Oct. 23, 1971
215	22	Mike Hart	Sr.	Eastern Michigan	Oct. 6, 2007	166	17	Vincent Smith	Sr.	Delaware State	Oct. 17, 2009
213	33	Tony Boles	So.	Wake Forest	Sept. 24, 1988	165	29	Rob Lytle	Sr.	at Ohio State	Nov. 20, 1976
210	29	Jamie Morris	Jr.	at Ohio State	Nov. 22, 1986	165	15	Bob Nussbaumer	Jr.	Purdue	Oct. 28, 1944
210	28	Gordon Bell	Sr.	at Wisconsin	Sept. 13, 1975	164	22	Jim Pace	Sr.	Ohio State	Nov. 23, 1957
206	19	Tom Harmon	Jr.	Yale	Oct. 28, 1939	164	29	Stan Edwards	Jr.	Purdue	Nov. 15, 1980
206	33	Mike Hart	Fr.	at Purdue	Oct. 23, 2004	164	38	Ricky Powers	So.	Notre Dame	Sept. 14, 1991
205	34	Tim Biakabutuka	Jr.	Northwestern	Oct. 7, 1995	163	34	Ron Johnson	Sr.	at Indiana	Oct. 19, 1968
205	31	Ron Johnson	Sr.	at Duke	Sept. 28, 1968	162	30	Tom Kuzma	So.	Ohio State	Nov. 22, 1941
202	29	Tom Harmon	Jr.	at Pennsylvania	Nov. 18, 1939	162	26	Jon Vaughn	So.	Michigan State	Oct. 13, 1990
201	21	Jon Vaughn	So.	at Notre Dame	Sept. 15, 1990	160	35	Mike Hart	Fr.	Minnesota	Oct. 9, 2004
200	21	Denard Robinson	Jr.	San Diego State	Sept. 24, 2011	159	23	Gordon Bell	Jr.	at Indiana	Nov. 2, 1974
200	25	Karan Higdon	Jr.	at Indiana	Oct. 14, 2017	158	20	Rob Lytle	So.	Minnesota	Oct. 26, 1974
200	16	Karan Higdon	Jr.	Minnesota	Nov. 4, 2017	158	14	Tony Boles	Jr.	Indiana	Oct. 28, 1989
199	37	Anthony Thomas	Sr.	at Northwestern	Nov. 4, 2000	158	23	Leroy Hoard	So.	at Ohio State	Nov. 19, 1988
198	26	Denard Robinson	Jr.	Eastern Michigan	Sept. 17, 2011	158	23	De'Veon Smith	Sr.	Indiana	Nov. 19, 2016
197	22	Bill Daley	Jr.	at Illinois	Oct. 30, 1943	158	18	Karan Higdon	Jr.	Rutgers	Oct. 28, 2017
197	29	Denard Robinson	So.	Connecticut	Sept. 4, 2010	157	18	Harlan Huckleby	Fr.	Northwestern	Oct. 18, 1975
197	42	Anthony Thomas	Jr.	at Indiana	Oct. 30, 1999	157	16	Harlan Huckleby	So.	Stanford	Sept. 18, 1976
196	31	Lawrence Ricks	Sr.	Purdue	Nov. 13, 1982	157	25	Roosevelt Smith	So.	Wisconsin	Oct. 15, 1977
196	19	Tim Biakabutuka	Jr.	Minnesota	Oct. 28, 1995	157	21	Brandon Minor	So.	Minnesota	Oct. 27, 2007
195	31	Mike Hart	Jr.	at Minnesota	Sept. 30, 2006	156	22	Jamie Morris	So.	Nebraska	Jan. 1, 1986
194	37	Tim Biakabutuka	Jr.	at Michigan State	Nov. 4, 1995	155	13	Billy Taylor	So.	at Illinois	Nov. 8, 1969
194	24	Butch Woolfolk	So.	Minnesota	Oct. 13, 1979	155	24	Brandon Minor	Jr.	at Purdue	Nov. 1, 2008
193	16	Jamie Morris	Sr.	Northwestern	Oct. 31, 1987	154	31	Chris Perry	Sr.	Ohio State	Nov. 22, 2003
192	29	Glenn Doughty	So.	Washington	Sept. 27, 1969	154	25	Mike Hart	Jr.	Ball State	Nov. 4, 2006
192	32	Tyrone Wheatley	Jr.	at Penn State	Oct. 16, 1993	154	19	Brandon Minor	Sr.	Purdue	Nov. 7, 2009
192	27	Fitzgerald Toussaint	So.	at Illinois	Nov. 12, 2011	153	11	Chris Evans	Fr.	at Rutgers	Oct. 8, 2016
191	27	Denard Robinson	So.	at Penn State	Oct. 30, 2010	153	23	Tyrone Wheatley	Sr.	Michigan State	Oct. 8, 1994
191	13	Chris Evans	So.	Minnesota	Nov. 4, 2017	153	24	Lawrence Ricks	Sr.	Wisconsin	Sept. 11, 1982
190	19	Butch Woolfolk	So.	Wisconsin	Nov. 3, 1979	153	27	Tony Boles	So.	at Northwestern	Oct. 29, 1988
189	23	Billy Taylor	Jr.	Iowa	Nov. 14, 1970	153	21	Rob Lytle	Sr.	at Purdue	Nov. 6, 1976
188	23	Mike Hart	Sr.	Appalachian State	Sept. 1, 2007	153	44	Mike Hart	Sr.	Penn State	Sept. 22, 2007
187	35	Mike Hart	Sr.	Notre Dame	Sept. 15, 2007	152	16	Butch Woolfolk	Jr.	at Indiana	Nov. 1, 1980
187	13	Carlos Brown	Sr.	Eastern Michigan	Sept. 19, 2009	152	18	Stan Edwards	Jr.	Illinois	Oct. 25, 1980
186	27	Butch Woolfolk	Sr.	UCLA	Dec. 31, 1981	152	21	Leroy Hoard	Jr.	Ohio State	Nov. 25, 1989
184	27	Chris Perry	Sr.	Houston	Sept. 13, 2003	152	31	Jamie Morris	Sr.	at Indiana	Oct. 24, 1987
184	29	Lawrence Ricks	So.	California	Oct. 4, 1980	152	19	Ron Johnson	Sr.	Michigan State	Oct. 12, 1968
184	32	Tony Boles	So.	Minnesota	Nov. 5, 1988	151	31	Billy Taylor	So.	at Minnesota	Oct. 25, 1969
183	13	Anthony Thomas	So.	at Hawaii	Nov. 28, 1998	151	26	Billy Taylor	Jr.	Minnesota	Oct. 24, 1970
182	18	Jamie Morris	Sr.	Wisconsin	Oct. 3, 1987	151	26	Ricky Powers	So.	at Illinois	Nov. 16, 1991
182	24	Anthony Thomas	Sr.	at UCLA	Sept. 16, 2000	151	20	Ed Shuttlesworth	Jr.	Tulane	Sept. 30, 1972
182	26	Butch Woolfolk	Jr.	Washington	Jan. 1, 1981	151	23	Mike Hart	Fr.	Northwestern	Nov. 13, 2004
182	32	Anthony Thomas	Sr.	vs. Auburn	Jan. 1, 2001	151	32	Fitzgerald Toussaint	Sr.	Indiana	Oct. 19, 2013
182	35	Tyrone Wheatley	Sr.	at Iowa	Oct. 1, 1994	150	14	Tom Kuzma	So.	at Columbia	Nov. 15, 1941
180	10	Rob Lytle	Sr.	Michigan State	Oct. 9, 1976	149	29	Jamie Morris	Sr.	at Minnesota	Nov. 7, 1987
179	10	Tony Boles	So.	at Wisconsin	Oct. 1, 1988	149	29	Billy Taylor	Jr.	Michigan State	Oct. 17, 1970
179	24	Jamie Morris	So.	Indiana	Oct. 26, 1985	149	32	B.J. Askew	Sr.	Michigan State	Nov. 2, 2002
177	31	Lawrence Ricks	Sr.	at Illinois	Nov. 6, 1982	148	20	Tyrone Wheatley	Sr.	Purdue	Nov. 5, 1994
177	13	Wes Bradford	Jr.	Minnesota	Oct. 27, 1951	148	24	Tyrone Wheatley	So.	Minnesota	Oct. 24, 1992
						148	21	Ricky Powers	So.	at Michigan State	Oct. 12, 1991
						148	22	Tony Boles	So.	at Iowa	Oct. 15, 1988
						147	22	Rob Lytle	Jr.	Indiana	Oct. 25, 1975
						147	4	Steve Smith	Sr.	at Minnesota	Nov. 12, 1983
						147	24	Harlan Huckleby	Jr.	Navy	Sept. 24, 1977
						147	14	Bob Nussbaumer	Jr.	Northwestern	Oct. 14, 1944
						146	31	Harlan Huckleby	Jr.	at Michigan State	Oct. 8, 1977
						146	31	Mike Hart	Jr.	Vanderbilt	Sept. 2, 2006
						146	25	Tyrone Wheatley	Jr.	Notre Dame	Sept. 11, 1993

MICHIGAN FOOTBALL

100-YARD RUSHERS

Yards Att.	Player	Class	Opponent	Date	Yards Att.	Player	Class	Opponent	Date		
144	26	John Herrstein	Sr.	USC	Sept. 27, 1958	128	12	Tim Biakabutuka	So.	Boston College	Sept. 4, 1994
144	14	Michael Taylor	So.	Northwestern	Oct. 31, 1987	128	15	Jon Vaughn	So.	Mississippi	Jan. 1, 1991
144	19	Tyrone Wheatley	Sr.	Penn State	Oct. 15, 1994	128	27	Ricky Powers	Fr.	at Ohio State	Nov. 24, 1990
143	23	Tyrone Wheatley	So.	at Northwestern	Nov. 7, 1992	128	15	Jim Pace	Sr.	Indiana	Nov. 16, 1957
143	25	Tim Biakabutuka	Jr.	Memphis	Sept. 9, 1995	128	21	Anthony Thomas	Jr.	Illinois	Oct. 23, 1999
142	19	Leroy Hoard	So.	USC	Jan. 2, 1989	128	11	Denard Robinson	Sr.	Illinois	Oct. 13, 2012
142	19	Gordon Bell	Jr.	at Illinois	Nov. 9, 1974	127	7	Tom Harmon	Jr.	at Chicago	Oct. 21, 1939
142	15	Billy Taylor	So.	Wisconsin	Nov. 1, 1969	127	12	Chris Howard	Jr.	at Minnesota	Oct. 26, 1996
142	28	Tom Harmon	Sr.	Pennsylvania	Oct. 26, 1940	127	24	Ricky Powers	Fr.	Minnesota	Nov. 17, 1990
142	23	Mike Hart	Jr.	at Ohio State	Nov. 18, 2006	127	25	Mike Hart	Sr.	Oregon	Sept. 8, 2007
141	35	Gordon Bell	Sr.	at Illinois	Nov. 15, 1975	127	30	Dennis Brown	Jr.	Indiana	Oct. 21, 1967
141	31	Butch Woolfolk	Jr.	at Ohio State	Nov. 22, 1980	127	30	Butch Woolfolk	So.	Indiana	Oct. 27, 1979
141	28	Chuck Heater	So.	at Illinois	Oct. 21, 1972	127	34	Anthony Thomas	Jr.	at Penn State	Nov. 13, 1999
141	15	Tim Biakabutuka	So.	Michigan State	Oct. 8, 1994	126	26	Bob Westfall	Sr.	at Illinois	Nov. 1, 1941
141	9	Tyrone Wheatley	Fr.	Northwestern	Nov. 9, 1991	126	24	Stan Edwards	Jr.	California	Oct. 4, 1980
140	20	Jim Detwiler	Sr.	at Ohio State	Nov. 19, 1966	126	23	Harlan Huckleby	So.	Michigan State	Oct. 9, 1976
140	20	Jamie Morris	Jr.	Oregon State	Sept. 20, 1986	126	13	Lawrence Ricks	Jr.	Northwestern	Oct. 24, 1981
140	24	Tim Biakabutuka	Fr.	Purdue	Nov. 6, 1993	126	12	Steve Smith	Sr.	Purdue	Nov. 5, 1983
140	24	Chris Perry	Sr.	Illinois	Oct. 18, 2003	126	11	B.J. Askew	Sr.	at Minnesota	Nov. 9, 2002
139	26	Tim Biakabutuka	Jr.	at Penn State	Nov. 18, 1995	126	31	Mike Hart	Jr.	Iowa	Oct. 21, 2006
139	23	Butch Woolfolk	Sr.	Notre Dame	Sept. 19, 1981	126	12	Michael Shaw	Jr.	Massachusetts	Sept. 18, 2010
139	24	Stan Edwards	So.	at Michigan State	Oct. 6, 1979	126	23	De'Veon Smith	Jr.	Oregon State	Sept. 12, 2015
139	27	Rick Rogers	Sr.	Northwestern	Oct. 13, 1984	125	16	De'Veon Smith	Jr.	BYU	Sept. 26, 2015
139	19	Carl Ward	Jr.	at Illinois	Nov. 6, 1965	125	26	Rick Rogers	Jr.	Iowa	Oct. 22, 1983
139	25	Tom Harmon	Sr.	at Ohio State	Nov. 23, 1940	125	14	Jamie Morris	Fr.	Minnesota	Nov. 10, 1984
138	30	Bob Wiese	So.	Ohio State	Nov. 20, 1943	125	28	Ed Shuttlesworth	So.	at Purdue	Nov. 13, 1971
138	15	Glenn Doughty	So.	Vanderbilt	Sept. 20, 1969	124	19	Rick Rogers	Jr.	Washington State	Sept. 10, 1983
138	23	Harlan Huckleby	Sr.	at Northwestern	Nov. 11, 1978	124	22	Lawrence Ricks	Sr.	Indiana	Oct. 2, 1982
138	28	Jamie Morris	Fr.	Wisconsin	Sept. 22, 1984	124	20	Rick Rogers	Jr.	Northwestern	Oct. 15, 1983
138	32	Anthony Thomas	Jr.	Notre Dame	Sept. 4, 1999	124	18	Tyrone Wheatley	Jr.	N.C. State	Jan. 1, 1994
138	29	Fitzgerald Toussaint	So.	Nebraska	Nov. 19, 2011	124	21	Gordon Bell	Sr.	Ohio State	Nov. 22, 1975
137	29	Leroy Hoard	So.	Illinois	Nov. 12, 1988	124	31	Mike Hart	Jr.	at Notre Dame	Sept. 16, 2006
137	24	Bob Timberlake	Jr.	Iowa	Nov. 16, 1963	123	13	Mel Anthony	Sr.	Oregon State	Jan. 1, 1965
137	22	Derrick Green	So.	Miami (Ohio)	Sept. 13, 2014	123	23	Lawrence Ricks	So.	at Indiana	Nov. 1, 1980
136	20	Jamie Morris	Sr.	at Illinois	Nov. 14, 1987	123	20	Bob Chappuis	So.	Iowa	Oct. 5, 1946
136	29	Butch Woolfolk	Jr.	Michigan State	Oct. 11, 1980	122	21	Anthony Thomas	Fr.	Baylor	Sept. 20, 1997
135	18	Lawrence Ricks	Sr.	Minnesota	Oct. 30, 1982	122	27	B.J. Askew	Jr.	at Penn State	Oct. 6, 2001
135	24	Bill Daley	Jr.	Notre Dame	Oct. 9, 1943	122	25	Chris Perry	Sr.	at Northwestern	Nov. 15, 2003
134	21	Ralph Chubb	Jr.	at Pennsylvania	Nov. 4, 1944	122	22	Mike Hart	Jr.	Michigan State	Oct. 7, 2006
134	25	Russell Davis	Sr.	Purdue	Nov. 18, 1978	122	10	Denard Robinson	Sr.	at Ohio State	Nov. 24, 2012
134	18	Tyrone Wheatley	So.	at Indiana	Oct. 17, 1992	122	16	Drake Johnson	So.	Indiana	Nov. 1, 2014
134	24	Ron Johnson	Sr.	at Northwestern	Nov. 2, 1968	121	22	Ron Johnson	Sr.	Navy	Oct. 5, 1968
134	17	Gordon Bell	Jr.	Minnesota	Oct. 26, 1974	121	20	Rob Lytle	Jr.	at Michigan State	Oct. 11, 1975
133	17	Chuck Heater	Jr.	at Iowa	Sept. 15, 1973	121	23	Jesse Johnson	Jr.	Illinois	Nov. 14, 1992
133	25	Clarence Williams	So.	Boston College	Sept. 21, 1996	121	20	Mel Anthony	Sr.	at Iowa	Nov. 14, 1964
133	31	Chris Perry	Sr.	Notre Dame	Sept. 13, 2003	121	21	Tom Kuzma	Fr.	at Illinois	Nov. 1, 1941
133	20	Ty Isaac	Sr.	Cincinnati	Sept. 9, 2017	121	22	Clarence Williams	Sr.	Wisconsin	Nov. 14, 1998
132	20	Tyrone Wheatley	Sr.	Wisconsin	Oct. 29, 1994	121	25	Mike Hart	Fr.	San Diego State	Sept. 18, 2004
132	13	Tracy Williams	So.	at Wisconsin	Oct. 1, 1988	121	22	Denard Robinson	So.	Wisconsin	Nov. 20, 2010
132	21	Anthony Thomas	So.	vs. Arkansas	Jan. 1, 1999	121	24	Devin Gardner	Jr.	at Penn State	Oct. 12, 2013
132	13	Carlos Brown	So.	Minnesota	Oct. 20, 2007	121	18	De'Veon Smith	So.	at Northwestern	Nov. 8, 2014
131	23	Butch Woolfolk	Fr.	Minnesota	Oct. 28, 1978	120	15	Jim Pace	Jr.	Illinois	Nov. 10, 1956
131	19	Harlan Huckleby	So.	Wisconsin	Sept. 11, 1976	120	18	Lawrence Ricks	Sr.	at Iowa	Oct. 16, 1982
131	20	Carl Ward	Sr.	Illinois	Nov. 5, 1966	120	20	Dave Fisher	Sr.	Purdue	Oct. 15, 1966
131	16	Tom Harmon	Sr.	at California	Sept. 28, 1940	120	21	Anthony Thomas	Sr.	at Purdue	Oct. 7, 2000
131	25	Jon Vaughn	So.	at Purdue	Nov. 3, 1990	120	22	Chris Howard	Sr.	at Penn State	Nov. 8, 1997
131	14	Anthony Thomas	Sr.	Rice	Sept. 9, 2000	120	23	Chris Perry	Jr.	Washington	Aug. 31, 2002
131	25	Sam McGuffie	Fr.	at Notre Dame	Sept. 13, 2008	120	28	Chris Howard	Jr.	Penn State	Nov. 16, 1996
130	14	Steve Smith	Sr.	Indiana	Oct. 1, 1983	120	28	Tom Harmon	Sr.	Michigan State	Oct. 5, 1940
130	23	Jamie Morris	Sr.	Ohio State	Nov. 21, 1987	120	31	Justin Fargas	Fr.	at Northwestern	Oct. 17, 1998
129	33	Tony Boles	So.	Miami (Fla.)	Sept. 17, 1988	120	20	Fitzgerald Toussaint	So.	Ohio State	Nov. 26, 2011
129	20	Rob Lytle	Sr.	Minnesota	Oct. 30, 1976	120	20	Fitzgerald Toussaint	Sr.	Connecticut	Sept. 21, 2013
129	20	Anthony Thomas	Fr.	Iowa	Oct. 18, 1997	119	21	Bob Wiese	Jr.	Northwestern	Oct. 14, 1944
129	32	Mike Hart	Sr.	vs. Florida (Capital)	Jan. 1, 2008	119	23	Jamie Morris	So.	Notre Dame	Sept. 14, 1985
129	5	Denard Robinson	So.	Bowling Green	Sept. 25, 2010	119	14	Butch Woolfolk	Sr.	at Wisconsin	Sept. 12, 1981
128	24	Harlan Huckleby	Jr.	at Illinois	Sept. 10, 1977	119	24	Gordon Bell	Sr.	Missouri	Oct. 4, 1975
128	18	Don Moorhead	Jr.	Washington	Sept. 27, 1969	118	9	Alan Jefferson	So.	Washington State	Sept. 19, 1987
128	10	Chuck Heater	Jr.	Indiana	Nov. 3, 1973	118	10	Bennie McRae	Sr.	at Illinois	Nov. 11, 1961
128	7	Leroy Hoard	So.	Indiana	Oct. 22, 1988	118	17	Chris Perry	Jr.	Western Michigan	Sept. 7, 2002
128	19	Jamie Morris	Sr.	Notre Dame	Sept. 12, 1987	118	19	Bob Chappuis	So.	Wisconsin	Nov. 16, 1946

MICHIGAN FOOTBALL

100-YARD RUSHERS

Yards Att.	Player	Class	Opponent	Date	Yards Att.	Player	Class	Opponent	Date		
118	20	Jesse Johnson	Jr.	at Purdue	Oct. 31, 1992	109	25	De'Veon Smith	Jr.	vs. Florida (Citrus)	Jan. 1, 2016
118	21	Jamie Morris	Jr.	at Hawaii	Dec. 6, 1986	109	14	Ty Isaac	Sr.	Rutgers	Oct. 28, 2017
118	23	Ricky Powers	So.	Purdue	Nov. 2, 1991	108	11	David Underwood	Jr.	Houston	Sept. 6, 2003
118	25	Billy Taylor	Sr.	Ohio State	Nov. 20, 1971	108	14	Carl Ward	So.	Minnesota	Oct. 24, 1964
118	n.a.	Jack Weisenberger	Sr.	at Northwestern	Oct. 18, 1947	108	17	Ron Johnson	Jr.	at Minnesota	Oct. 28, 1967
118	9	Vincent Smith	Jr.	Eastern Michigan	Sept. 17, 2011	108	17	Leroy Hoard	Jr.	USC	Jan. 1, 1990
117	14	Gordon Bell	Sr.	Indiana	Oct. 25, 1975	108	23	Anthony Thomas	Sr.	Bowling Green	Sept. 2, 2000
117	15	Billy Taylor	Sr.	at Michigan State	Oct. 9, 1971	108	25	Gordon Bell	Jr.	at Ohio State	Nov. 23, 1974
117	20	Gil Chapman	Jr.	at Michigan State	Oct. 13, 1973	108	31	Jamie Morris	Sr.	at Michigan State	Oct. 10, 1987
117	15	Tyrone Wheatley	Jr.	Washington State	Sept. 4, 1993	108	23	Mike Hart	So.	Penn State	Oct. 15, 2005
117	27	Bob Ptacek	Sr.	Illinois	Nov. 8, 1958	108	12	Brandon Minor	Fr.	Ball State	Nov. 4, 2006
117	32	Tim Biakabutuka	Jr.	at Boston College	Sept. 16, 1995	108	16	Denard Robinson	Jr.	Notre Dame	Sept. 10, 2011
117	17	Bob Nussbaumer	Jr.	at Marquette	Sept. 23, 1944	108	11	Fitzgerald Toussaint	So.	Minnesota	Oct. 1, 2011
117	25	Butch Woolfolk	Sr.	Navy	Sept. 26, 1981	107	22	Kerry Smith	Sr.	at Wisconsin	Sept. 24, 1983
117	15	Anthony Thomas	So.	Eastern Michigan	Sept. 19, 1998	107	24	Ron Johnson	Jr.	Michigan State	Oct. 14, 1967
117	27	Mike Hart	So.	Northern Illinois	Sept. 3, 2005	107	14	Bob Perryman	Sr.	at Hawaii	Dec. 6, 1986
117	26	Max Martin	So.	Eastern Michigan	Sept. 17, 2005	107	28	Ed Shuttlesworth	Jr.	Michigan State	Oct. 14, 1972
117	23	Brandon Minor	Jr.	at Penn State	Oct. 18, 2008	107	12	De'Veon Smith	Sr.	Penn State	Sept. 24, 2016
117	25	Denard Robinson	Jr.	at Northwestern	Oct. 8, 2011	106	17	Stan Edwards	So.	Kansas	Sept. 22, 1979
116	15	Steve Smith	So.	Illinois	Nov. 7, 1981	106	16	Thomas Wilcher	Jr.	at South Carolina	Sept. 21, 1985
116	15	Dave Raimey	Jr.	Duke	Nov. 4, 1961	106	20	Dave Fisher	Jr.	Wisconsin	Oct. 30, 1965
116	27	Ed Shuttlesworth	Sr.	Ohio State	Nov. 24, 1973	106	18	Butch Woolfolk	Sr.	Northwestern	Oct. 24, 1981
116	7	Russell Davis	So.	Stanford	Sept. 18, 1976	106	12	Ricky Powers	Fr.	at Wisconsin	Oct. 6, 1990
116	23	Anthony Thomas	Jr.	Purdue	Oct. 2, 1999	106	30	Mike Hart	Sr.	at Northwestern	Sept. 29, 2007
116	19	Mike Hart	Jr.	Central Michigan	Sept. 9, 2006	106	16	Brandon Minor	Sr.	Notre Dame	Sept. 12, 2009
115	24	Ed Shuttlesworth	Jr.	at UCLA	Sept. 23, 1972	106	10	Denard Robinson	Sr.	Massachusetts	Sept. 15, 2012
115	16	Chuck Ortmann	Jr.	Minnesota	Oct. 22, 1949	106	8	Karan Higdon	So.	Illinois	Oct. 22, 2016
115	9	Tony Boles	Jr.	at Illinois	Nov. 11, 1989	105	11	Ed Davis	Fr.	Houston	Sept. 26, 1992
115	23	Carlos Brown	Jr.	Northwestern	Nov. 15, 2008	105	16	Tyrone Wheatley	Jr.	Ohio State	Nov. 20, 1993
115	8	De'Veon Smith	So.	Appalachian St.	Aug. 30, 2014	105	22	Butch Woolfolk	So.	at Purdue	Nov. 10, 1979
114	n.a.	Bob Weise	So.	at Notre Dame	Nov. 14, 1942	105	25	Chris Howard	Jr.	at Ohio State	Nov. 23, 1996
114	12	Dave Raimey	So.	Duke	Oct. 8, 1960	105	19	Gordon Bell	Sr.	at Michigan State	Oct. 11, 1975
114	10	Rick Leach	So.	Minnesota	Oct. 30, 1976	105	8	Rob Lytle	Jr.	Northwestern	Oct. 18, 1975
114	13	Clarence Williams	Sr.	at Notre Dame	Sept. 5, 1998	105	15	Wes Bradford	So.	Indiana	Nov. 11, 1950
114	11	Ty Isaac	Sr.	vs. Florida	Sept. 2, 2017	105	28	Billy Taylor	Sr.	at Northwestern	Sept. 11, 1971
114	8	Ty Isaac	Jr.	UNLV	Sept. 19, 2015	105	24	Jerome Jackson	Jr.	at Northwestern	Oct. 29, 2005
114	13	Karan Higdon	So.	at Rutgers	Oct. 8, 2016	105	25	Sam McGuffie	Fr.	Toledo	Oct. 11, 2008
114	19	De'Veon Smith	Sr.	Maryland	Nov. 5, 2016	105	18	Denard Robinson	So.	Iowa	Oct. 16, 2010
113	17	Tony Branoff	So.	Ohio State	Nov. 21, 1953	105	18	Denard Robinson	So.	at Ohio State	Nov. 27, 2010
113	20	Rob Lytle	Jr.	Stanford	Sept. 20, 1975	104	18	Harlan Huckleby	So.	Arizona	Oct. 7, 1978
113	23	Don Dufek	Sr.	California	Jan. 1, 1951	104	14	Carl Ward	Jr.	Ohio State	Nov. 20, 1965
113	13	Preston Henry	Jr.	at Washington	Sept. 26, 1970	104	18	Rob Lytle	Jr.	Ohio State	Nov. 22, 1975
113	18	Bob Timberlake	Sr.	Purdue	Oct. 17, 1964	104	27	Donald Peterson	Sr.	at Illinois	Nov. 3, 1951
113	23	Ricky Powers	Fr.	Illinois	Nov. 10, 1990	104	21	Jesse Johnson	So.	at Illinois	Nov. 16, 1991
113	28	Tyrone Wheatley	Jr.	Iowa	Oct. 2, 1993	104	9	Bob Ptacek	So.	Indiana	Nov. 17, 1956
113	11	Kerry Smith	Jr.	Minnesota	Oct. 30, 1982	104	10	Walter Cross	Fr.	Syracuse	Sept. 12, 1998
113	12	Bob Nussbaumer	So.	Wisconsin	Nov. 13, 1943	104	17	Denard Robinson	Jr.	Massachusetts	Sept. 18, 2010
113	25	Carlos Brown	So.	at Illinois	Oct. 20, 2007	103	17	Tony Branoff	Sr.	at Illinois	Nov. 5, 1955
112	14	Ricky Powers	Fr.	Mississippi	Jan. 1, 1991	103	22	Billy Taylor	Sr.	Illinois	Oct. 16, 1971
112	15	B.J. Aske	Jr.	Western Michigan	Sept. 22, 2001	103	16	Gil Chapman	Jr.	Illinois	Nov. 10, 1973
112	16	Ed Shuttlesworth	So.	Iowa	Nov. 6, 1971	103	11	Don Moorhead	Jr.	Vanderbilt	Sept. 20, 1969
112	18	Tom Harmon	Jr.	Iowa	Oct. 14, 1939	103	19	Tony Boles	So.	at Ohio State	Nov. 19, 1988
112	19	Chris Howard	Sr.	Baylor	Sept. 20, 1997	103	10	Chris Perry	Fr.	Bowling Green	Sept. 2, 2000
112	21	Chris Perry	Sr.	Indiana	Sept. 27, 2003	103	10	Devin Gardner	Jr.	Akron	Sept. 14, 2013
112	26	Mike Hart	Jr.	at Penn State	Oct. 14, 2006	102	22	Dave Raimey	Jr.	Iowa	Nov. 18, 1961
112	8	Chris Evans	Fr.	Hawaii	Sept. 3, 2016	102	13	Anthony Thomas	So.	Wisconsin	Nov. 14, 1998
111	16	Ed Shuttlesworth	So.	Virginia	Sept. 18, 1971	102	21	Mike Hart	Sr.	Purdue	Oct. 13, 2007
111	16	Tim Biakabutuka	Jr.	at Indiana	Oct. 21, 1995	101	17	Gene Derricotte	Fr.	Purdue	Oct. 28, 1944
111	31	Anthony Thomas	Jr.	Ohio State	Nov. 20, 1999	101	11	Bob Perryman	Sr.	at Indiana	Oct. 25, 1986
110	14	Rob Lytle	Sr.	Wake Forest	Oct. 2, 1976	101	19	Rob Lytle	Sr.	Stanford	Sept. 18, 1976
110	15	Don Dufek	Sr.	Northwestern	Nov. 18, 1950	101	20	Chuck Heater	Sr.	at Wisconsin	Oct. 19, 1974
110	19	Russell Davis	Jr.	Texas A&M	Oct. 1, 1977	101	15	Rob Lytle	So.	Navy	Sept. 28, 1974
110	13	Bob Perryman	So.	BYU	Dec. 21, 1984	100	14	Gordon Bell	Sr.	Northwestern	Oct. 18, 1975
110	29	Gerald White	Jr.	Ohio State	Nov. 23, 1985	100	n.a.	Jack Weisenberger	Sr.	Ohio State	Nov. 22, 1947
110	27	Lawrence Ricks	Sr.	at Ohio State	Nov. 20, 1982	100	25	Tim Biakabutuka	So.	at Notre Dame	Sept. 10, 1994
110	21	Chris Howard	Sr.	at Michigan State	Oct. 25, 1997	100	24	Chris Howard	Jr.	Michigan State	Nov. 2, 1996
110	15	Mike Hart	Sr.	at Michigan State	Nov. 3, 2007	100	22	Tony Boles	Jr.	at Michigan State	Oct. 14, 1989
109	14	Elroy Hirsch	Jr.	Minnesota	Oct. 23, 1943	100	19	Tyrone Wheatley	So.	at Ohio State	Nov. 21, 1992
109	16	Chris Howard	Jr.	UCLA	Sept. 28, 1996	100	18	Bob Wiese	So.	Indiana	Nov. 6, 1943
109	21	Tom Harmon	Sr.	at Harvard	Oct. 12, 1940	100	26	Chris Howard	Sr.	at Wisconsin	Nov. 15, 1997
109	28	Mike Hart	So.	Minnesota	Oct. 8, 2005	100	23	Denard Robinson	Sr.	vs. South Carolina	Jan. 1, 2013

MICHIGAN FOOTBALL

100-YARD RUSHING DUOS

Name	Att	Yds	Opponent	Site	Date	Result	Name	Att	Yds	Opponent	Site	Date	Result
Bob Westfall	26	126	Illinois	A	Nov. 1, 1941	W, 20-0	Tony Boles	10	179	Wisconsin	A	Oct. 1, 1988	W, 62-14
Tom Kuzma	21	121					Tracy Williams	13	132				
Bob Nussbaumer	14	147	Northwestern	H	Oct. 14, 1944	W, 27-0	Leroy Hoard	23	158	Ohio State	A	Nov. 19, 1988	W, 34-31
Bob Wiese	21	119					Tony Boles	19	103				
Bob Nussbaumer	15	165	Purdue	H	Oct. 28, 1944	W, 40-14	Jon Vaughn	15	128	Mississippi	1	Jan. 1, 1991	W, 35-3
Gene Derricotte	17	101					Ricky Powers	14	112				
Glenn Doughty	15	138	Vanderbilt	H	Sept. 20, 1969	W, 42-14	Ricky Powers	26	151	Illinois	A	Nov. 16, 1991	W, 20-0
Don Moorhead	11	103					Jesse Johnson	21	104				
Glenn Doughty	29	192	Washington	H	Sept. 27, 1969	W, 45-7	Tyrone Wheatley	23	153	Michigan State	H	Oct. 8, 1994	W, 40-20
Don Moorhead	18	128					Tim Biakabutuka	15	141				
Billy Taylor	21	225	Iowa	A	Nov. 15, 1969	W, 51-6	Tyrone Wheatley	20	148	Purdue	A	Nov. 5, 1994	W, 45-23
Glenn Doughty	17	100					Tim Biakabutuka	12	100				
Rob Lytle	20	158	Minnesota	H	Oct. 26, 1974	W, 49-0	Anthony Thomas	21	122	Baylor	H	Sept. 20, 1997	W, 21-3
Gordon Bell	17	134					Chris Howard	19	112				
Rob Lytle	20	111	Michigan State	A	Oct. 11, 1975	W, 16-6	Clarence Williams	22	121	Wisconsin	H	Nov. 14, 1998	W, 27-10
Gordon Bell	19	105					Anthony Thomas	13	102				
Harlan Huckleby	18	157	Northwestern	H	Oct. 18, 1975	W, 69-0	Anthony Thomas	23	108	Bowling Green	H	Sept. 2, 2000	W, 42-7
Rob Lytle	8	105					Chris Perry	10	103				
Gordon Bell	14	100					Chris Perry	27	184	Houston	H	Sept. 6, 2003	W, 50-3
Rob Lytle	22	147	Indiana	H	Oct. 25, 1975	W, 55-7	David Underwood	11	108				
Gordon Bell	14	117					Mike Hart	25	154	Ball State	H	Nov. 4, 2006	W, 34-26
Gordon Bell	21	124	Ohio State	H	Nov. 22, 1975	L, 14-21	Brandon Minor	12	108				
Rob Lytle	18	104					Brandon Minor	21	157	Minnesota	H	Oct. 27, 2007	W, 34-10
Harlan Huckleby	16	157	Stanford	H	Sept. 18, 1976	W, 51-0	Carlos Brown	13	132				
Russell Davis	7	116					Michael Shaw	12	126	Massachusetts	H	Sept. 18, 2010	W, 42-37
Rob Lytle	19	101					Denard Robinson	17	104				
Rob Lytle	10	180	Michigan State	H	Oct. 9, 1976	W, 42-10	Denard Robinson	26	198	Eastern Michigan	H	Sept. 17, 2011	W, 31-2
Harlan Huckleby	23	126					Vincent Smith	9	118				
Rob Lytle	20	129	Minnesota	H	Oct. 30, 1976	W, 45-0	Denard Robinson	26	170	Ohio State	H	Nov. 26, 2011	W, 40-34
Rick Leach	10	114					Fitzgerald Toussaint	20	120				
Roosevelt Smith	25	157	Wisconsin	H	Oct. 15, 1977	W, 56-0	Derrick Green	15	170	Appalachian St.	H	Aug. 30, 2014	W, 52-14
Russell Davis	19	105					De'Veon Smith	8	115				
Butch Woolfolk	29	194	Minnesota	H	Oct. 13, 1979	W, 31-21	Chris Evans	11	153	Rutgers	A	Oct. 8, 2016	W, 78-0
Lawrence Reid	17	179					Karan Higdon	13	114				
Lawrence Ricks	29	184	California	H	Oct. 4, 1980	W, 38-13	Karan Higdon	18	158	Rutgers	H	Oct. 28, 2017	W, 35-14
Stan Edwards	24	126					Ty Isaac	14	109				
Butch Woolfolk	16	152	Indiana	A	Nov. 1, 1980	W, 35-0	Karan Higdon	16	200	Minnesota	H	Nov. 4, 2017	W, 33-10
Lawrence Ricks	23	123					Chris Evans	13	191				
Lawrence Ricks	13	126	Northwestern	H	Oct. 24, 1981	W, 38-0							
Butch Woolfolk	18	106											
Lawrence Ricks	29	184	Minnesota	H	Oct. 30, 1982	W, 52-14							
Kerry Smith	11	113											
Jamie Morris	21	118	Hawaii	A	Dec. 6, 1986	W, 27-10							
Robert Perryman	14	107											
Jamie Morris	16	193	Northwestern	H	Oct. 31, 1987	W, 29-6							
Michael Taylor	14	144											

1- Gator Bowl, Jacksonville, FL

Team Record with Two or More 100-yard Rushers
Overall Record: 40-1

Road Games: 9-0

Home Games: 30-1

Neutral Site Games: 1-0

MICHIGAN FOOTBALL

100-YARD RUSHING LEADERS

Ordered by number of times
rushed over 100 yards

Mike Hart (28)

Yds. Att.	Opponent	Year (Class)
234	40	at Illinois, 2004 (Fr.)
224	33	Michigan State, 2004 (Fr.)
216	36	at Michigan State, 2005 (So.)
215	22	Eastern Michigan, 2007 (Sr.)
206	33	at Purdue, 2004 (Fr.)
195	31	at Minnesota, 2006 (Sr.)
188	23	Appalachian State, 2007 (Sr.)
187	35	Notre Dame, 2007 (Sr.)
160	35	Minnesota, 2004 (Fr.)
154	25	Ball State, 2006 (Sr.)
153	44	Penn State, 2007 (Sr.)
151	23	Northwestern, 2004 (Fr.)
146	31	Vanderbilt, 2006 (Sr.)
142	23	at Ohio State, 2006 (Sr.)
129	32	vs. Florida, 2007* (Sr.)
127	25	Oregon, 2007 (Sr.)
126	31	Iowa, 2006 (Sr.)
124	31	at Notre Dame, 2006 (Sr.)
122	22	Michigan State, 2006 (Sr.)
121	25	San Diego State, 2004 (Fr.)
117	27	Northern Illinois, 2005 (So.)
116	19	Central Michigan, 2006 (Sr.)
112	26	at Penn State, 2006 (Sr.)
110	15	at Michigan State, 2007 (Sr.)
109	28	Minnesota, 2005 (So.)
108	23	Penn State, 2005 (So.)
106	30	at Northwestern, 2007 (Sr.)
102	21	Purdue, 2007 (Sr.)

* Capital One Bowl

Anthony Thomas (22)

Yds. Att.	Opponent	Year (Class)
228	35	at Illinois, 2000 (Sr.)
199	37	at Northwestern, 2000 (Sr.)
197	42	at Indiana, 1999 (Sr.)
183	13	at Hawaii, 1998 (So.)
182	24	at UCLA, 2000 (Sr.)
182	32	vs. Auburn, 2001* (Sr.)
175	25	Michigan State, 2000 (Sr.)
172	17	Northwestern, 1999 (Sr.)
171	35	Penn State, 2000 (Sr.)
138	32	Notre Dame, 1999 (Sr.)
132	21	Arkansas, 1999* (So.)
131	14	Rice, 2000 (Sr.)
129	20	Iowa, 1997 (Fr.)
128	21	Illinois, 1999 (Sr.)
127	34	at Penn State, 1999 (Sr.)
122	21	Baylor, 1997 (Fr.)
120	21	at Purdue, 2000 (Sr.)
117	15	Eastern Michigan, 1998 (So.)
116	23	Purdue, 1999 (Sr.)
111	31	Ohio State, 1999 (Sr.)
108	23	Bowling Green, 2000 (Sr.)
102	13	Wisconsin, 1998 (So.)

* Florida Citrus Bowl

Tyrone Wheatley (20)

Yds. Att.	Opponent	Year (Class)
235	15	vs. Washington, 1993* (So.)
224	19	Iowa, 1992 (So.)
192	32	at Penn State, 1993 (Sr.)
182	35	at Iowa, 1994 (Sr.)
172	28	Michigan State, 1992 (So.)
171	26	Houston, 1993 (Sr.)
153	23	Michigan State, 1994 (Sr.)
148	20	Purdue, 1994 (Sr.)
148	24	Minnesota, 1992 (So.)

146	25	Notre Dame, 1993 (Sr.)
144	19	Penn State, 1994 (Sr.)
143	23	at Northwestern, 1992 (So.)
141	9	Northwestern, 1991 (Fr.)
134	18	at Indiana, 1992 (So.)
132	20	Wisconsin, 1994 (Sr.)
124	18	vs. N.C. State, 1994^ (Sr.)
117	15	Washington State, 1993 (Sr.)
113	28	Iowa, 1993 (Sr.)
105	16	Ohio State, 1993 (Sr.)
100	19	at Ohio State, 1992 (So.)

*Rose Bowl; ^Hall of Fame Bowl

Denard Robinson (20)

Yds. Att.	Opponent	Year (Class)
258	28	at Notre Dame, 2010 (So.)
235	24	at Purdue, 2012 (Sr.)
218	20	Air Force, 2012 (Sr.)
217	19	at Indiana, 2010 (So.)
200	21	San Diego State, 2011 (Sr.)
198	26	Eastern Michigan, 2011 (Sr.)
197	29	Connecticut, 2010 (So.)
191	27	at Penn State, 2010 (So.)
170	26	Ohio State, 2011 (Sr.)
129	5	Bowling Green, 2010 (So.)
128	11	Illinois, 2012 (Sr.)
122	10	at Ohio State, 2012 (Sr.)
121	22	Wisconsin, 2010 (So.)
117	25	at Northwestern, 2011 (Sr.)
108	16	Notre Dame, 2011 (Sr.)
106	10	Massachusetts, 2012 (Sr.)
105	18	Iowa, 2010 (So.)
105	18	at Ohio State, 2010 (So.)
104	17	Massachusetts, 2010 (So.)
100	23	vs. South Carolina, 2012* (Sr.)

*Outback Bowl

Jamie Morris (18)

Yds. Att.	Opponent	Year (Class)
234	23	vs. Alabama, 1988* (Sr.)
210	29	at Ohio State, 1986 (Sr.)
193	16	Northwestern, 1987 (Sr.)
182	18	Wisconsin, 1987 (Sr.)
179	24	Indiana, 1985 (So.)
171	20	Long Beach State, 1987 (Sr.)
156	22	vs. Nebraska, 1986^ (So.)
152	31	at Indiana, 1987 (Sr.)
149	29	at Minnesota, 1987 (Sr.)
140	20	Oregon State, 1986 (Sr.)
138	28	Wisconsin, 1984 (Fr.)
136	20	at Illinois, 1987 (Sr.)
130	23	Ohio State, 1987 (Sr.)
128	19	Notre Dame, 1987 (Sr.)
125	14	Minnesota, 1984 (Fr.)
119	23	Notre Dame, 1985 (So.)
118	21	at Hawaii, 1986 (Sr.)
108	31	at Michigan State, 1987 (Sr.)

*Hall of Fame Bowl; ^Fiesta Bowl

Butch Woolfolk (16)

Yds. Att.	Opponent	Year (Class)
253	39	at Michigan State, 1981 (Sr.)
194	24	Minnesota, 1979 (So.)
190	19	Wisconsin, 1979 (So.)
186	27	vs. UCLA, 1981* (Sr.)
182	26	vs. Washington, 1981^ (Sr.)
176	26	at Indiana, 1981 (Sr.)
152	16	Indiana, 1980 (Sr.)
141	31	at Ohio State, 1980 (Sr.)
139	23	Notre Dame, 1981 (Sr.)
136	29	Michigan State, 1980 (Sr.)

131	23	Minnesota, 1978 (Fr.)
127	30	Indiana, 1979 (So.)
119	14	at Wisconsin, 1981 (Sr.)
117	25	Navy, 1981 (Sr.)
106	18	Northwestern, 1981 (Sr.)
105	22	at Purdue, 1979 (So.)

*Bluebonnet Bowl; ^Rose Bowl

Rob Lytle (15)

Yds. Att.	Opponent	Year (Class)
180	10	Michigan State, 1976 (Sr.)
175	25	at Indiana, 1976 (Sr.)
172	18	at Northwestern, 1976 (Sr.)
165	29	at Ohio State, 1976 (Sr.)
158	20	Minnesota, 1974 (So.)
153	21	at Purdue, 1976 (Sr.)
147	22	Indiana, 1975 (Sr.)
129	20	Minnesota, 1976 (Sr.)
121	20	at Michigan State, 1975 (Sr.)
113	20	Stanford, 1975 (Sr.)
110	14	Wake Forest, 1976 (Sr.)
105	8	Northwestern, 1975 (Sr.)
104	18	Ohio State, 1975 (Sr.)
101	19	Stanford, 1976 (Sr.)
101	15	Navy, 1974 (So.)

Gordon Bell (13)

Yds. Att.	Opponent	Year (Class)
210	28	at Wisconsin, 1975 (Sr.)
172	31	at Minnesota, 1975 (Sr.)
166	23	Purdue, 1974 (Sr.)
159	23	at Indiana, 1974 (Sr.)
142	19	at Illinois, 1974 (Sr.)
141	35	at Illinois, 1975 (Sr.)
134	17	Minnesota, 1974 (Sr.)
124	21	Ohio State, 1975 (Sr.)
119	24	Missouri, 1975 (Sr.)
117	14	Indiana, 1975 (Sr.)
108	25	at Ohio State, 1974 (Sr.)
105	19	at Michigan State, 1975 (Sr.)
100	14	Northwestern, 1975 (Sr.)

Billy Taylor (13)

Yds. Att.	Opponent	Year (Class)
225	21	at Iowa, 1969 (So.)
189	23	Iowa, 1970 (Sr.)
172	11	Indiana, 1971 (Sr.)
166	33	at Minnesota, 1971 (Sr.)
155	13	at Illinois, 1969 (So.)
151	31	at Minnesota, 1969 (So.)
151	26	Minnesota, 1970 (Sr.)
149	29	Michigan State, 1970 (Sr.)
142	15	Wisconsin, 1969 (So.)
118	25	Ohio State, 1971 (Sr.)
117	15	at Michigan State, 1971 (Sr.)
105	28	at Northwestern, 1971 (Sr.)
103	22	Illinois, 1971 (Sr.)

Tim Biakabutuka (13)

Yds. Att.	Opponent	Year (Class)
313	37	Ohio State, 1995 (Sr.)
205	34	Northwestern, 1995 (Sr.)
196	19	Minnesota, 1995 (Sr.)
194	37	at Michigan State, 1995 (Sr.)
143	25	Memphis, 1995 (Sr.)
141	15	Michigan State, 1994 (So.)
139	26	at Penn State, 1995 (Sr.)
140	24	Purdue, 1993 (Fr.)
128	12	Boston College, 1994 (So.)
117	32	at Boston College, 1995 (Sr.)

111	16	at Indiana, 1995 (Sr.)
100	25	at Notre Dame, 1994 (So.)

Chris Perry (12)

Yds. Att.	Opponent	Year (Class)
232	22	Central Michigan, 2003 (Sr.)
219	51	at Michigan State, 2003 (Sr.)
184	27	Houston, 2003 (Sr.)
175	27	Wisconsin, 2002 (Sr.)
154	31	Ohio State, 2003 (Sr.)
140	24	Illinois, 2003 (Sr.)
133	31	Notre Dame, 2003 (Sr.)
122	25	at Northwestern, 2003 (Sr.)
120	23	Washington, 2002 (Sr.)
118	17	Western Michigan, 2002 (Sr.)
112	21	Indiana, 2003 (Sr.)
103	10	Bowling Green, 2000 (Fr.)

Tony Boles (10)

Yds. Att.	Opponent	Year (Class)
213	33	Wake Forest, 1988 (So.)
184	32	Minnesota, 1988 (So.)
179	10	at Wisconsin, 1988 (So.)
158	14	Indiana, 1989 (Sr.)
153	27	at Northwestern, 1988 (So.)
148	22	at Iowa, 1988 (So.)
129	33	Miami (Fla.), 1988 (So.)
115	9	at Illinois, 1989 (Sr.)
103	19	at Ohio State, 1988 (So.)
100	22	at Michigan State, 1989 (Sr.)

Ron Johnson (10)

Yds. Att.	Opponent	Year (Class)
347	31	Wisconsin, 1968 (Sr.)
270	26	Navy 1967 (Sr.)
205	31	at Duke, 1968 (Sr.)
167	42	Northwestern, 1967 (Sr.)
163	34	at Indiana, 1968 (Sr.)
152	19	Michigan State, 1968 (Sr.)
134	24	at Northwestern, 1968 (Sr.)
121	22	Navy, 1968 (Sr.)
108	17	at Minnesota, 1967 (Sr.)
107	24	Michigan State, 1967 (Sr.)

Ricky Powers (10)

Yds. Att.	Opponent	Year (Class)
176	27	at Boston College, 1991 (So.)
164	38	Notre Dame, 1991 (So.)
151	26	at Illinois, 1991 (So.)
148	21	at Michigan State, 1991 (So.)
128	27	at Ohio State, 1990 (Fr.)
127	24	Minnesota, 1990 (Fr.)
118	23	Purdue, 1991 (So.)
113	23	Illinois, 1990 (Fr.)
112	14	vs. Mississippi, 1991* (Fr.)
106	12	at Wisconsin, 1990 (Fr.)

*Gator Bowl

Lawrence Ricks (10)

Yds. Att.	Opponent	Year (Class)
196	31	Purdue, 1982 (Sr.)
184	29	California, 1980 (So.)
177	31	at Illinois, 1982 (Sr.)
153	24	Wisconsin, 1982 (Sr.)
135	18	Michigan State, 1982 (Sr.)
126	13	Northwestern, 1981 (Sr.)
124	22	Indiana, 1982 (Sr.)
123	23	at Indiana, 1980 (So.)
120	18	at Iowa, 1982 (Sr.)
110	27	at Ohio State, 1982 (Sr.)

MICHIGAN FOOTBALL

100-YARD RUSHING LEADERS

Tom Harmon (9)

Yds.	Att.	Opponent	Year (Class)
206	19	Yale	1939 (Jr.)
202	29	at Pennsylvania	1939 (Jr.)
142	28	Pennsylvania	1940 (Sr.)
139	25	at Ohio State	1940 (Sr.)
131	16	at California	1940 (Sr.)
127	7	at Chicago	1939 (Jr.)
120	28	Michigan State	1940 (Sr.)
112	18	Iowa	1939 (Jr.)
109	21	at Harvard	1940 (Sr.)

Chris Howard (9)

Yds.	Att.	Opponent	Year (Class)
127	12	at Minnesota	1996 (Jr.)
120	22	at Penn State	1997 (Sr.)
120	28	Penn State	1996 (Jr.)
112	19	Baylor	1997 (Sr.)
110	21	at Michigan State	1997 (Sr.)
109	16	UCLA	1996 (Jr.)
105	25	at Ohio State	1996 (Jr.)
100	24	Michigan State	1996 (Jr.)
100	26	at Wisconsin	1997 (Sr.)

Harlan Huckleby (9)

Yds.	Att.	Opponent	Year (Class)
157	18	Northwestern	1975 (Fr.)
157	16	Stanford	1976 (So.)
147	24	Navy	1977 (Jr.)
146	31	at Michigan State	1977 (Jr.)
138	23	at Northwestern	1978 (Sr.)
131	19	Wisconsin	1976 (So.)
128	24	at Illinois	1977 (Jr.)
126	23	Michigan State	1976 (So.)
104	18	Arizona	1978 (Sr.)

De'Veon Smith (8)

Yds.	Att.	Opponent	Year (Class)
158	23	Indiana	2016 (Sr.)
126	23	Oregon State	2015 (Jr.)
125	16	BYU	2015 (Jr.)
121	18	at Northwestern	2014 (So.)
115	8	Appalachian State	2014 (So.)
114	19	Maryland	2016 (Sr.)
109	25	vs. Florida*	2016 (Jr.)
107	12	Penn State	2016 (Sr.)

*Citrus Bowl

Ed Shuttlesworth (7)

Yds.	Att.	Opponent	Year (Class)
151	20	Tulane	1972 (Jr.)
125	28	at Purdue	1971 (So.)
116	27	Ohio State	1973 (Sr.)
115	24	at UCLA	1972 (Jr.)
112	16	Iowa	1971 (So.)
111	16	Virginia	1971 (So.)
107	28	Michigan State	1972 (Jr.)

Fitzgerald Toussaint (7)

Yds.	Att.	Opponent	Year (Class)
192	27	at Illinois	2011 (So.)
170	20	Purdue	2011 (So.)
151	32	Indiana	2013 (Sr.)
138	29	Nebraska	2011 (So.)
120	20	Ohio State	2011 (So.)
120	24	at Connecticut	2013 (Sr.)
108	11	Minnesota	2011 (So.)

Leroy Hoard (6)

Yds.	Att.	Opponent	Year (Class)
158	23	at Ohio State	1988 (So.)
152	21	Ohio State	1989 (Jr.)
142	19	vs. USC	1989* (So.)
137	29	Illinois	1988 (So.)
128	7	Indiana	1988 (So.)
108	17	vs. USC	1990^ (Jr.)

*Rose Bowl; ^Rose Bowl

Brandon Minor (6)

Yds.	Att.	Opponent	Year (Class)
157	21	Minnesota	2007 (So.)
155	23	at Purdue	2008 (Jr.)
154	19	Purdue	2009 (Sr.)
117	23	at Penn State	2008 (Jr.)
108	12	Ball State	2006 (Fr.)
106	16	Notre Dame	2009 (Sr.)

Stan Edwards (5)

Yds.	Att.	Opponent	Year (Class)
164	29	Purdue	1980 (Jr.)
152	18	Illinois	1980 (Jr.)
139	24	at Michigan State	1979 (So.)
126	24	California	1980 (Jr.)
106	17	Kansas	1979 (So.)

Karan Higdon (5)

Yds.	Att.	Opponent	Year (Class)
200	25	at Indiana	2017 (Jr.)
200	16	Minnesota	2017 (Jr.)
158	18	Rutgers	2017 (Jr.)
114	13	at Rutgers	2016 (So.)
106	8	Illinois	2016 (So.)

Jon Vaughn (5)

Yds.	Att.	Opponent	Year (Class)
288	32	UCLA	1990 (So.)
201	21	at Notre Dame	1990 (So.)
162	26	Michigan State	1990 (So.)
131	25	at Purdue	1990 (So.)
128	15	vs. Mississippi	1991* (So.)

*Gator Bowl

B.J. Askew (4)

Yds.	Att.	Opponent	Year (Class)
149	32	Michigan State	2002 (Sr.)
126	11	at Minnesota	2002 (Sr.)
122	27	at Penn State	2001 (Jr.)
112	15	Western Michigan	2001 (Jr.)

Carlos Brown (4)

Yds.	Att.	Opponent	Year (Class)
187	13	Eastern Michigan	2009 (Sr.)
132	13	Minnesota	2007 (So.)
115	23	Northwestern	2008 (Jr.)
113	25	at Illinois	2007 (So.)

Russell Davis (4)

Yds.	Att.	Opponent	Year (Class)
167	21	at Purdue	1977 (Jr.)
134	25	Purdue	1978 (Sr.)
116	7	Stanford	1976 (So.)
110	19	Texas A&M	1977 (Jr.)

Chuck Heater (4)

Yds.	Att.	Opponent	Year (Class)
141	28	at Illinois	1972 (So.)
133	17	at Iowa	1973 (Jr.)
128	10	Indiana	1973 (Jr.)
101	20	at Wisconsin	1974 (Sr.)

Ty Isaac (4)

Yds.	Att.	Opponent	Year (Class)
133	20	Cincinnati	2017 (Sr.)
114	11	vs. Florida	2017 (Sr.)
114	8	UNLV	2015 (Jr.)
109	14	Rutgers	2017 (Sr.)

Jesse Johnson (4)

Yds.	Att.	Opponent	Year (Class)
168	22	at Iowa	1991 (So.)
121	23	Illinois	1992 (Jr.)
118	20	at Purdue	1992 (Jr.)
104	21	at Illinois	1991 (So.)

Bob Nussbaumer (4)

Yds.	Att.	Opponent	Year (Class)
165	15	Purdue	1944 (Jr.)
147	14	Northwestern	1944 (Jr.)
117	17	at Marquette	1944 (Jr.)
113	12	Wisconsin	1943 (So.)

Rick Rogers (4)

Yds.	Att.	Opponent	Year (Class)
139	27	Northwestern	1984 (Sr.)
124	19	Washington State	1983 (Jr.)
124	20	Northwestern	1983 (Jr.)
125	26	Iowa	1983 (Jr.)

Steve Smith (4)

Yds.	Att.	Opponent	Year (Class)
147	4	at Minnesota	1983 (Sr.)
130	14	Indiana	1983 (Sr.)
126	12	Purdue	1983 (Sr.)
116	15	Illinois	1981 (So.)

Carl Ward (4)

Yds.	Att.	Opponent	Year (Class)
139	19	at Illinois	1965 (Jr.)
131	20	Illinois	1966 (Sr.)
108	14	Minnesota	1964 (So.)
104	14	Ohio State	1965 (Jr.)

Bob Wiese (4)

Yds.	Att.	Opponent	Year (Class)
138	30	Ohio State	1943 (So.)
119	21	Northwestern	1944 (Jr.)
114	N/A	at Notre Dame	1942 (So.)
100	18	Indiana	1943 (So.)

Bill Daley (3)

Yds.	Att.	Opponent	Year (Class)
216	26	at Northwestern	1943 (Jr.)
197	22	at Illinois	1943 (Jr.)
135	24	Notre Dame	1943 (Jr.)

Chris Evans (3)

Yds.	Att.	Opponent	Year (Class)
191	13	Minnesota	2017 (So.)
153	11	at Rutgers	2016 (Fr.)
112	8	vs. Hawaii	2016 (Fr.)

Tom Kuzma (3)

Yds.	Att.	Opponent	Year (Class)
162	30	Ohio State	1941 (So.)
150	14	at Columbia	1941 (So.)
121	21	at Illinois	1941 (So.)

Jim Pace (3)

Yds.	Att.	Opponent	Year (Class)
164	22	Ohio State	1957 (Sr.)
128	15	Indiana	1957 (Sr.)
120	15	Illinois	1956 (Jr.)

Bob Perryman (3)

Yds.	Att.	Opponent	Year (Class)
110	13	vs. BYU	1984* (So.)
107	14	at Hawaii	1986 (Sr.)
101	11	at Indiana	1986 (Sr.)

*Holiday Bowl

Dave Raimey (3)

Yds.	Att.	Opponent	Year (Class)
116	15	Duke	1961 (Jr.)
114	12	Duke	1960 (So.)
102	22	Iowa	1961 (Jr.)

Clarence Williams (3)

Yds.	Att.	Opponent	Year (Class)
133	25	Boston College	1996 (So.)
121	22	Wisconsin	1998 (Sr.)
114	13	Notre Dame	1998 (Sr.)

Mel Anthony (2)

Yds.	Att.	Opponent	Year (Class)
123	13	vs. Oregon State	1965* (Sr.)
121	20	at Iowa	1964 (Sr.)

*Rose Bowl

Wes Bradford (2)

Yds.	Att.	Opponent	Year (Class)
177	13	Minnesota	1951 (Jr.)
105	15	Indiana	1950 (So.)

Tony Branoff (2)

Yds.	Att.	Opponent	Year (Class)
113	17	Ohio State	1953 (So.)
103	17	at Illinois	1955 (Sr.)

Gil Chapman (2)

Yds.	Att.	Opponent	Year (Class)
117	20	at Michigan State	1973 (Jr.)
103	16	Illinois	1973 (Jr.)

Bob Chappuis (2)

Yds.	Att.	Opponent	Year (Class)
123	20	Iowa	1946 (So.)
118	19	Wisconsin	1946 (So.)

Glenn Doughty (2)

Yds.	Att.	Opponent	Year (Class)
192	29	Washington	1969 (So.)
138	15	Vanderbilt	1969 (So.)

MICHIGAN FOOTBALL

100-YARD RUSHING LEADERS

Don Dufek (2)

Yds. Att. Opponent, Year (Class)
 113 23 vs. California, 1951* (Sr.)
 110 15 Northwestern, 1950 (Sr.)
 *Rose Bowl

Dave Fisher (2)

Yds. Att. Opponent, Year (Class)
 120 20 Purdue, 1966 (Sr.)
 106 20 Wisconsin, 1965 (Jr.)

Devin Gardner (2)

Yds. Att. Opponent, Year (Class)
 121 24 at Penn State, 2013 (Jr.)
 103 10 Akron, 2013 (Jr.)

Derrick Green (2)

Yds. Att. Opponent, Year (Class)
 170 15 Appalachian State, 2014 (So.)
 137 22 Miami (Ohio), 2014 (So.)

Sam McGuffie (2)

Yds. Att. Opponent, Year (Class)
 131 25 at Notre Dame, 2008 (Fr.)
 105 25 Toledo, 2008 (Fr.)

Don Moorhead (2)

Yds. Att. Opponent, Year (Class)
 128 18 Washington, 1969 (Jr.)
 103 11 Vanderbilt, 1969 (Jr.)

Bob Ptacek (2)

Yds. Att. Opponent, Year (Class)
 117 27 Illinois, 1958 (Sr.)
 104 9 Indiana, 1956 (So.)

Kerry Smith (2)

Yds. Att. Opponent, Year (Class)
 113 11 Minnesota, 1982 (Jr.)
 107 22 at Wisconsin, 1983 (Sr.)

Vincent Smith (2)

Yds. Att. Opponent, Year (Class)
 166 17 Delaware State, 2009 (Fr.)
 118 9 Eastern Michigan, 2011 (Jr.)

Bob Timberlake (2)

Yds. Att. Opponent, Year (Class)
 137 24 Iowa, 1963 (Jr.)
 113 18 Purdue, 1964 (Sr.)

Jack Weisenberger (2)

Yds. Att. Opponent, Year (Class)
 118 N/A at Northwestern, 1947 (Sr.)
 100 N/A Ohio State, 1947 (Sr.)

Dennis Brown (1)

Yds. Att. Opponent, Year (Class)
 127 30 Indiana, 1967 (Jr.)

Ralph Chubb (1)

Yds. Att. Opponent, Year (Class)
 134 21 at Pennsylvania, 1944 (Fr.)

Walter Cross (1)

Yds. Att. Opponent, Year (Class)
 104 10 Syracuse, 1998 (Fr.)

Ed Davis (1)

Yds. Att. Opponent, Year (Class)
 105 11 Houston, 1992 (Fr.)

Gene Derricotte (1)

Yds. Att. Opponent, Year (Class)
 101 17 Purdue, 1944 (Fr.)

Jim Detwiler (1)

Yds. Att. Opponent, Year (Class)
 140 20 at Ohio State, 1966 (Sr.)

Justin Fargas (1)

Yds. Att. Opponent, Year (Class)
 120 31 at Northwestern, 1998 (Fr.)

Preston Henry (1)

Yds. Att. Opponent, Year (Class)
 113 13 at Washington, 1970 (Jr.)

John Herrnstein (1)

Yds. Att. Opponent, Year (Class)
 144 26 USC, 1958 (Sr.)

Elroy Hirsch (1)

Yds. Att. Opponent, Year (Class)
 109 14 Minnesota, 1943 (Jr.)

Jerome Jackson (1)

Yds. Att. Opponent, Year (Class)
 105 24 at Northwestern, 2005 (Jr.)

Alan Jefferson (1)

Yds. Att. Opponent, Year (Class)
 118 9 Washington State, 1987 (So.)

Drake Johnson (1)

Yds. Att. Opponent, Year (Class)
 122 16 Indiana, 2014 (So.)

Ted Kress (1)

Yds. Att. Opponent, Year (Class)
 218 20 at Northwestern, 1952 (Jr.)

Rick Leach (1)

Yds. Att. Opponent, Year (Class)
 114 10 Minnesota, 1976 (So.)

Max Martin (1)

Yds. Att. Opponent, Year (Class)
 117 26 Eastern Michigan, 2005 (So.)

Bennie McRae (1)

Yds. Att. Opponent, Year (Class)
 118 10 at Illinois, 1961 (Sr.)

Chuck Ortmann (1)

Yds. Att. Opponent, Year (Class)
 115 16 Minnesota, 1949 (Jr.)

Donald Peterson (1)

Yds. Att. Opponent, Year (Class)
 104 27 at Illinois, 1951 (Sr.)

Michael Shaw (1)

Yds. Att. Opponent, Year (Class)
 126 12 Massachusetts, 2010 (Jr.)

Roosevelt Smith (1)

Yds. Att. Opponent, Year (Class)
 157 25 Wisconsin, 1977 (So.)

Michael Taylor (1)

Yds. Att. Opponent, Year (Class)
 144 14 Northwestern, 1987 (So.)

David Underwood (1)

Yds. Att. Opponent, Year (Class)
 108 11 Houston, 2003 (Jr.)

Bob Westfall (1)

Yds. Att. Opponent, Year (Class)
 126 26 at Illinois, 1941 (Sr.)

Gerald White (1)

Yds. Att. Opponent, Year (Class)
 110 29 Ohio State, 1985 (Jr.)


Thomas Wilcher (1)

Yds. Att. Opponent, Year (Class)
 106 16 at South Carolina, 1985 (Jr.)

Tracy Williams (1)

Yds. Att. Opponent, Year (Class)
 132 13 at Wisconsin, 1988 (So.)


MICHIGAN FOOTBALL PASSING RECORDS



Tom Brady



Elvis Grbac



Chad Henne

Highest Completion %

Game (Min. 10 attempts)

1. Tate Forcier 100.0 (12-12)
Bowling Green, Sept. 25, 2010
2. Devin Gardner 92.9 (13-14)
Appalachian State, Aug. 30, 2014
3. Jim Harbaugh 92.3 (12-13)
Purdue, Nov. 9, 1985
4. Elvis Grbac 90.9 (20-22)
Notre Dame, Sept. 14, 1991
5. Bob Chandler 90.0 (9-10)
Navy, Oct. 5, 1963
Tom Brady 90.0 (9-10)
at Hawaii, Nov. 28, 1998

Game (Min. 20 attempts)

1. Elvis Grbac 90.9 (20-22)
Notre Dame, Sept. 14, 1991
2. Denard Robinson 86.3 (19-22)
Connecticut, Sept. 4, 2010
3. Todd Collins 85.7 (18-21)
Purdue, Nov. 6, 1993
4. Elvis Grbac 81.0 (17-21)
Notre Dame, Sept. 16, 1989
Chad Henne 81.0 (17-21)
at Indiana, Oct. 2, 2004
6. Jim Harbaugh 80.0 (16-20)
Maryland, Sept. 28, 1985
Elvis Grbac 80.0 (16-20)
at Illinois, Nov. 16, 1991

Season (Min. 100 attempts)

1. Todd Collins 65.3 1992
2. Jim Harbaugh 65.0 1986
Elvis Grbac 65.0 1991
4. Elvis Grbac 64.8 1992
5. Todd Collins 64.6 1994
6. Jake Rudock 64.0 2015
7. Jim Harbaugh 63.9 1985
Todd Collins 63.9 1993
9. Elvis Grbac 62.9 1989
Brian Griese 62.9 1997

Career (Min. 200 attempts)

1. Todd Collins 64.3 1991-94
2. Jake Rudock 64.0 2015
3. Elvis Grbac 62.5 1989-92
4. Jim Harbaugh 62.4 1983-86
5. Tom Brady 62.3 1996-99
6. Devin Gardner 60.4 2010-14
7. Chad Henne 59.7 2004-07
8. Michael Taylor 59.3 1986-89
9. Brian Griese 58.6 1994-97

Most Attempted

Game	Season	Career
1. Tom Brady 56 at Ohio State, Nov. 21, 1998	1. John Navarre 456 2003	1. Chad Henne 1,387 2004-07
2. John Navarre 55 at Oregon, Sept. 20, 2003	2. John Navarre 448 2002	2. John Navarre 1,366 2000-03
3. Chad Henne 54 at Ohio State, Nov. 20, 2004	3. Chad Henne 399 2004	3. Elvis Grbac 835 1989-92
4. Scott Dreisbach 52 Virginia, Aug. 26, 1995	4. Jake Rudock 389 2015	4. Devin Gardner 787 2010-14
5. John Navarre 49 at Iowa, Oct. 4, 2003	5. John Navarre 385 2001	5. Denard Robinson 747 2009-12
Chad Henne 49 Minnesota, Oct. 9, 2004	6. Chad Henne 382 2005	6. Todd Collins 711 1991-94
7. Dick Vidmer 47 at Michigan State, Oct. 8, 1966	7. Tom Brady 350 1998	7. Tom Brady 711 1996-99
John Navarre 47 vs. Ohio State, Nov. 24, 2001	8. Devin Gardner 345 2013	8. Steve Smith 648 1980-83
John Navarre 47 at Minnesota, Oct. 10, 2003	9. Tom Brady 341 1999	9. Jim Harbaugh 620 1983-86
10. Brian Griese 46 at Penn State, Nov. 18, 1995	10. Wilton Speight 331 2016	10. Brian Griese 606 1994-97
Tom Brady 46 vs. Alabama, Jan. 1, 2000	11. Chad Henne 328 2006	11. Rick Leach 537 1975-78
John Navarre 46 at Ohio State, Nov. 23, 2002	12. Brian Griese 307 1997	12. Wilton Speight 437 2015-17
John Navarre 46 vs. Southern California, Jan. 1, 2004	13. Todd Collins 296 1993	13. Don Moorhead 425 1968-70
Jake Rudock 46 at Indiana, Nov. 14, 2015	14. Denard Robinson 291 2010	14. Jake Rudock 389 2015
	15. Todd Collins 288 1994	15. Dennis Brown 388 1966-68
	16. Devin Gardner 283 2014	16. Scott Dreisbach 380 1995-98
	17. Tate Forcier 281 2009	17. Drew Henson 374 1998-00
	18. Chad Henne 278 2007	18. Dick Vidmer 367 1965-67
	19. Jim Harbaugh 277 1986	19. Tate Forcier 365 2009-10
	20. Scott Dreisbach 269 1996	20. John Wangler 346 1976-80

Most Completed

Game	Season	Career
1. Tom Brady 34 vs. Alabama, Jan. 1, 2000	1. John Navarre 270 2003	1. Chad Henne 828 2004-07
2. John Navarre 33 at Minnesota, Oct. 10, 2003	2. Jake Rudock 249 2015	2. John Navarre 765 2000-03
Chad Henne 33 Minnesota, Oct. 9, 2004	3. John Navarre 248 2002	3. Elvis Grbac 522 1989-92
Jake Rudock 33 at Indiana, Nov. 14, 2015	4. Chad Henne 240 2004	4. Devin Gardner 475 2010-14
5. Tom Brady 31 at Ohio State, Nov. 21, 1998	5. Chad Henne 223 2005	5. Todd Collins 457 1991-94
6. Tom Brady 30 at Michigan State, Oct. 9, 1999	6. Tom Brady 214 1998 Tom Brady 214 1999	6. Tom Brady 443 1996-99
7. Todd Collins 29 Oklahoma State, Sept. 19, 1992	8. Devin Gardner 208 2013	7. Denard Robinson 427 2009-12
8. John Navarre 28 at Oregon, Sept. 20, 2003	9. John Navarre 207 2001	8. Jim Harbaugh 387 1983-86
9. Scott Dreisbach 27 Virginia, Aug. 26, 1995	10. Wilton Speight 204 2016	9. Brian Griese 355 1994-97
John Navarre 27 Penn State, Oct. 12, 2002	11. Chad Henne 203 2006	10. Steve Smith 324 1980-83
John Navarre 27 vs. Southern California, Jan. 1, 2004	12. Brian Griese 193 1997	11. Rick Leach 250 1975-78
Chad Henne 27 at Ohio State, Nov. 20, 2004	13. Todd Collins 189 1993	12. Jake Rudock 249 2015
Denard Robinson 27 vs. Mississippi State, Jan. 1, 2011	14. Todd Collins 186 1994	13. Wilton Speight 236 2015-17
	15. Denard Robinson 182 2010	14. Tate Forcier 219 2009-10
	16. Jim Harbaugh 180 1986	15. Drew Henson 214 1998-00
	17. Devin Gardner 174 2014	16. Scott Dreisbach 208 1995-98
	18. Elvis Grbac 165 1991	17. John Wangler 197 1976-80
	19. Tate Forcier 165 2009	18. Don Moorhead 196 1968-70
	20. Chad Henne 162 2007	19. Dennis Brown 194 1966-68
		20. Dick Vidmer 181 1965-67

Highest Efficiency Rating

Season (Min. 100 attempts)

1. Bob Chappuis 173.3 1947
2. John Wangler 162.0 1979
3. Elvis Grbac 161.7 1991
Devin Gardner 161.7 2012
5. Michael Taylor 161.2 1989
6. Drew Henson 159.4 2000
7. Jim Harbaugh 157.9 1985
8. Jim Harbaugh 151.7 1986
9. Rick Leach 151.0 1976
10. Elvis Grbac 150.2 1992

Career (Min. 200 attempts)

1. Elvis Grbac 148.1 1989-92
2. Jim Harbaugh 145.6 1983-86
3. Todd Collins 145.0 1991-94
4. John Wangler 143.6 1976-80
5. Michael Taylor 141.6 1986-89
6. Jake Rudock 141.5 2015
7. Bob Chappuis 140.4 1942-47
8. Denard Robinson 138.7 2009-12
9. Devin Gardner 138.3 2010-14
10. Tom Brady 136.4 1996-99
11. Drew Henson 135.7 1998-00

MICHIGAN FOOTBALL

PASSING RECORDS

Most Yards Gained

Game		Season		Career			
1. Devin Gardner	503	1. John Navarre	3,331	2003	1. Chad Henne	9,715	2004-07
Indiana, Oct. 19, 2013		2. Jake Rudock	3,017	2015	2. John Navarre	9,254	2000-03
2. Devin Gardner	451	3. Devin Gardner	2,960	2013	3. Elvis Grbac	6,460	1989-92
Ohio State, Nov. 30, 2013		4. John Navarre	2,905	2002	4. Devin Gardner	6,336	2010-14
3. Jake Rudock	440	5. Chad Henne	2,743	2004	5. Denard Robinson	6,250	2009-12
at Indiana, Nov. 14, 2014		6. Jim Harbaugh	2,729	1986	6. Todd Collins	5,858	1991-94
4. John Navarre	389	7. Tom Brady	2,636	1998	7. Jim Harbaugh	5,449	1983-86
at Iowa, Oct. 4, 2003		8. Tom Brady	2,586	1999	8. Tom Brady	5,351	1996-99
5. Tom Brady	375	9. Denard Robinson	2,570	2010	9. Steve Smith	4,860	1980-83
at Ohio State, Nov. 21, 1998		10. Wilton Speight	2,538	2016	10. Brian Griese	4,383	1994-97
6. Scott Dreisbach	372	11. Chad Henne	2,526	2005	11. Rick Leach	4,284	1975-78
Virginia, Aug. 26, 1995		12. Todd Collins	2,518	1994	12. Wilton Speight	3,192	2015-17
7. Tom Brady	369	13. Todd Collins	2,509	1993	13. Jake Rudock	3,017	2015
vs. Alabama, Jan. 1, 2000		14. Chad Henne	2,508	2006	14. John Wangler	2,994	1976-80
8. John Navarre	360	15. John Navarre	2,435	2001	15. Drew Henson	2,946	1998-00
at Oregon, Sept. 20, 2003		16. Brian Griese	2,293	1997	16. Scott Dreisbach	2,920	1995-97
9. John Navarre	353	17. Denard Robinson	2,173	2011	17. Tate Forcier	2,647	2009-10
at Minnesota, Oct. 10, 2003		18. Drew Henson	2,146	2000	18. Don Moorhead	2,550	1968-70
10. Todd Collins	352	19. Elvis Grbac	2,085	1991	19. Dennis Brown	2,534	1966-68
Minnesota, Nov. 12, 1994		20. Tate Forcier	2,050	2009	20. Dick Vidmer	2,400	1965-67



John Navarre

250-Yard Passing Games

Name	Att.	Comp.	Yards	Opponent	Date	Name	Att.	Comp.	Yards	Opponent	Date
Devin Gardner	29	21	503	Indiana	Oct. 19, 2013	Jake Rudock	43	27	279	at Utah	Sept. 3, 2015
Devin Gardner	45	32	451	Ohio State	Nov. 30, 2013	Elvis Grbac	29	21	278	Illinois	Nov. 14, 1992
Jake Rudock	46	33	440	at Indiana	Nov. 14, 2015	John Navarre	32	21	278	Ohio State	Nov. 22, 2003
John Navarre	49	26	389	at Iowa	Oct. 4, 2003	Jake Rudock	31	20	278	vs. Florida (Citrus)	Jan. 1, 2016
Tom Brady	56	31	375	at Ohio State	Nov. 21, 1998	Denard Robinson	16	10	277	at Indiana	Oct. 2, 2010
Chad Henne	39	25	373	vs. Florida (Capital One)	Jan. 1, 2008	Todd Collins	29	19	274	Washington State	Sept. 4, 1993
Scott Dreisbach	52	27	372	Virginia	Aug. 26, 1995	Chad Henne	35	24	273	Michigan State	Oct. 30, 2004
Tom Brady	46	34	369	vs. Alabama (Orange)	Jan. 1, 2000	Brian Griese	19	14	271	Minnesota	Oct. 28, 1995
Wilton Speight	24	19	362	Maryland	Nov. 5, 2016	John Navarre	35	17	271	at Purdue	Oct. 19, 2002
John Navarre	55	28	360	at Oregon	Sept. 20, 2003	John Navarre	46	27	271	vs. USC (Rose)	Jan. 1, 2004
John Navarre	47	33	353	at Minnesota	Oct. 10, 2003	John O'Korn	26	18	270	at Purdue	Sept. 23, 2017
Todd Collins	27	15	352	Minnesota	Nov. 12, 1994	Chad Henne	43	21	270	vs. Nebraska (Alamo)	Dec. 28, 2005
Denard Robinson	24	11	338	Notre Dame	Sept. 10, 2011	John Navarre	38	22	268	Washington	Aug. 31, 2002
Denard Robinson	26	17	337	at Northwestern	Oct. 8, 2011	Todd Collins	34	20	267	Houston	Sept. 25, 1993
Jake Rudock	25	18	337	Rutgers	Nov. 7, 2015	Tom Brady	36	23	267	at Notre Dame	Sept. 5, 1998
Chad Henne	49	33	328	Minnesota	Oct. 9, 2004	Chad Henne	35	21	267	at Ohio State	Nov. 18, 2006
Chad Henne	54	27	328	at Ohio State	Nov. 20, 2004	John Navarre	19	15	265	Bowling Green	Sept. 2, 2000
Brian Griese	46	24	323	Penn State	Nov. 18, 1995	John Navarre	37	22	264	at Illinois	Sept. 28, 2002
John Navarre	36	21	319	vs. Florida (Outback)	Jan. 1, 2003	Chad Henne	28	21	264	Purdue	Oct. 13, 2007
Chad Henne	21	17	316	at Indiana	Oct. 2, 2004	Jake Rudock	32	19	263	Ohio State	Nov. 28, 2015
Devin Gardner	23	18	314	Iowa	Nov. 17, 2012	Jim Harbaugh	29	19	261	Ohio State	Nov. 22, 1986
Drew Henson	35	23	312	at Northwestern	Nov. 4, 2000	Chris Zurbrugg	30	21	259	Purdue	Nov. 3, 1984
Wilton Speight	37	25	312	UCF	Sept. 10, 2016	Tom Brady	36	17	259	at Penn State	Nov. 13, 1999
Jim Harbaugh	24	15	310	Wisconsin	Oct. 4, 1986	Dick Vidmer	18	12	258	Oregon State	Sept. 17, 1966
Chad Henne	26	41	309	vs. USC (Rose)	Jan. 1, 2007	Todd Collins	24	17	258	Boston College	Sept. 3, 1994
Tom Brady	38	23	307	Illinois	Oct. 23, 1999	Todd Collins	24	17	258	Colorado	Sept. 24, 1994
Denard Robinson	20	10	305	Illinois	Nov. 6, 2010	Brian Griese	28	21	258	Colorado	Sept. 13, 1997
Drew Henson	25	14	303	at Ohio State	Nov. 18, 2000	Chad Henne	34	16	258	at Wisconsin	Sept. 24, 2005
Jim Harbaugh	24	10	300	Indiana	Oct. 25, 1986	Drew Henson	27	15	257	Wisconsin	Sept. 30, 2000
Elvis Grbac	25	16	296	vs. Mississippi (Gator)	Jan. 1, 1991	Tate Forcier	23	13	257	at Illinois	Oct. 31, 2009
Drew Henson	20	15	294	vs. Auburn (Citrus)	Jan. 1, 2001	Drew Henson	35	26	256	at Purdue	Oct. 7, 2000
Devin Gardner	33	21	294	vs. Notre Dame	Sept. 7, 2013	Chad Henne	35	26	256	at Michigan State	Oct. 1, 2005
Scott Dreisbach	28	19	292	Boston College	Sept. 21, 1996	Jake Rudock	38	25	256	at Penn State	Nov. 21, 2015
Denard Robinson	24	16	291	Massachusetts	Sept. 15, 2012	Brian Griese	26	19	254	Wisconsin	Nov. 15, 1997
John Navarre	31	22	288	at Northwestern	Nov. 15, 2003	Denard Robinson	41	27	254	Mississippi State (Gator)	Jan. 1, 2011
Brian Griese	37	21	287	vs. Alabama (Outback)	Jan. 1, 1997	Todd Collins	37	22	251	Notre Dame	Sept. 11, 1993
Todd Collins	23	14	286	Illinois	Oct. 23, 1993	Brian Griese	30	18	251	Washington State (Rose)	Jan. 1, 1998
Devin Gardner	29	16	286	Northwestern	Nov. 10, 2012	Tom Brady	25	15	250	Purdue	Oct. 2, 1999
Todd Collins	42	29	285	Oklahoma State	Sept. 19, 1992	Steven Threet	35	18	250	Illinois	Oct. 4, 2008
Tom Brady	41	30	285	at Michigan State	Oct. 9, 1999						
Chad Henne	24	17	284	at Minnesota	Sept. 30, 2006						
Jim Harbaugh	23	17	283	Indiana	Oct. 26, 1985						
Tom Brady	27	19	282	at Minnesota	Oct. 31, 1998						

Most Touchdown Passes

Game	Season
1. Jake Rudock.....6 at Indiana, Nov. 14, 2015	1. Rick Leach 12.38 1976
2. Steve Smith.....4 Purdue, Nov. 5, 1983	2. Bob Chappuis 11.82 1947
Chris Zurbrugg.....4 at Purdue, Nov. 3, 1984	3. Rick Leach 10.76 1978
Michael Taylor.....4 at Minnesota, Nov. 18, 1989	4. Elvis Grbac 9.84 1991
Elvis Grbac.....4 vs. Mississippi, Jan. 1, 1991	5. Michael Taylor 9.09 1989
Elvis Grbac.....4 Florida State, Aug. 28, 1991	6. Devin Gardner 8.73 2012
Todd Collins.....4 Houston, Sept. 26, 1992	7. Rick Leach 8.62 1977
Elvis Grbac.....4 Minnesota, Oct. 24, 1992	8. Elvis Grbac 8.54 1992
Brian Griese.....4 Minnesota, Oct. 28, 1995	9. Jim Harbaugh 7.93 1985
Scott Dreisbach.....4 Michigan State, Nov. 2, 1996	10. Elvis Grbac 7.89 1990
Tom Brady.....4 vs. Alabama, Jan. 1, 2000	
John Navarre.....4 Bowling Green, Sept. 2, 2000	
Drew Henson.....4 at Northwestern, Nov. 4, 2000	
John Navarre.....4 Western Michigan, Sept. 14, 2002	
John Navarre.....4 at Illinois, Sept. 28, 2002	
Chad Henne.....4 Michigan State, Oct. 30, 2004	
Chad Henne.....4 vs. Texas (Rose Bowl), Jan. 1, 2005	
Chad Henne.....4 at Michigan State, Nov. 3, 2007	
Denard Robinson.....4 vs. Notre Dame, Sept. 10, 2011	
Devin Gardner.....4 vs. Notre Dame, Sept. 7, 2013	
Devin Gardner.....4 vs. Ohio State, Nov. 30, 2013	
Wilton Speight.....4 vs. UCF, Sept. 10, 2016	

Season

1. Elvis Grbac 25 1991	Chad Henne 25 2004
3. John Navarre 24 2003	4. Chad Henne 23 2005
5. Chad Henne 22 2006	6. Elvis Grbac 21 1990
John Navarre 21 2002	Devin Gardner 21 2013
9. Denard Robinson 20 2011	Tom Brady 20 1999
Jake Rudock 20 2015	12. John Navarre 19 2001
13. Jim Harbaugh 18 1985	Drew Henson 18 2000
Denard Robinson 18 2010	Wilton Speight 18 2016
17. Rick Leach 17 1978	Elvis Grbac 17 1992
Todd Collins 17 1993	Brian Griese 17 1997
Chad Henne 17 2007	

Career

1. Chad Henne 87 2004-07	2. John Navarre 72 2000-03
3. Elvis Grbac 71 1989-92	4. Denard Robinson 49 2009-12
5. Rick Leach 48 1975-78	6. Devin Gardner 44 2010-14
7. Steve Smith 42 1980-83	8. Todd Collins 37 1991-94
9. Tom Brady 35 1996-99	10. Brian Griese 33 1994-97

Highest Touchdown Percentage

Game	Season
1. Demetrius Brown.....7 at Michigan State, Oct. 10, 1987	1. Rick Leach 8.9 1975-78
2. Stan Noskin.....5 Wisconsin, Oct. 31, 1959	2. Bob Chappuis 8.6 1942-47
	3. Elvis Grbac 8.5 1989-92
	4. Tom Harmon 7.3 1938-40
	5. John Wangler 7.2 1976-80
	6. Demetrius Brown 6.7 1986-88
	7. Denard Robinson 6.6 2009-12
	8. Steve Smith 6.5 1980-83
	9. Drew Henson 6.4 1998-00

Career

1. Rick Leach 8.9 1975-78	2. Bob Chappuis 8.6 1942-47
3. Elvis Grbac 8.5 1989-92	4. Tom Harmon 7.3 1938-40
5. John Wangler 7.2 1976-80	6. Demetrius Brown 6.7 1986-88
7. Denard Robinson 6.6 2009-12	8. Steve Smith 6.5 1980-83
9. Drew Henson 6.4 1998-00	

Most Interceptions

Game	Season
1. Demetrius Brown.....7 at Michigan State, Oct. 10, 1987	1. Demetrius Brown 16 1987
2. Stan Noskin.....5 Wisconsin, Oct. 31, 1959	2. Stan Noskin 15 1959
	Denard Robinson 15 2011
	Devin Gardner 15 2014
	5. Steve Smith 13 1982
	John Navarre 13 2001
	7. Rick Leach 12 1975
	Elvis Grbac 12 1992
	Tom Brady 12 1998
	Chad Henne 12 2004
	11. Tom Harmon 11 1940
	Dave Glinka 11 1960
	Steve Smith 11 1981
	Jim Harbaugh 11 1986
	Denard Robinson 11 2010
	Devin Gardner 11 2013

Season

1. Demetrius Brown 16 1987	2. Stan Noskin 15 1959
Denard Robinson 15 2011	Devin Gardner 15 2014
5. Steve Smith 13 1982	John Navarre 13 2001
7. Rick Leach 12 1975	Elvis Grbac 12 1992
Tom Brady 12 1998	Chad Henne 12 2004
11. Tom Harmon 11 1940	Dave Glinka 11 1960
Steve Smith 11 1981	Jim Harbaugh 11 1986
Denard Robinson 11 2010	Devin Gardner 11 2013

Career

1. Denard Robinson 39 2009-12	2. Chad Henne 37 2004-07
3. Rick Leach 35 1975-78	4. Steve Smith 32 1980-83
Devin Gardner 32 2010-14	6. Elvis Grbac 31 1989-92
John Navarre 31 2000-03	8. Jim Harbaugh 22 1983-86
9. Stan Noskin 21 1957-59	10. Tom Harmon 20 1938-40
Dick Vidmer 20 1965-67	Todd Collins 20 1991-94
13. Tom Brady 19 1996-99	

Lowest Interception Percentage

Season (Min. 100 attempts)
1. John Navarre 1.56 2002
2. Wally Gabler 1.60 1965
3. Dennis Franklin 1.63 1972
4. Michael Taylor 1.64 1988
5. Drew Henson 1.68 2000
6. Tom Brady 1.75 1999
7. Brian Griese 1.95 1997
8. Chad Henne 2.09 2005
9. John Navarre 2.19 2003
10. Elvis Grbac 2.36 1991
Todd Collins 2.36 1993

Career (Min. 200 attempts)

1. Drew Henson 1.87 1998-00	2. John Navarre 2.27 2000-03
3. Michael Taylor 2.55 1986-89	4. Chad Henne 2.67 2004-07
Tom Brady 2.67 1996-99	6. Todd Collins 2.81 1991-94
7. Brian Griese 2.97 1994-97	8. Scott Dreisbach 3.17 1994-97
9. Don Moorhead 3.53 1968-70	10. Jim Harbaugh 3.55 1983-86

Most 150-Yard Passing Games

Season
1. John Navarre 12 2003
2. Jim Harbaugh 11 1986
Todd Collins 11 1994
John Navarre 11 2002
Chad Henne 11 2005
Jake Rudock 11 2015
6. Todd Collins 10 1993
Brian Griese 10 1997
Tom Brady 10 1999
John Navarre 10 2001
Chad Henne 10 2004
Denard Robinson 10 2010
Devin Gardner 10 2013

Career

1. Chad Henne 38 2004-07	2. John Navarre 34 2000-03
3. Elvis Grbac 23 1989-92	Todd Collins 23 1991-94
5. Denard Robinson 22 2009-12	Devin Gardner 22 2010-14
7. Jim Harbaugh 19 1983-86	8. Tom Brady 18 1996-99
9. Steve Smith 17 1980-83	10. Brian Griese 15 1994-97

Most 200-Yard Passing Games

Season
1. John Navarre 10 2003
2. John Navarre 9 2002
3. Jim Harbaugh 8 1986
Tom Brady 8 1998
John Navarre 8 2001
Chad Henne 8 2005
Devin Gardner 8 2013
8. Tom Brady 7 1999
Drew Henson 7 2000
Chad Henne 7 2004
Denard Robinson 7 2010
Wilton Speight 7 2016
13. Todd Collins 6 1993
Todd Collins 6 1994
Scott Dreisbach 6 1996
Chad Henne 6 2006
Jake Rudock 6 2015

Career

1. John Navarre 28 2000-03	2. Chad Henne 27 2004-07
3. Tom Brady 15 1996-99	4. Todd Collins 14 1991-94
5. Devin Gardner 13 2010-14	6. Jim Harbaugh 12 1983-86
Denard Robinson 12 2009-12	8. Elvis Grbac 9 1989-92
9. Brian Griese 8 1994-97	10. Scott Dreisbach 7 1995-97
Drew Henson 7 1998-2000	Wilton Speight 7 2015-16

Average Yards Per Completion

Game (Min. 5 completions)

1. Rick Leach.....36.3 Purdue, Nov. 8, 1975
2. John Wangler.....33.8 vs. North Carolina, Dec. 28, 1979
3. Denard Robinson.....30.7 Notre Dame, Sept. 10, 2011
4. Denard Robinson.....30.5 Illinois, Nov. 6, 2010
5. Jim Harbaugh.....30.0 at Indiana, Oct. 25, 1986

Game (Min. 10 completions)

1. Denard Robinson.....30.7 Notre Dame, Sept. 10, 2011
2. Denard Robinson.....30.5 Illinois, Nov. 6, 2010
3. Jim Harbaugh.....30.0 at Indiana, Oct. 25, 1986
4. Devin Gardner.....24.0 Indiana, Oct. 19, 2013
5. Todd Collins.....23.5 Minnesota, Nov. 12, 1994

Season

(Min. 60 completions)

1. Bob Chappuis 18.8 1947	2. John Wangler 18.3 1979
3. Steve Smith 17.1 1981	4. Rick Leach 16.4 1978
5. Devin Gardner 16.3 2012	6. Demetrius Brown 15.6 1987
7. Denard Robinson 15.3 2011	8. Jim Harbaugh 15.2 1986
9. Rick Leach 15.0 1977	10. Denard Robinson 14.8 2012

Career

(Min. 120 completions)

1. Rick Leach 17.1 1975-78	2. Bob Chappuis 15.9 1942-47
3. Demetrius Brown 15.8 1986-88	4. Chuck Ortmann 15.5 1948-50
5. John Wangler 15.2 1976-80	6. Steve Smith 15.0 1980-83
7. Dennis Franklin 14.9 1972-74	8. Denard Robinson 14.6 2009-12
9. Jim Harbaugh 14.1 1983-86	10. Scott Dreisbach 14.0 1995-97

Average Yards Per Game

Season (Min. 10 games)

1. John Navarre 256.2 2003	2. Devin Gardner 246.6 2013
3. Jake Rudock 232.1 2015	4. Chad Henne 228.6 2004
5. John Navarre 223.5 2002	6. Tom Brady 215.5 1999
7. Wilton Speight 211.5 2016	8. Chad Henne 210.5 2005
9. Jim Harbaugh 209.9 1986	10. Todd Collins 209.8 1994
11. Todd Collins 209.1 1993	12. John Navarre 202.9 2001
13. Tom Brady 202.8 1998	14. Denard Robinson 197.7 2010
15. Chad Henne 193.8 2007	16. Chad Henne 192.9 2006
17. Brian Griese 191.1 1997	

Career (Min. 20 games)

1. John Navarre 215.2 2000-03	2. Chad Henne 206.7 2004-07
3. Jim Harbaugh 175.8 1983-86	4. Tom Brady 172.6 1996-99
5. Todd Collins 158.3 1991-94	6. Brian Griese 156.5 1994-97
7. Devin Gardner 154.5 2010-14	8. Elvis Grbac 153.8 1989-92
9. Steve Smith 127.9 1980-83	10. Denard Robinson 127.6 2009-12

MICHIGAN FOOTBALL

RECEIVING RECORDS



Derrick Alexander



Anthony Carter



Braylon Edwards

Receptions	
Game	Season
1. Marquise Walker.....15 at Washington, Sept. 8, 2001	1. Braylon Edwards 97 2004
Marquise Walker.....15 Ohio State, Nov. 24, 2001	2. Jeremy Gallon 89 2013
3. Jeremy Gallon.....14 Indiana, Oct. 19, 2013	3. Marquise Walker 86 2001
4. Braylon Edwards.....13 at Oregon, Sept. 20, 2003	4. Braylon Edwards 85 2003
5. Brad Myers.....12 at Ohio State, Nov. 22, 1958	5. Jason Avant 82 2005
Tai Streets.....12 at Northwestern, Oct. 5, 1996	6. Jack Clancy 76 1966
	7. Mario Manningham 72 2007
	Roy Roundtree 72 2010
	9. David Terrell 71 1999
	10. Tai Streets 67 1998
	David Terrell 67 2000
	Braylon Edwards 67 2002
	Adrian Arrington 67 2007

Receiving Yards	
Game	Season
1. Jeremy Gallon.....369 Indiana, Oct. 19, 2013	1. Jeremy Gallon 1,373 2013
2. Roy Roundtree.....246 Illinois, Nov. 6, 2010	2. Braylon Edwards 1,330 2004
3. Jehu Chesson.....207 at Indiana, Nov. 14, 2015	3. Mario Manningham 1,174 2007
4. Jack Clancy.....197 Oregon State, Sept. 17, 1966	4. Marquise Walker 1,143 2001
5. Tai Streets.....192 at Minnesota, Oct. 31, 1998	5. Braylon Edwards 1,138 2003
	6. David Terrell 1,130 2000
	7. Amani Toomer 1,096 1994
	8. Jack Clancy 1,077 1966
	9. David Terrell 1,038 1999
	10. Tai Streets 1,035 1998
	Braylon Edwards 1,035 2002

Touchdown Receptions	
Game	Season
1. Derrick Alexander.....4 Minnesota, Oct. 24, 1992	1. Desmond Howard 19 1991
Jehu Chesson.....4 at Indiana, Nov. 14, 2015	2. Braylon Edwards 15 2004
2. Ron Kramer.....3 Missouri, Sept. 24, 1955	3. Anthony Carter 14 1980
Greg McMurtry.....3 at Minnesota, Nov. 18, 1989	David Terrell 14 2000
Desmond Howard.....3 at Boston College, Sept. 7, 1991	Braylon Edwards 14 2003
Desmond Howard.....3 Indiana, Oct. 19, 1991	6. Mario Manningham 12 2007
Derrick Alexander.....3 at Northwestern, Nov. 7, 1992	7. Desmond Howard 11 1990
David Terrell.....3 vs. Alabama (Orange), Jan. 1, 2000	Derrick Alexander 11 1992
David Terrell.....3 at Northwestern, Nov. 4, 2000	Tai Streets 11 1998
Braylon Edwards.....3 Michigan State, Oct. 30, 2004	Marquise Walker 11 2001
Braylon Edwards.....3 vs. Texas (Rose), Jan. 1, 2005	11. Braylon Edwards 10 2002
Jeremy Gallon.....3 Notre Dame, Sept. 7, 2013	
Devin Funchess.....3 Appalachian State, Aug. 30, 2014	


Consecutive Games with a Reception	
1. Jeremy Gallon	39
2. Braylon Edwards	38
3. Jason Avant	35
4. Amara Darboh	33
5. Marquise Walker	32
6. Mercury Hayes	30
7. Amani Toomer	26
Adrian Arrington	26
Jake Butt	26
10. David Terrell	25
Devin Funchess	25
12. Desmond Howard	24
13. Anthony Carter	20
14. Tai Streets	19
Roy Roundtree	19

Consecutive Games with Touchdown Reception	
1. Desmond Howard	13
Minnesota 1990-at Illinois 1991	
2. Anthony Carter	9
South Carolina-Washington, 1980	
3. David Terrell	8
Alabama, 1999-Indiana, 2000	
4. Marquise Walker	7
Washington-Michigan State, 2001	
5. Mario Manningham	6
at Northwestern-Wisconsin, 2007	
6. Anthony Carter	4
at Northwestern-Purdue, 1982	
Braylon Edwards	4
Purdue-Ohio State, 2003	
Braylon Edwards	4
Utah-Purdue, 2002	
Braylon Edwards	4
San Diego State-Minnesota, 2004	
Jason Avant	4
Michigan State 2004-N. Illinois 2005	
Mario Manningham	4
Notre Dame-Michigan State, 2006	

Consecutive 100-Yard Receiving Games	
1. Mario Manningham	6
at Northwestern-Wisconsin, 2007	
2. Braylon Edwards	4
Michigan State-USC, 2003	
Braylon Edwards	4
at Notre Dame-Indiana, 2004	
4. Desmond Howard	3
Minnesota-Northwestern, 1991	
Anthony Carter	3
Minnesota-Purdue, 1981	
Marcus Knight	3
Purdue-Illinois, 1999	
Mario Manningham	3
Notre Dame-Minnesota, 2006	
8. Anthony Carter	2
Minnesota-Illinois, 1980	
Anthony Carter	2
Illinois-Purdue, 1982	
Tai Streets	2
Indiana-Minnesota, 1998	
Marquise Walker	2
Ohio State-Tennessee, 2001	
Braylon Edwards	2
Utah-Illinois, 2002	
Braylon Edwards	2
Ohio State-Florida, 2002	
Anthony Carter	2
UCLA-Michigan State, 1982	
(Did not play against Indiana)	
Braylon Edwards	2
Ohio State-Texas, 2004	
Roy Roundtree	2
Bowling Green-Indiana, 2010	
Devin Funchess	2
Minnesota-Penn State, 2013	
Jehu Chesson	2
Ohio State-Florida, 2015-16	



Jim Mandich



Jack Clancy



David Terrell

Average Yards Per Reception

Season (Min. 20 catches)

1. Jim Smith	28.3	1975
2. Jim Smith	27.5	1976
3. Greg McMurtry	23.1	1986
4. Greg McMurtry	22.6	1987
5. Dick Rifenburg	22.3	1948
6. Ralph Clayton	21.8	1978
7. Junior Hemingway	20.6	2011
8. Marcus Knight	20.4	1999
9. Amani Toomer	20.3	1994
10. Ralph Clayton	19.9	1977

Career (Min. 50 catches)

1. John Kolesar	23.4	1985-88
2. Jim Smith	23.1	1973-76
3. Ralph Clayton	20.8	1976-79
4. Greg McMurtry	19.5	1986-89
5. Anthony Carter	19.1	1979-82
6. Paul Jokisch	18.8	1984-86
7. Amani Toomer	18.6	1992-95
Junior Hemingway	18.6	2007-12
9. Lowell Perry	17.8	1950-52
10. Mercury Hayes	17.3	1992-95

Tight End Receiving Records (Since 1967)

Season Receptions

1. Bennie Joppru	53	2002
2. Jake Butt	51	2015
3. Jim Mandich	50	1969
4. Devin Funchess	49	2013
5. Jake Butt	46	2016
6. Jim Mandich	43	1968
7. Sim Nelson	41	1983
Jay Riemersma	41	1995
9. Sim Nelson	40	1984
10. Eric Kattus	38	1985
Tony McGee	38	1992

Career Receptions

1. Jake Butt	138	2013-16
2. Jim Mandich	119	1967-69
3. Jerame Tuman	98	1995-98
4. Bennie Joppru	85	1999-2002
5. Sim Nelson	84	1982-84
6. Jay Riemersma	74	1992-95
7. Lowell Perry	71	1950-52
8. Devin Funchess	64	2012-13
9. Kevin Koger	59	2008-11

Career Receiving Yards

1. Jake Butt	1,646	2013-16
2. Jim Mandich	1,508	1967-69
3. Jerame Tuman	1,279	1995-98
4. Lowell Perry	1,261	1950-52
5. Dick Rifenburg	1,006	1946-48
6. Devin Funchess	982	2012-13
7. Sim Nelson	976	1982-84
8. Doug Marsh	947	1977-70
9. Ron Kramer	880	1954-56

Career Receiving Touchdowns

1. Jerame Tuman	15	1995-98
2. Jake Butt	11	2013-16
3. Eric Kattus	10	1982-85
Doug Marsh	10	1977-79
5. Lowell Perry	9	1950-1952
Kevin Koger	9	2008-11
7. Ron Kramer	8	1954-56
Bennie Joppru	8	1999-2002
Craig Dunaway	8	1980-82
10. Paul Seal	6	1971-73
Sim Nealson	6	1982-84

Season Receiving Yards

1. Devin Funchess	748	2013
2. Jim Mandich	662	1969
3. Jake Butt	654	2015
4. Doug Marsh	612	1979
5. Eric Kattus	582	1985
6. Bennie Joppru	579	2002
7. Jim Mandich	576	1968
8. Jake Butt	546	2016
9. Jerame Tuman	524	1996
10. Sim Nelson	494	1983

Season Receiving Touchdowns

1. Eric Kattus	8	1985
2. Tony McGee	6	1992
Doug Marsh	6	1978
Devin Funchess	6	2013
5. Jerame Tuman	5	1996
Jerame Tuman	5	1997
Bennie Joppru	5	2002
Devin Funchess	5	2012
9. Jim Mandich	4	1969
Kevin Koger	4	2011
Jake Butt	4	2016

Running Back Receiving Records (Since 1967)

Season Receptions

1. Chris Perry	44	2003
2. Gerald White	38	1986
Aaron Shea	38	1999
4. Chris Howard	37	1997
5. B.J. Askew	36	2002
6. Jamie Morris	33	1985
Jamie Morris	33	1986
Anthony Thomas	33	1999
9. Clarence Williams	27	1996
10. B.J. Askew	26	2001
Mike Hart	26	2004

Season Receiving Yards

1. Gerald White	408	1986
2. Chris Perry	367	2003
3. Clarence Williams	361	1996
4. Aaron Shea	289	1999
5. Jamie Morris	287	1986
6. B.J. Askew	280	2002
7. Chris Howard	276	1997
8. Anthony Thomas	271	2000
9. B.J. Askew	257	2000
10. Mike Hart	237	2004

Season Receiving Touchdowns

1. Gerald White	4	1985
2. Gerald White	3	1986
Aaron Shea	3	1999
B.J. Askew	3	2000
5. John Gabler	2	1967
B.J. Askew	2	2001
Chris Perry	2	2003
Vincent Smith	2	2009
Vincent Smith	2	2010
Vincent Smith	2	2011

Career Receptions

1. Jamie Morris	99	1984-86
2. Anthony Thomas	88	1997-2000
3. B.J. Askew	83	1999-2002
4. Clarence Williams	68	1995-98
5. Mike Hart	67	2004-07
6. Chris Perry	66	2000-03
7. Gerald White	64	1984-86
8. Chris Howard	60	1994-97
9. Tyrone Wheatley	51	1991-94
10. Vincent Smith	46	2009-12

Career Receiving Yards

1. Anthony Thomas	810	1997-2000
2. B.J. Askew	777	1999-2002
3. Jamie Morris	756	1984-86
4. Chris Perry	572	2000-03
5. Gerald White	564	1984-86
6. Mike Hart	566	2004-07
7. Tyrone Wheatley	510	1991-94
8. Chris Howard	429	1994-97
9. Vincent Smith	435	2009-12
10. Stanley Edwards	380	1977-81

Career Receiving Touchdowns

1. Vincent Smith	7	2000-12
Gerald White	7	1983-86
3. B.J. Askew	6	1999-2002
Tyrone Wheatley	6	1991-94
5. Stanley Edwards	5	1977-1981
6. Eddie Garrett	3	1982-84
Rob Lytle	3	1974-76
Che Foster	3	1992-94
Chris Howard	3	1995-97
Jamie Morris	3	1984-87

MICHIGAN FOOTBALL

100-YARD RECEIVERS (195 SINCE 1943)

Player	Rec.	Yards	Opponent	Date	Player	Rec.	Yards	Opponent	Date
Jeremy Gallon	14	369	Indiana	Oct. 19, 2013	Anthony Carter	3	123	Purdue	Nov. 13, 1982
Roy Roundtree	9	246	Illinois	Nov. 6, 2010	Ralph Clayton	5	122	at Northwestern	Nov. 11, 1978
Jehu Chesson	10	207	at Indiana	Nov. 14, 2015	Chris Perry	11	122	at Minnesota	Oct. 10, 2003
Jack Clancy	10	197	Oregon State	Sept. 17, 1966	Anthony Carter	5	121	Illinois	Oct. 25, 1980
Tai Streets	6	192	at Minnesota	Oct. 31, 1998	Doug Marsh	3	121	at California	Sept. 29, 1979
Braylon Edwards	11	189	Michigan State	Oct. 30, 2004	Darryl Stonum	3	121	Massachusetts	Sept. 18, 2010
Derrick Alexander	7	188	Illinois	Oct. 23, 1993	Paul Jokisch	5	119	at Minnesota	Nov. 16, 1985
Jim Smith	5	184	Purdue	Nov. 8, 1975	Roy Roundtree	9	118	Bowling Green	Sept. 25, 2010
Jeremy Gallon	8	184	Notre Dame	Sept. 7, 2013	Jim Berline	6	118	at Wisconsin	Nov. 18, 1967
Mercury Hayes	7	179	Virginia	Aug. 26, 1995	Lowell Perry	5	118	Minnesota	Oct. 27, 1951
Amani Toomer	7	179	Boston College	Sept. 3, 1994	Tai Streets	9	118	at Ohio State	Nov. 21, 1998
Jack Clancy	11	179	Illinois	Nov. 5, 1966	Jehu Chesson	5	118	vs. Florida (Citrus)	Jan. 1, 2016
Paul Staroba	6	178	at Wisconsin	Oct. 31, 1970	Tony McGee	6	117	Washington	Jan. 1, 1993
Amani Toomer	5	177	Minnesota	Oct. 28, 1995	Desmond Howard	9	117	at Indiana	Oct. 27, 1990
Jason Avant	7	175	at Iowa	Oct. 4, 2003	Tai Streets	8	117	Indiana	Oct. 24, 1998
Jeremy Gallon	9	175	Ohio State	Nov. 30, 2013	Mario Manningham	8	117	Oregon	Sept. 8, 2007
Braylon Edwards	11	172	at Ohio State	Nov. 20, 2004	David Terrell	9	117	at Northwestern	Nov. 4, 2000
Tom Maentz	5	169	Iowa	Oct. 29, 1955	Marcus Knight	7	116	at Ohio State	Nov. 21, 1998
Desmond Howard	6	167	Mississippi	Jan. 1, 1991	David Terrell	6	116	at Illinois	Sept. 23, 2000
Lowell Perry	5	165	Indiana	Oct. 13, 1951	Roy Roundtree	9	116	Ohio State	Nov. 21, 2009
Greg McMurtry	7	165	at Minnesota	Nov. 18, 1989	Paul Jokisch	5	115	at South Carolina	Sept. 21, 1985
Ken Higgins	8	165	at Wisconsin	Oct. 4, 1986	Steve Breaston	7	115	vs. USC (Rose)	Jan. 1, 2007
Braylon Edwards	8	165	at Indiana	Oct. 2, 2004	David Terrell	8	115	Notre Dame	Sept. 4, 1999
Junior Hemingway	3	165	Notre Dame	Sept. 10, 2011	Brad Myers	12	115	at Ohio State	Nov. 22, 1958
Amara Darboh	8	165	at Michigan State	Oct. 29, 2016	Jeremy Gallon	10	115	at Northwestern	Nov. 16, 2013
Mario Manningham	5	162	Minnesota	Oct. 27, 2007	Dick Rifenburg	4	114	at Purdue	Oct. 9, 1948
Marquise Walker	15	160	Ohio State	Nov. 24, 2001	Clarence Williams	6	114	Alabama	Jan. 1, 1997
Marquise Walker	15	159	at Washington	Sept. 8, 2001	Derrick Alexander	7	114	Illinois	Nov. 14, 1992
Amani Toomer	7	157	Penn State	Oct. 15, 1994	Braylon Edwards	7	114	at Iowa	Oct. 4, 2003
Jim Mandich	10	156	Purdue	Oct. 11, 1969	Roy Roundtree	7	114	Wisconsin	Nov. 20, 2010
Anthony Carter	6	156	Illinois	Nov. 7, 1981	Mario Manningham	7	113	Wisconsin	Sept. 23, 2006
Desmond Howard	6	155	at Minnesota	Oct. 25, 1991	Mario Manningham	3	113	at Wisconsin	Nov. 10, 2007
Anthony Carter	8	154	at Minnesota	Oct. 31, 1981	Amani Toomer	6	112	at Wisconsin	Oct. 30, 1993
Adrian Arrington	9	153	vs. Florida (Capital One)	Jan. 1, 2008	Amani Toomer	3	112	at Northwestern	Nov. 7, 1992
Devin Funchess	7	151	vs. Minnesota	Oct. 5, 2013	Bump Elliott	3	112	Minnesota	Oct. 25, 1947
Marquise Walker	9	150	at Michigan State	Nov. 3, 2001	Braylon Edwards	9	112	at Northwestern	Nov. 15, 2003
David Terrell	10	150	vs. Alabama	Jan. 1, 2000	Devin Funchess	4	112	at Penn State	Oct. 12, 2013
Tai Streets	12	150	at Northwestern	Oct. 5, 1996	Jehu Chesson	5	112	Maryland	Nov. 5, 2016
Braylon Edwards	6	150	Iowa	Sept. 25, 2004	Gene Topp	7	111	Iowa	Oct. 10, 1953
John Kolesar	4	148	Purdue	Nov. 9, 1985	Jehu Chesson	8	111	Ohio State	Nov. 28, 2015
Amani Toomer	6	147	Minnesota	Nov. 12, 1994	Amara Darboh	5	111	UCF	Sept. 10, 2016
Jim Smith	4	147	Navy	Sept. 25, 1976	Doug Marsh	3	110	Wisconsin	Nov. 3, 1979
Mario Manningham	8	147	Purdue	Oct. 13, 2007	Anthony Carter	5	110	UCLA	Jan. 1, 1983
Jeremy Gallon	9	145	vs. South Carolina (Outback)	Jan. 1, 2013	Steve Smith	7	110	Michigan State	Oct. 9, 1965
Dave Raimey	6	144	Purdue	Oct. 21, 1961	David Terrell	7	110	at Syracuse	Sept. 18, 1999
Braylon Edwards	13	144	at Oregon	Sept. 20, 2003	Braylon Edwards	4	110	vs. Florida (Outback)	Jan. 1, 2003
Jim Smith	5	143	Stanford	Sept. 20, 1975	Ron Kramer	7	109	Missouri	Sept. 24, 1955
Anthony Carter	9	142	at Minnesota	Oct. 18, 1980	John Kolesar	4	109	Ohio State	Nov. 23, 1985
Anthony Carter	4	141	North Carolina	Dec. 28, 1979	Steve Breaston	6	109	at Oregon	Sept. 20, 2003
Desmond Howard	8	140	Michigan State	Oct. 13, 1990	Braylon Edwards	9	109	Utah	Sept. 21, 2002
Roy Roundtree	5	139	Northwestern	Nov. 10, 2012	Braylon Edwards	10	109	vs. Texas (Rose)	Jan. 1, 2005
Bump Elliott	2	138	Pittsburgh	Oct. 11, 1947	Mario Manningham	9	109	at Illinois	Oct. 20, 2007
Mario Manningham	4	137	at Notre Dame	Sept. 16, 2006	Amara Darboh	8	109	at Indiana	Nov. 14, 2015
David Terrell	4	136	vs. Auburn	Jan. 1, 2001	Tai Streets	5	108	at Wisconsin	Nov. 15, 1997
Marcus Knight	5	136	Purdue	Oct. 2, 1999	Marquise Walker	6	108	Western Michigan	Sept. 22, 2001
Amani Toomer	5	135	Texas A&M	Dec. 28, 1995	Desmond Howard	7	108	Purdue	Nov. 2, 1991
Marcus Knight	7	134	Illinois	Oct. 23, 1999	Chris Perry	6	108	vs. Florida (Outback)	Jan. 1, 2003
Marquise Walker	7	134	Purdue	Oct. 13, 2001	Jason Avant	7	108	at Wisconsin	Sept. 24, 2005
Marquise Walker	9	134	at Northwestern	Nov. 4, 2000	Devin Funchess	7	108	at Ohio State	Nov. 29, 2014
Junior Hemingway	9	134	Iowa	Oct. 16, 2010	Mercury Hayes	6	107	Miami (Ohio)	Sept. 30, 1995
Anthony Carter	8	133	Purdue	Nov. 15, 1980	Carl Ward	5	107	Purdue	Oct. 15, 1966
Desmond Howard	6	133	at Notre Dame	Sept. 15, 1990	Braylon Edwards	10	107	at Ohio State	Nov. 23, 2002
David Terrell	6	133	at Penn State	Nov. 13, 1999	Braylon Edwards	10	107	vs. Southern Calif. (Rose)	Jan. 1, 2004
Jeremy Gallon	5	133	Iowa	Nov. 17, 2012	Jeremy Gallon	4	107	vs. Alabama	Sept. 1, 2012
Mercury Hayes	6	132	at Penn State	Nov. 18, 1995	Devin Funchess	9	107	at Notre Dame	Sept. 6, 2014
Mario Manningham	5	131	at Minnesota	Sept. 30, 2006	Amara Darboh	9	107	Indiana	Nov. 1, 2014
Derrick Alexander	7	130	Minnesota	Oct. 24, 1992	Mario Manningham	4	106	at Wisconsin	Sept. 24, 2005
Marquise Walker	7	130	Wisconsin	Sept. 30, 2000	Devin Funchess	4	106	Air Force	Sept. 8, 2012
Braylon Edwards	7	130	Ohio State	Nov. 22, 2003	Mercury Hayes	8	105	Washington State	Sept. 4, 1993
Braylon Edwards	8	130	San Diego State	Sept. 18, 2004	Jim Mandich	8	105	at Michigan State	Oct. 18, 1969
Paul Jokisch	6	130	at Illinois	Nov. 2, 1985	Jason Avant	7	105	at Iowa	Oct. 22, 2005
Tai Streets	7	129	vs. Arkansas	Jan. 1, 1999	John Kolesar	3	104	Washington State	Sept. 19, 1987
Braylon Edwards	12	129	at Notre Dame	Sept. 11, 2004	Jack Clancy	4	104	Wisconsin	Oct. 30, 1965
Mario Manningham	8	129	at Michigan State	Nov. 3, 2007	Bob Nussbaumer	2	104	Purdue	Nov. 17, 1945
Junior Hemingway	3	219	at Indiana	Oct. 2, 2010	Junior Hemingway	6	104	Illinois	Nov. 6, 2010
Martavious Odums	7	129	Illinois	Oct. 4, 2008	John Henderson	6	103	Navy	Oct. 5, 1963
Amani Toomer	8	128	at Penn State	Nov. 18, 1995	Derrick Alexander	7	103	Oklahoma State	Sept. 19, 1992
Anthony Carter	6	127	UCLA	Dec. 31, 1981	Jerry Imsland	6	103	at Duke	Sept. 28, 1968
Mercury Hayes	6	127	Houston	Sept. 25, 1993	Anthony Carter	2	103	at Purdue	Nov. 14, 1981
Dick Rifenburg	3	127	Iowa Pre-Flight	Sept. 16, 1944	Braylon Edwards	7	103	at Michigan State	Nov. 1, 2003
Jim Smith	6	127	Illinois	Nov. 13, 1976	Steve Breaston	3	103	at Indiana	Nov. 11, 2006
Tai Streets	4	127	Washington State	Jan. 1, 1998	Junior Hemingway	5	103	Western Michigan	Sept. 5, 2009
Jason Avant	9	127	Northern Illinois	Sept. 3, 2005	Desmond Howard	4	102	Northwestern	Nov. 9, 1991
Greg McMurtry	5	126	Maryland	Sept. 30, 1989	Triando Markray	3	102	Ohio State	Nov. 19, 1983
Jerame Tuman	5	126	Colorado	Sept. 13, 1997	Adrian Arrington	6	102	Eastern Michigan	Oct. 6, 2007
Marcus Knight	5	126	at Notre Dame	Sept. 5, 1998	Jake Butt	4	102	Rutgers	Nov. 7, 2015
Roy Roundtree	5	126	at Indiana	Oct. 2, 2010	Desmond Howard	8	101	at Michigan State	Oct. 12, 1991
Roy Roundtree	10	126	Purdue	Nov. 7, 2009	John Gabler	10	101	Indiana	Oct. 21, 1967
Jack Clancy	8	125	Purdue	Oct. 16, 1965	Jerame Tuman	3	101	at Minnesota	Oct. 26, 1996
Jim Mandich	4	125	Michigan State	Oct. 12, 1968	Tai Streets	8	101	at Notre Dame	Sept. 5, 1998
Anthony Carter	2	125	Ohio State	Nov. 17, 1979	David Terrell	6	101	Indiana	Oct. 14, 2000
Anthony Carter	5	125	at Illinois	Nov. 6, 1982	Braylon Edwards	4	101	at Illinois	Sept. 28, 2002
Marcus Knight	5	125	at Michigan State	Oct. 9, 1999	Ronald Bellamy	8	101	at Ohio State	Nov. 23, 2002
Ronald Bellamy	5	124	Michigan State	Nov. 2, 2002	Adrian Arrington	7	101	at Wisconsin	Nov. 10, 2007
Junior Hemingway	5	124	at Northwestern	Oct. 8, 2011	Amara Darboh	8	101	at Utah	Sept. 3, 2015
Mario Manningham	10	123	at Northwestern	Sept. 29, 2007	John Kolesar	3	100	Michigan State	Oct. 11, 1986
Anthony Carter	8	123	UCLA	Sept. 25, 1982	Leo Koceski	3	100	at Minnesota	Oct. 23, 1948
Eric Kattus	5	123	Indiana	Oct. 26, 1985	Marquise Walker	4	100	vs. Auburn	Jan. 1, 2001
Anthony Carter	5	123	Michigan State	Oct. 9, 1982	Marquise Walker	5	100	vs. Tennessee	Jan. 1, 2002
					David Terrell	6	100	at Indiana	Oct. 30, 1999

MICHIGAN FOOTBALL

100-YARD RECEIVING LEADERS

Braylon Edwards (17)

Yards	Rec.	Opponent, Year (Class)
189	11	Michigan State, 2004 (Sr.)
172	11	at Ohio State, 2004 (Sr.)
165	8	at Indiana, 2004 (Sr.)
150	6	vs. Iowa, 2004 (Sr.)
144	13	at Oregon, 2003 (Jr.)
130	7	Ohio State, 2003 (Jr.)
130	8	San Diego State, 2004 (Sr.)
129	12	at Notre Dame, 2004 (Sr.)
114	7	at Iowa, 2003 (Jr.)
112	9	at Northwestern, 2003 (Jr.)
110	4	vs. Florida*, 2003 (So.)
109	9	Utah, 2002 (So.)
109	10	vs. Texas^, 2004 (Sr.)
107	10	at Ohio State, 2002 (So.)
107	10	vs. USC^, 2003 (Jr.)
103	7	at Michigan St., 2003 (Sr.)
101	4	at Illinois, 2002 (So.)

* Outback Bowl / ^ Rose Bowl

Anthony Carter (14)

Yards	Rec.	Opponent, Year (Class)
156	6	Illinois, 1981 (Jr.)
154	8	at Minnesota, 1981 (Jr.)
142	9	at Minnesota, 1980 (So.)
141	4	North Carolina, 1979 (Fr.)
133	8	Purdue, 1980 (So.)
127	6	UCLA, 1981 (Jr.)
125	2	Ohio State, 1979 (Fr.)
125	5	at Illinois, 1982 (Sr.)
123	8	UCLA, 1982 (Sr.)
123	5	Michigan State, 1982 (Sr.)
123	3	Purdue, 1982 (Sr.)
121	5	Illinois, 1980 (So.)
110	5	UCLA, 1983 (Sr.)
103	2	at Purdue, 1981 (Jr.)

Mario Manningham (11)

Yards	Rec.	Opponent, Year (Class)
162	5	Minnesota, 2007 (Jr.)
147	8	Purdue, 2007 (Jr.)
137	4	at Notre Dame, 2006 (So.)
131	5	at Minnesota, 2006 (So.)
129	8	at Michigan State, 2007 (Jr.)
123	10	at Northwestern, 2007 (Jr.)
117	8	Oregon, 2007 (Jr.)
113	7	Wisconsin, 2006 (So.)
113	3	at Wisconsin, 2007 (Jr.)
109	9	at Illinois, 2007 (Jr.)
106	4	at Wisconsin, 2005 (Fr.)

David Terrell (9)

Yards	Rec.	Opponent, Year (Class)
150	10	vs. Alabama*, 2000 (So.)
136	4	vs. Auburn^, 2001 (Jr.)
133	6	at Penn State, 1999 (So.)
117	9	at Northwestern, 2000 (Jr.)
116	6	at Illinois, 2000 (Jr.)
115	8	Notre Dame, 1999 (So.)
110	7	at Syracuse, 1999 (So.)
101	6	Indiana, 2000 (Jr.)
100	6	at Indiana, 1999 (So.)

* Orange Bowl

Marquise Walker (9)

Yards	Rec.	Opponent, Year (Class)
160	15	Ohio State, 2001 (Sr.)
159	15	at Washington, 2001 (Sr.)
150	9	at Michigan St., 2001 (Sr.)
134	7	Purdue, 2001 (Sr.)
134	9	at Northwestern, 2000 (Jr.)
130	7	Wisconsin, 2000 (Jr.)
108	6	vs. Michigan, 2001 (Sr.)
100	4	vs. Auburn*, 2001 (Jr.)
100	5	vs. Tennessee*, 2002 (Sr.)

* Florida Citrus Bowl

Desmond Howard (8)

Yards	Rec.	Opponent, Year (Class)
167	6	Mississippi, 1991 (Jr.)
155	6	at Minnesota, 1991 (Sr.)
140	8	Michigan State, 1990 (Jr.)
133	6	at Notre Dame, 1990 (Jr.)
117	9	at Indiana, 1990 (Jr.)
108	7	Purdue, 1991 (Sr.)
102	4	Northwestern, 1991 (Sr.)
101	8	at Michigan St., 1991 (Sr.)

Tai Streets (8)

Yards	Rec.	Opponent, Year (Class)
192	6	at Minnesota, 1998 (Sr.)
150	12	at Northwestern, 1996 (So.)
129	7	vs. Arkansas, 1999 (Sr.)
127	4	Washington State, 1998 (Jr.)
118	9	at Ohio State, 1998 (Sr.)
117	8	Indiana, 1998 (Sr.)
108	5	Wisconsin, 1997 (Jr.)
101	8	at Notre Dame, 1998 (Sr.)

Amani Toomer (8)

Yards	Rec.	Opponent, Year (Class)
179	7	Boston College, 1994 (Jr.)
177	5	Minnesota, 1995 (Sr.)
157	7	Penn State 1994 (Jr.)
147	6	Minnesota, 1994 (Jr.)
135	5	Texas A&M, 1995 (Jr.)
128	8	at Penn State, 1995 (Sr.)
112	6	at Wisconsin, 1993 (So.)
112	3	at Northwestern, 1992 (Fr.)

Jeremy Gallon (7)

Yards	Rec.	Opponent, Year (Class)
369	14	Indiana, 2013 (Sr.)
184	8	Notre Dame, 2013 (Sr.)
175	9	Ohio State, 2013 (Sr.)
145	9	South Carolina*, 2012 (Jr.)
133	5	Iowa, 2012 (Jr.)
115	10	at Northwestern, 2013 (Sr.)
107	4	Alabama, 2012 (Jr.)

*Outback Bowl

Roy Roundtree (7)

Yards	Rec.	Opponent, Year (Class)
246	9	Illinois, 2010 (So.)
139	5	Northwestern, 2012 (Sr.)
126	5	at Indiana, 2010 (So.)
126	10	Purdue, 2009 (Fr.)
118	9	Bowling Green, 2010 (So.)
116	9	Ohio State, 2009 (Fr.)
114	7	Wisconsin, 2010 (So.)

Junior Hemingway (6)

Yards	Rec.	Opponent, Year (Class)
165	3	Notre Dame, 2011 (Sr.)
134	9	Iowa, 2010 (Jr.)
129	3	at Indiana, 2010 (Jr.)
124	5	at Northwestern, 2011 (Sr.)
104	6	Illinois, 2010 (Jr.)
103	5	W. Michigan, 2009 (So.)

Devin Funchess (5)

Yards	Rec.	Opponent, Year (Class)
151	7	Minnesota, 2013 (So.)
112	4	at Penn State, 2013 (So.)
108	7	at Ohio State, 2014 (Jr.)
107	9	at Notre Dame, 2014 (Jr.)
106	4	Air Force, 2012 (Fr.)

Mercury Hayes (5)

Yards	Rec.	Opponent, Year (Class)
179	7	Virginia, 1995 (Sr.)
132	6	at Penn State, 1995 (Sr.)
127	6	Houston, 1993 (So.)
107	6	Miami (Ohio), 1995 (Sr.)
105	8	Washington St., 1993 (So.)

Marcus Knight (5)

Yards	Rec.	Opponent, Year (Class)
136	5	Purdue, 1999 (Sr.)
134	7	Illinois, 1999 (Sr.)
126	5	at Notre Dame, 1998 (Jr.)
125	5	at Michigan St., 1999 (Sr.)
116	7	at Ohio State, 1998 (Jr.)

Jack Clancy (4)

Yards	Rec.	Opponent, Year (Class)
197	10	Oregon State, 1966 (Sr.)
179	11	Illinois, 1966 (Sr.)
125	8	Purdue, 1965 (Jr.)
104	4	Wisconsin, 1965 (Jr.)

Derrick Alexander (4)

Yards	Rec.	Opponent, Year (Class)
188	7	Illinois, 1993 (Sr.)
130	7	Minnesota, 1992 (Jr.)
114	7	Illinois, 1992 (Jr.)
103	7	Oklahoma State, 1992 (Jr.)

Jason Avant (4)

Yards	Rec.	Opponent, Year (Class)
175	7	at Iowa, 2003 (So.)
127	9	Northern Illinois, 2005 (Sr.)
108	7	at Wisconsin, 2005 (Sr.)
105	7	at Iowa, 2005 (Sr.)

Amara Darboh (5)

Yards	Rec.	Opponent, Year (Class)
165	8	at Michigan State, 2016 (Sr.)
111	5	UCF, 2016 (Sr.)
109	8	at Indiana, 2015 (Jr.)
107	9	Indiana, 2014 (So.)
101	8	at Utah, 2015 (Jr.)

John Kolesar (4)

Yards	Rec.	Opponent, Year (Class)
148	4	Purdue, 1985 (Fr.)
109	4	Ohio State, 1985 (Fr.)
104	3	Washington State, 1987 (Jr.)
100	3	Michigan State, 1986 (So.)

Jim Smith (4)

Yards	Rec.	Opponent, Year (Class)
184	5	Purdue, 1975 (Jr.)
147	4	Navy, 1976 (Sr.)
143	5	Stanford, 1975 (Jr.)
127	6	Illinois, 1976 (Sr.)

Adrian Arrington (3)

Yards	Rec.	Opponent, Year (Class)
153	9	vs. Florida*, 2007 (Sr.)
102	6	Eastern Michigan, 2007 (Sr.)
101	7	at Wisconsin, 2007 (Sr.)

* Capital One Bowl

Steve Breaston (3)

Yards	Rec.	Opponent, Year (Class)
115	7	vs. USC, 2006 (Sr.)
109	6	at Oregon, 2003 (Fr.)
103	3	at Indiana, 2006 (Sr.)

Jehu Chesson (4)

Yards	Rec.	Opponent, Year (Class)
207	10	at Indiana, 2015 (Sr.)
118	5	vs. Florida, 2015 (Sr.)
112	5	Maryland, 2016 (5th)
111	8	Ohio State, 2015 (Sr.)

Paul Jokisch (3)

Yards	Rec.	Opponent, Year (Class)
130	6	at Illinois, 1985 (Sr.)
119	5	at Minnesota, 1985 (Sr.)
115	5	at S. Carolina, 1985 (Sr.)

Jim Mandich (3)

Yards	Rec.	Opponent, Year (Class)
156	10	Purdue, 1969 (Sr.)
125	4	Michigan State, 1968 (Jr.)
105	8	Michigan State, 1969 (Sr.)

Ronald Bellamy (2)

Yards	Rec.	Opponent, Year (Class)
124	5	Michigan State, 2002 (Sr.)
101	8	at Ohio State, 2002 (Sr.)

Bump Elliott (2)

Yards	Rec.	Opponent, Year (Class)
138	2	Pittsburgh, 1947 (Jr.)
112	3	Minnesota, 1947 (Jr.)

Doug Marsh (2)

Yards	Rec.	Opponent, Year (Class)
121	3	at California, 1979 (Sr.)
110	3	Wisconsin, 1979 (Sr.)

Greg McMurtry (2)

Yards	Rec.	Opponent, Year (Class)
165	7	at Minnesota, 1989 (Sr.)
126	5	Maryland, 1989 (Sr.)

Chris Perry (2)

Yards	Rec.	Opponent, Year (Class)
122	11	at Minnesota, 2003 (Sr.)
110	6	vs. Florida*, 2003 (Jr.)

* Outback Bowl

Lowell Perry (2)

Yards	Rec.	Opponent, Year (Class)
165	5	Indiana, 1951 (Jr.)
118	5	Minnesota, 1951 (Jr.)

Dick Rifenburg (2)

Yards	Rec.	Opponent, Year (Class)
127	3	Iowa Pre-Flight, 1944 (Fr.)
114	4	at Purdue, 1948 (Sr.)

Yards	Rec.	Opponent, Year (Class)
127	3	Iowa Pre-Flight, 1944 (Fr.)
114	4	at Purdue, 1948 (Sr.)

Jerame Tuman (2)

Yards	Rec.	Opponent, Year (Class)
126	5	Colorado, 1997 (Jr.)
101	3	at Minnesota, 1996 (So.)

Jim Berline (1)

Yards	Rec.	Opponent, Year (Class)
118	6	at Wisconsin, 1967 (Sr.)

Jake Butt (1)

Yards	Rec.	Opponent, Year (Class)
102	4	Rutgers, 2015 (Jr.)

Ralph Clayton (1)

Yards	Rec.	Opponent, Year (Class)
122	5	at Northwestern, 1978 (Jr.)

John Gabler (1)

Yards	Rec.	Opponent, Year (Class)
101	10	Indiana, 1967 (So.)

John Henderson (1)

Yards	Rec.	Opponent, Year (Class)
103	6	Navy, 1963 (Jr.)

Ken Higgins (1)

Yards	Rec.	Opponent, Year (Class)
165	8	at Wisconsin, 1986 (Sr.)

MICHIGAN FOOTBALL

TOTAL OFFENSE (PASSING AND RUSHING)



Rick Leach



Jim Harbaugh



Don Moorhead



Steve Smith

Most Plays

Game	Plays
1. Denard Robinson.....68 at Notre Dame, Sept. 11, 2010	
2. Tom Brady.....65 at Ohio State, Nov. 21, 1998	
3. Dennis Brown.....61 Indiana, Oct. 21, 1967	
John Navarre.....61 at Oregon, Sept. 20, 2003	
5. Don Moorhead.....60 at Michigan State, Oct. 18, 1969	
6. Scott Dreisbach.....59 Virginia, Aug. 26, 1995	
7. John Navarre.....58 vs. Southern California, Jan. 1, 2004	
8. John Navarre.....55 Ohio State, Nov. 24, 2001	
Chad Henne.....55 at Ohio State, Nov. 20, 2004	
10. John Navarre.....54 at Iowa, Oct. 4, 2003	

Season	Plays	Year
1. Denard Robinson	547	2010
2. Devin Gardner	510	2013
3. John Navarre	505	2003
4. John Navarre	488	2002
5. Denard Robinson	479	2011
6. Chad Henne	454	2004
7. Jake Rudock	447	2015
8. Chad Henne	436	2005
9. John Navarre	434	2001
10. Tom Brady	409	1998
11. Tate Forcier	399	2009
12. Devin Gardner	381	2014
13. Don Moorhead	380	1969
14. Tom Brady	378	1999
15. Chad Henne	375	2006
16. Jim Harbaugh	371	1986
17. Brian Griese	369	1997
18. Wilton Speight	366	2016
19. Dennis Brown	344	1968
Steve Smith	344	1981
Denard Robinson	344	2012

Career	Plays	Year Range
1. Chad Henne	1,567	2004-07
2. John Navarre	1,515	2000-03
3. Denard Robinson	1,470	2009-12
4. Devin Gardner	1,129	2010-14
5. Rick Leach	1,034	1975-78
6. Steve Smith	990	1980-83
7. Anthony Thomas	924	1997-00
8. Elvis Grbac	915	1989-92
9. Jim Harbaugh	837	1983-86
10. Todd Collins	812	1991-94
11. Jamie Morris	809	1984-87
Tom Brady	809	1996-99
13. Brian Griese	731	1994-97
14. Butch Woolfolk	719	1978-81
15. Don Moorhead	708	1968-70
16. Tyrone Wheatley	688	1991-94
17. Dennis Brown	652	1966-68
18. Dennis Franklin	642	1972-74

Average Gain Per Play

Season (Min. 200 plays)	Gain	Year
1. Drew Henson	7.93	2000
2. Denard Robinson	7.81	2010
3. Jim Harbaugh	7.63	1986
4. Denard Robinson	7.51	2012
5. Elvis Grbac	7.43	1992
6. Todd Collins	7.36	1993
Rick Leach	7.36	1976
8. Todd Collins	7.26	1994
9. Elvis Grbac	7.16	1991
10. Jake Rudock	7.12	2015
11. Bob Chappuis	7.09	1947

Career (Min. 400 plays)

Career	Gain	Year Range
1. Denard Robinson	7.31	2009-12
2. Jake Rudock	7.12	2015
3. Todd Collins	7.02	1991-94
4. Jim Harbaugh	6.89	1983-86
5. Elvis Grbac	6.80	1989-92
6. Brian Griese	6.68	1994-97
7. Steve Smith	6.62	1980-83
8. John Wangler	6.54	1976-80
9. Scott Dreisbach	6.45	1995-97
10. Devin Gardner	6.42	2010-14
11. Tom Brady	6.40	1996-99

Most Yards Gained

Game	Yards
1. Devin Gardner.....584 Indiana, Oct. 19, 2013	
2. Jake Rudock.....504 at Indiana, Nov. 14, 2015	
3. Denard Robinson.....502 at Notre Dame, Sept. 11, 2010	
4. Denard Robinson.....494 at Indiana, Oct. 2, 2010	
5. Devin Gardner.....461 Ohio State, Nov. 30, 2013	
6. Denard Robinson.....454 at Northwestern, Oct. 8, 2011	
7. Denard Robinson.....446 Notre Dame, Sept. 10, 2011	
8. Denard Robinson.....426 Air Force, Sept. 8, 2012	
9. Denard Robinson.....397 Massachusetts, Sept. 15, 2012	
10. Denard Robinson.....383 Connecticut, Sept. 4, 2010	

Season	Yards	Year
1. Denard Robinson	4,272	2010
2. Devin Gardner	3,443	2013
3. Denard Robinson	3,349	2011
4. John Navarre	3,276	2003
5. Jake Rudock	3,183	2015
6. John Navarre	2,889	2002
7. Jim Harbaugh	2,847	1986
8. Chad Henne	2,606	2004
9. Denard Robinson	2,585	2012
10. Chad Henne	2,551	2005
11. Tom Brady	2,539	1999
12. Tom Brady	2,528	1998
13. Wilton Speight	2,478	2016
14. Todd Collins	2,475	1994
15. Todd Collins	2,428	1993
16. Chad Henne	2,425	2006
17. Steve Smith	2,335	1981
18. John Navarre	2,317	2001
19. Tate Forcier	2,290	2009
20. Devin Gardner	2,154	2014

Career	Yards	Year Range
1. Denard Robinson	10,745	2009-12
2. Chad Henne	9,400	2004-07
3. John Navarre	9,031	2000-03
4. Devin Gardner	7,252	2010-14
5. Steve Smith	6,554	1980-83
6. Rick Leach	6,460	1975-78
7. Elvis Grbac	6,221	1989-92
8. Jim Harbaugh	5,745	1983-86
9. Todd Collins	5,702	1991-94
10. Tom Brady	5,180	1996-99
11. Anthony Thomas	4,472	1997-00
12. Jamie Morris	4,393	1984-87
13. Brian Griese	4,302	1994-97
14. Tyrone Wheatley	4,178	1991-94
15. Butch Woolfolk	3,861	1978-81
16. Don Moorhead	3,641	1968-70
17. Dennis Franklin	3,511	1972-74
Bob Chappuis	3,487	1942-47

Average Yards Per Game

Season (Min. 10 games)	Yards	Year
1. Denard Robinson	328.6	2010
2. Devin Gardner	286.9	2013
3. Denard Robinson	257.6	2011
4. John Navarre	249.2	2003
5. Jake Rudock	244.8	2015
6. Denard Robinson	235.0	2012
7. John Navarre	222.2	2002
8. Jim Harbaugh	219.0	1986
9. Chad Henne	217.0	2004
10. Chad Henne	212.6	2005

Career (Min. 20 games)

Career	Yards	Year Range
1. Denard Robinson	219.3	2009-12
2. John Navarre	208.3	2000-03
3. Chad Henne	200.0	2004-07
4. Jim Harbaugh	186.6	1983-86
5. Steve Smith	172.5	1980-83
6. Tom Brady	167.1	1996-99
7. Todd Collins	154.1	1991-94
8. Brian Griese	153.6	1994-97
9. Elvis Grbac	148.1	1989-92
10. Devin Gardner	148.0	2010-14

MICHIGAN FOOTBALL

COMBINED RUSHING/RECEIVING

Most Plays

Game		Season		Career			
1. Chris Perry	53	1. Chris Perry	383	2003	1. Mike Hart	1,082	2004-07
at Michigan State, Nov. 1, 2003		2. Anthony Thomas	336	2000	2. Anthony Thomas	1,012	1997-00
2. Anthony Thomas	45	3. Mike Hart	335	2006	3. Jamie Morris	908	1984-87
at Indiana, Oct. 30, 1999		4. Anthony Thomas	334	1999	4. Chris Perry	877	2000-03
3. Mike Hart	44	5. T. Biakabutuka	308	1995	5. Butch Woolfolk	756	1978-81
Penn State, Sept. 22, 2007		Mike Hart	308	2004	6. Tyrone Wheatley	739	1991-94
4. Mike Hart	43	7. Jamie Morris	301	1987	7. Denard Robinson	726	2009-12
at Illinois, Oct. 16, 2004		8. Chris Perry	281	2002	8. Billy Taylor	596	1969-71
5. Ron Johnson	42	9. Gordon Bell	280	1975	9. Rob Lytle	571	1973-76
Northwestern, Nov. 4, 1967		10. Lawrence Ricks	275	1982	10. Lawrence Ricks	558	1979-82
6. Mike Hart	41	11. Tony Boles	274	1988	11. Ricky Powers	552	1990-93
Minnesota, Oct. 9, 2004		12. Mike Hart	273	2007	12. Gordon Bell	545	1973-75
7. Butch Woolfolk	39				13. Russell Davis	544	1975-78
at Michigan State, Oct. 10, 1981					14. Fitzgerald Toussaint	541	2010-13
Ricky Powers	39				15. Ed Shuttlesworth	534	1971-73
Notre Dame, Sept. 14, 1991					Clarence Williams	534	1995-98

Most Yards Gained

Game		Season		Career			
1. Ron Johnson	347	1. Chris Perry	2,041	2003	1. Mike Hart	5,624	2004-07
Wisconsin, Nov. 16, 1968		2. Anthony Thomas	2,004	2000	2. Anthony Thomas	5,273	1997-00
2. Tshimanga Biakabutuka	313	3. T. Biakabutuka	1,868	1995	3. Jamie Morris	5,149	1984-87
Ohio State, Nov. 25, 1995		4. Jamie Morris	1,825	1987	4. Tyrone Wheatley	4,688	1991-94
3. Ron Johnson	289	5. Denard Robinson	1,702	2010	5. Denard Robinson	4,526	2009-12
Navy, Oct. 7, 1967		6. Mike Hart	1,692	2004	6. Chris Perry	4,269	2000-03
4. Jon Vaughn	288	7. Mike Hart	1,687	2006	7. Butch Woolfolk	4,126	1978-81
UCLA, Sept. 22, 1990		8. Ron Johnson	1,557	1968	8. Rob Lytle	3,475	1973-76
5. Denard Robinson	258	9. Rob Lytle	1,550	1976	9. Anthony Carter	3,289	1979-82
Notre Dame, Sept. 11, 2010		10. Butch Woolfolk	1,514	1981	10. Billy Taylor	3,170	1969-71
6. Mike Hart	257	11. Tyrone Wheatley	1,502	1992	11. Gordon Bell	3,003	1973-75
at Illinois, Oct. 16, 2004		12. Jon Vaughn	1,487	1990	12. T. Biakabutuka	2,933	1993-95
		13. Tony Boles	1,478	1988	13. Lawrence Ricks	2,863	1979-82
		14. Gordon Bell	1,472	1975	14. Ron Johnson	2,785	1966-68
					15. Harlan Huckleby	2,781	1975-78
					16. Russell Davis	2,776	1975-78



Chris Perry

MICHIGAN FOOTBALL

ALL-PURPOSE

Most Plays

Game		Season		Career			
1. Chris Perry	53	1. Chris Perry	383	2003	1. Mike Hart	1,082	2004-07
at Michigan State, Nov. 1, 2003		2. Anthony Thomas	345	1999	2. Anthony Thomas	1,043	1997-00
2. Anthony Thomas	46	3. Anthony Thomas	336	2000	3. Jamie Morris	960	1984-87
at Indiana, Oct. 30, 1999		4. Mike Hart	335	2006	4. Chris Perry	882	2000-03
3. Ron Johnson	44	5. Jamie Morris	309	1987	5. Tyrone Wheatley	771	1991-94
Northwestern, Nov. 4, 1967		T. Biakabutuka	309	1995	6. Butch Woolfolk	756	1978-81
4. Mike Hart	43	7. Mike Hart	308	2004	7. Denard Robinson	726	2009-12
at Illinois, Oct. 16, 2004		8. Gordon Bell	293	1975	8. Billy Taylor	605	1969-71
5. Mike Hart	41	9. Tony Boles	288	1988	9. Rob Lytle	579	1973-76
Minnesota, Oct. 9, 2004		10. Chris Perry	282	2002	10. Clarence Williams	564	1995-98
6. Tony Boles	40	11. Ron Johnson	278	1968	11. Gordon Bell	561	1973-75
Miami (Fl.), Sept. 17, 1988		12. Lawrence Ricks	275	1982	Lawrence Ricks	561	1979-82
		13. Mike Hart	273	2007	13. Ron Johnson	554	1966-68
		14. Butch Woolfolk	262	1981	14. Ricky Powers	553	1990-93
					15. Russell Davis	544	1975-78

Most Yards Gained

Game		Season		Career			
1. Ron Johnson	387	1. Chris Perry	2,041	2003	1. Jamie Morris	6,201	1984-87
Wisconsin, Nov. 16, 1968		2. Anthony Thomas	2,004	2000	2. Anthony Thomas	6,000	1997-00
2. Bennie McRae	383	3. Jamie Morris	1,972	1987	3. Anthony Carter	5,799	1979-82
Purdue, Oct. 21, 1961		4. T. Biakabutuka	1,881	1995	4. Mike Hart	5,624	2004-07
3. Ron Johnson	346	5. Desmond Howard	1,859	1991	5. Steve Breaston	5,609	2003-06
Navy, Oct. 7, 1967		6. Tony Boles	1,816	1988	6. Tyrone Wheatley	5,358	1991-94
4. Tshimanga Biakabutuka	326	7. Tyrone Wheatley	1,784	1992	7. Denard Robinson	4,526	2009-12
Ohio State, Nov. 25, 1995		8. Gordon Bell	1,714	1975	8. Chris Perry	4,364	2000-03
5. Tyrone Wheatley	318	9. Ron Johnson	1,704	1968	9. Butch Woolfolk	4,126	1978-81
Notre Dame, Sept. 11, 1993		10. Denard Robinson	1,702	2010	10. Desmond Howard	3,943	1989-91
6. Steve Breaston	315	11. Jamie Morris	1,693	1986	11. Rob Lytle	3,615	1973-76
vs. Texas (Rose Bowl), Jan. 1, 2005		12. Mike Hart	1,692	2004	12. Mercury Hayes	3,511	1992-95
Martavious Odoms	315	13. Mike Hart	1,687	2006	13. Ron Johnson	3,472	1966-68
vs. Illinois, Oct. 4, 2008		14. Ron Johnson	1,682	1967	14. Billy Taylor	3,360	1969-71
					15. Gordon Bell	3,335	1973-75



Jamie Morris

MICHIGAN FOOTBALL PUNTING



Chuck Ortmann



Adam Finley



Monte Robbins



Hayden Epstein

Most Punts

Game	Season	Career
1. Chuck Ortmann.....24 at Ohio State, Nov. 25, 1950	1. Zoltan Mesko 80 2008	1. Zoltan Mesko 252 2006-09
2. Tom Harmon.....12 Pennsylvania, Oct. 26, 1940	2. Hayden Epstein 71 2001	2. Don Bracken 203 1980-83
Zoltan Mesko.....12 Ohio State, Nov. 17, 2007	3. Zoltan Mesko 70 2007	3. Monte Robbins 200 1984-87
4. Bill Billings.....11 Michigan State, Sept. 29, 1951	4. Adam Finley 69 2002	3. Adam Finley 190 2001-04
Stan Kemp.....11 at Michigan State, Oct. 8, 1966	5. Bill Billings 66 1951	5. John Anderson 180 1974-77
Jason Vinson.....11 Ohio State, Nov. 22, 1997	Mark Werner 66 1968	6. Barry Dotzauer 167 1971-73
7. 7 times, last Eddie Azcona.....10 vs. Washington, Jan. 1, 1992	7. Adam Finley 64 2004	Hayden Epstein 167 1998-01
	8. Brad Robbins 64 2017	8. Will Hagerup 148 2010-14
	9. Monte Robbins 62 1984	9. Stan Kemp 146 1964-66
	10. Matt Wile 61 2013	10. Chris Stapleton 132 1989-93
	11. Barry Dotzauer 60 1971	11. Mark Werner 120 1968-69
	12. Jason Vinson 57 1997	
	13. Jason Vinson 56 1998	
	John Anderson 56 1977	
	Don Bracken 56 1980	

Most Yards Punting

Game	Season	Career
1. Chuck Ortmann.....723 at Ohio State, Nov. 25, 1950	1. Zoltan Mesko 3,436 2008	1. Zoltan Mesko 10,703 2006-09
2. Zoltan Mesko.....551 Ohio State, Nov. 17, 2007	2. Adam Finley 2,909 2002	2. Monte Robbins 8,562 1984-87
3. Tom Harmon.....442 Pennsylvania, Oct. 26, 1940	3. Zoltan Mesko 2,876 2007	3. Don Bracken 8,273 1980-83
4. Stan Kemp.....440 at Michigan State, Oct. 8, 1966	4. Hayden Epstein 2,760 2001	4. Adam Finley 7,953 2001-04
5. Paul Staroba.....401 Arizona, Sept. 19, 1970	5. Adam Finley 2,751 2004	5. John Anderson 7,108 1974-77
6. Will Hagerup.....400 vs. Minnesota, Sept. 27, 2014	6. Monte Robbins 2,705 1984	6. Hayden Epstein 6,657 1998-01
Hayden Epstein.....400 at UCLA, Sept. 16, 2000	7. Brad Robbins 2,583 2017	7. Barry Dotzauer 6,554 1971-73
	8. Matt Wile 2,476 2013	8. Will Hagerup 6,243 2010-14
	9. Mark Werner 2,438 1968	9. Stan Kemp 5,467 1964-66
	10. Barry Dotzauer 2,416 1971	10. Chris Stapleton 5,322 1989-93

Longest Punt

1. Monte Robbins82
at Hawaii, Dec. 6, 1986
2. Blake O'Neill80
vs. Michigan State, Oct. 17, 2015

Highest Average Per Punt

- | Game (Min. 3 punts) | Season (Min. 30 punts) |
|--|-----------------------------|
| 1. Don Bracken56.3
Northwestern, Oct. 24, 1981 | 1. Will Hagerup 45.03 2012 |
| 2. Zoltan Mesko.....53.8
at Iowa, Oct. 10, 2009 | 2. Zoltan Mesko 44.46 2009 |
| 3. Darrell Harper.....53.3
Oregon State, Oct. 10, 1959 | 3. Will Hagerup 43.64 2010 |
| 4. Monte Robbins52.3
at Michigan State, Oct. 10, 1987 | 4. Monte Robbins 43.63 1984 |
| 5. Monte Robbins52.0
Washington, Sept. 15, 1984 | 5. Monte Robbins 43.62 1986 |

Season (Min. 30 punts)

- | |
|-----------------------------|
| 1. Will Hagerup 45.03 2012 |
| 2. Zoltan Mesko 44.46 2009 |
| 3. Will Hagerup 43.64 2010 |
| 4. Monte Robbins 43.63 1984 |
| 5. Monte Robbins 43.62 1986 |
| 6. Monte Robbins 43.51 1987 |
| 7. Don Bracken 43.34 1981 |
| 8. Kenny Allen 43.33 2016 |
| 9. Adam Finley 43.00 2004 |
| 10. Zoltan Mesko 42.95 2008 |
| 11. Will Hagerup 42.91 2014 |
| 12. Don Bracken 42.67 1980 |
| 13. Adam Finley 42.20 2002 |
| 14. Zoltan Mesko 41.58 2006 |
| 15. Paul Staroba 41.48 1970 |

Career (Min. 75 punts)

- | |
|---------------------------------|
| 1. Monte Robbins 42.8 1984-87 |
| 2. Zoltan Mesko 42.5 2006-09 |
| 3. Will Hagerup 42.1 2010-14 |
| 4. Adam Finley 41.9 2001-04 |
| 5. Don Bracken 40.8 1980-83 |
| 6. Chris Stapleton 40.3 1989-93 |
| 7. Matt Wile 40.2 2011-14 |
| 8. Hayden Epstein 39.9 1998-01 |
| 9. John Anderson 39.5 1974-77 |
| 10. Barry Dotzauer 39.2 1971-73 |

MICHIGAN FOOTBALL FIELD GOALS



Mike Gillette



Bob Bergeron



Remy Hamilton

Highest Field Goal Percentage

Season (Min. 10 attempts)		
1. J.D. Carlson	92.9 (14)	1989
2. K.C. Lopata	91.7 (12)	2007
3. Brendan Gibbons	88.9 (18)	2012
4. Bob Bergeron	88.2 (17)	1983
5. Garrett Rivas	85.0 (20)	2006
6. Remy Hamilton	83.3 (30)	1994
7. Kenny Allen	82.6 (23)	2016
8. Kenny Allen	81.8 (22)	2015
9. Bob Bergeron	81.3 (16)	1984
10. Ali Haji-Sheikh	80.0 (15)	1982
Mike Gillette	80.0 (15)	1987
12. Garrett Rivas	79.2 (24)	2004
Quinn Nordin	79.2 (24)	2017
14. Jeff Del Verne	78.6 (14)	1999
15. Jay Feely	77.3 (22)	1998

Career (Min. 15 attempts)

1. Bob Bergeron	82.9 (35)	1981-84
2. Kenny Allen	82.2 (45)	2012-16
Quinn Nordin	79.2 (24)	2017
3. Garrett Rivas	78.0 (82)	2003-06
4. K.C. Lopata	77.8 (27)	2007-08
5. Jay Feely	76.9 (26)	1995-98
6. Remy Hamilton	76.8 (82)	1993-96
7. Jeff Del Verne	75.0 (20)	1999-00
8. Brendan Gibbons	75.0 (60)	2010-13
10. Mike Gillette	70.4 (81)	1985-88
11. Bob Wood	69.2 (26)	1975-76
12. Matt Wile	69.0 (29)	2011-14
13. J.D. Carlson	68.4 (57)	1989-91
14. Kraig Baker	68.2 (22)	1994-98
15. Pat Moons	66.7 (18)	1985-86

Consecutive F.G. Made

16. Brendan Gibbons	2012-13
15. Kenny Allen	2016
14. Remy Hamilton	1996

40-Yard-Plus Field Goals

Season	
1. Ali Haji-Sheikh	7 1982
2. Jay Feely	6 1998
Quinn Nordin	6 2017
4. Remy Hamilton	5 1996
J.D. Carlson	5 1989
Brendan Gibbons	5 2013
Matt Wile	5 2014
8. Mike Gillette	4 1987
Mike Gillette	4 1988
Bob Bergeron	4 1983
Bob Bergeron	4 1984
Hayden Epstein	4 2001
Garrett Rivas	4 2004
Jason Olesnavage	4 2009

Career

1. Mike Gillette	13 1985-88
Garrett Rivas	13 2003-06
3. J.D. Carlson	11 1989-91
Ali Haji-Sheikh	11 1979-82
5. Remy Hamilton	10 1993-96
Brendan Gibbons	10 2010-13
7. Bob Bergeron	8 1981-84
Hayden Epstein	8 1998-01
Matt Wile	8 2011-14
10. Jay Feely	7 1995-98

50-Yard Field Goals

Career	
1. Hayden Epstein	4 1998-01
2. Bob Bergeron	3 1987-84
3. Mike Gillette	2 1985-88
J.D. Carlson	2 1989-91
Mike Lantry	2 1972-74
Jay Feely	2 1995-98
Quinn Nordin	2 2017

Most Field Goals Scored

Game	
1. Mike Gillette	5
Minnesota, Nov. 5, 1988	
J.D. Carlson	5
Illinois, Nov. 10, 1990	
K.C. Lopata	5
at Minnesota, Nov. 8, 2008	
Quinn Nordin	5
vs. Air Force, Sept. 16, 2017	
5. J.D. Carlson	4
at UCLA, Sept. 23, 1989	
Bob Bergeron	4
Illinois, Oct. 27, 1984	
Bob Wood	4
Stanford, Sept. 20, 1975	
Remy Hamilton	4
at Notre Dame, Sept. 10, 1994	
Remy Hamilton	4
Michigan State, Oct. 8, 1994	
Remy Hamilton	4
at Illinois, Oct. 22, 1994	
Jeff Del Verne	4
Notre Dame, Sept. 4, 1999	
Garrett Rivas	4
at Notre Dame, Sept. 11, 2004	
Brendan Gibbons	4
at Penn State, Oct. 12, 2013	

Quinn Nordin4
vs. Florida, Sept. 2, 2017

Quinn Nordin4
vs. South Carolina, Jan. 1, 2018

Season

1. Remy Hamilton	25 1994
2. Remy Hamilton	19 1995
Garrett Rivas	19 2004
Garrett Rivas	19 2005
Kenny Allen	19 2016
Quinn Nordin	19 2017
7. Remy Hamilton	18 1996
Mike Gillette	18 1988
Kenny Allen	18 2015
10. Jay Feely	17 1998
Garrett Rivas	17 2006
12. Mike Gillette	16 1985
J.D. Carlson	16 1990
Brendan Gibbons	16 2012
15. Bob Bergeron	15 1983
Brendan Gibbons	15 2013
Matt Wile	15 2014

Career

1. Garrett Rivas	64 2003-06
2. Remy Hamilton	63 1993-96
3. Mike Gillette	57 1985-88
4. Brendan Gibbons	45 2010-13
5. J.D. Carlson	39 1989-91
6. Kenny Allen	37 2012-16
7. Ali Haji-Sheikh	31 1979-82
8. Bob Bergeron	29 1981-84
9. Hayden Epstein	26 1998-01
10. Mike Lantry	21 1972-74
K.C. Lopata	21 2007-08
12. Jay Feely	20 1995-98
Matt Wile	20 2011-14
14. Quinn Nordin	19 2017
15. Bob Wood	18 1975-76

Most Field Goals Attempted

Game	
1. Brendan Gibbons	7
at Penn State, Oct. 12, 2013	
2. Tim Killian	5
Ohio State, Nov. 22, 1969	
Bob Wood	5
Stanford, Sept. 20, 1975	
Bob Bergeron	5
Illinois, Oct. 27, 1984	
Mike Gillette	5
Miami (Fla.), Sept. 17, 1988	
Mike Gillette	5
Minnesota, Nov. 5, 1988	
J.D. Carlson	5
Illinois, Nov. 10, 1990	
Remy Hamilton	5
at Notre Dame, Sept. 10, 1994	
Remy Hamilton	5
at Illinois, Oct. 22, 1994	
Jeff Del Verne	5
Notre Dame, Sept. 4, 1999	
Garrett Rivas	5
at Purdue, Oct. 23, 2004	
K.C. Lopata	5
at Minnesota, Nov. 8, 2008	
Quinn Nordin	5
Air Force, Sept. 16, 2017	

Season	
1. Remy Hamilton	30 1994
2. Mike Gillette	27 1988
Remy Hamilton	27 1995
4. J.D. Carlson	26 1990
Garrett Rivas	26 2005
6. Remy Hamilton	24 1996
Garrett Rivas	24 2004
Quinn Nordin	24 2017
9. Mike Gillette	23 1985
Kenny Allen	23 2016
11. Kenny Allen	22 2015
12. Jay Feely	21 1998
Matt Wile	21 2014
14. Mike Lantry	20 1974
Hayden Epstein	20 2001
Garrett Rivas	20 2006
Brendan Gibbons	20 2013

Career	
1. Remy Hamilton	82 1993-96
Garrett Rivas	82 2003-06
3. Mike Gillette	81 1985-88
4. Brendan Gibbons	60 2010-13
5. J.D. Carlson	57 1989-91
6. Ali Haji-Sheikh	52 1979-82
7. Mike Lantry	47 1972-74
8. Kenny Allen	45 2012-16
9. Hayden Epstein	42 1998-01
10. Bob Bergeron	35 1981-84
11. Matt Wile	29 2011-14
12. Dana Coin	27 1969-71
K.C. Lopata	27 2007-08
14. Bob Wood	26 1975-76
Peter Elezovic	26 1990-93
Jay Feely	26 1995-98
17. Tim Killian	25 1968-70
Gregg Willner	25 1977-78


MICHIGAN FOOTBALL KICK SCORING



ALI HAJI-SHEIKH



J.D. CARLSON



GARRETT RIVAS

Most Consecutive Point-After-Touchdown, Game

1. Ali-Haji Sheikh.....10
Illinois, Nov. 7, 1981

Most Consecutive Point After Touchdowns Career

1. Brendan Gibbons 141 2010-13
2. J.D. Carlson 126 1988-91
3. Kenny Allen 99 2012-16
4. Ali Haji-Sheikh 76 1979-82
5. Mike Gillette 66 1985-88
6. Dana Coin 55 1969-71

Highest PAT Conversion Percentage

- #### Season (Min. 25 attempts)
1. Dana Coin 100.0 (55) 1971
 - J.D. Carlson 100.0 (52) 1991
 - J.D. Carlson 100.0 (47) 1990
 - Brendan Gibbons 100.0 (45) 2012
 - Ali Haji-Sheikh 100.0 (41) 1982
 - Ali Haji-Sheikh 100.0 (35) 1981
 - Rick Sygar 100.0 (32) 1966
 - Hayden Epstein 100.0 (37) 2001
 - Matt Wile 100.0 (28) 2014
 - Mike Gillette 100.0 (26) 1986
 - Kenny Allen 100.0 (46) 2015
 - Kenny Allen 100.0 (53) 2016
 13. Brendan Gibbons 98.2 (53) 2011
 14. Garrett Rivas 98.0 (51) 2003
 15. Gregg Willner 97.9 (48) 1978
 16. Mike Lantry 97.7 (43) 1973

- #### Career (Min. 50 attempts)
1. Kenny Allen 100.0 (99) 2012-16
 2. Brendan Gibbons 98.7(158) 2010-13
 3. J.D. Carlson 98.6 (139) 1989-91
 4. Rick Sygar 98.1 (53) 1964-66
 5. Mike Gillette 97.7 (133) 1985-88
 6. Ali Haji-Sheikh 97.5 (120) 1979-82
 7. Dana Coin 97.2 (72) 1969-71
 8. Gregg Willner 96.9 (97) 1977-78
 9. Hayden Epstein 96.6 (88) 1998-01
 10. Peter Elezovic 95.8 (96) 1990-93

Most Point-After-Touchdowns Scored			
Game	Season	Career	
1. Ali-Haji Sheikh.....10 Illinois, Nov. 7, 1981	1. Dana Coin 55 1971	1. Garrett Rivas 162 2003-06	
2. Jim Brieske.....9 Pittsburgh, Oct. 11, 1947	55 1976	3. Brendan Gibbons 156 2010-13	
Dana Coin9	3. Brendan Gibbons 54 2011	2. J.D. Carlson 137 1989-91	
Iowa, Nov. 6, 1971	4. Kenny Allen 53 2016	4. Mike Gillette 130 1985-88	
Bob Wood9	5. Jim Brieske 52 1947	5. Ali Haji-Sheikh 117 1979-82	
Navy, Sept. 25, 1976	J.D. Carlson 52 1991	6. Mike Lantry 113 1972-74	
Gregg Willner.....9	Peter Elezovic 52 1992	7. Jim Brieske 107 1942-47	
Northwestern, Nov. 5, 1977	8. Garrett Rivas 50 2003	8. Kenny Allen 99 2012-16	
Mike Gillette.....9	9. Gregg Willner 47 1978	9. Gregg Willner 94 1977-78	
Illinois, Nov. 1, 1986	J.D. Carlson 47 1990	10. Peter Elezovic 92 1990-93	
Brendan Gibbons.....9	11. Kenny Allen 46 2015		
Indiana, Oct. 19, 2013			

Most Point-After-Touchdowns Attempted			
Season	Career		
1. Bob Wood 57 1976	1. Garrett Rivas 171 2003-06		
Jim Brieske 57 1947	2. Brendan Gibbons 158 2010-13		
3. Dana Coin 55 1971	3. J.D. Carlson 139 1989-91		
Peter Elezovic 55 1992	4. Mike Gillette 133 1985-88		
Brendan Gibbons 55 2011	5. Jim Brieske 120 1942-47		
6. Kenny Allen 53 2016	Mike Lantry 120 1972-74		
7. J.D. Carlson 52 1991	Ali Haji-Sheikh 120 1979-82		
8. Garrett Rivas 51 2003	8. Kenny Allen 99 2012-16		
9. Gregg Willner 48 1978	9. Gregg Willner 97 1977-78		
10. J.D. Carlson 47 1990	Remy Hamilton 97 1993-96		
11. Kenny Allen 46 2015	11. Peter Elezovic 96 1990-93		

Famous Michigan Field Goals (Since 1914)

Date	Qtr/Time	Opponent	Distance	Kicker	Result
Oct. 17, 1914	4th	at Michigan State	25	Splawn	Michigan wins, 3-0
Nov. 20, 1920	2nd	at Minnesota	30	Steketee	Michigan wins, 3-0
Oct. 29, 1921	2nd	at Illinois		Steketee	Michigan wins, 3-0
Oct. 21, 1922	1st	at Ohio State	11	Goebel	1st points scored in Ohio Stadium
Oct. 13, 1923	2nd	Vanderbilt	11	Blott	M wins 3-0, halts V and 21-g UB strk.
Oct. 24, 1925	2nd	at Illinois	15	Friedman	M wins 3-0 to avenge 1924 loss
Nov. 3, 1928	1st	Illinois	25	Gembis	1st Michigan field goal in 'M' Stadium
Nov. 17, 1928	N/A	Michigan State	21	Hughes	Michigan wins, 3-0
Nov. 19, 1932	2nd	at Minnesota	15	Newman	M wins 3-0 to become BT and Natl C.
Sept. 23, 1967	4th/0:11	Duke	27	Titas	Michigan wins, 10-7
Nov. 13, 1971	4th/0:26	at Purdue	25	Coin	Michigan wins, 20-17
Nov. 18, 1972	4th/1:00	Purdue	30	Lantry	Michigan wins, 9-6
Sept. 22, 1973	2nd/14:51	Stanford	50	Lantry	1st 50-yd FG in Michigan history
Sept. 20, 1975	4th/1:36	Stanford	42	Wood	Michigan ties, 19-19
Oct. 22, 1983	4th/0:08	Iowa	45	Bergeron	Michigan wins 16-13
Oct. 18, 1986	4th/0:00	Iowa	34	Gillette	M wins battle of unbeatens, 20-17
Sept. 23, 1989	4th/0:01	at UCLA	24	Carlson	Michigan wins, 24-23
Nov. 24, 1990	4th/0:00	at Ohio State	37	Carlson	M wins, 16-13 to tie for Big Ten title
Nov. 14, 1992	4th/0:16	Illinois	39	Elezovic	22-22 tie earns Rose Bowl berth
Sept. 10, 1994	4th/0:00	at Notre Dame	42	Hamilton	Michigan wins, 26-24
Aug. 31, 2002	4th/0:00	Washington	44	Brabbs	Michigan wins, 31-29
Oct. 10, 2003	4th/0:47	at Minnesota	33	Rivas	U-M scores 31 points in 4th to win 38-35
Oct. 1, 2005	OT	at Michigan State	35	Rivas	U-M wins 34-31 in overtime
Jan. 3, 2012	OT	vs. Virginia Tech	37	Gibbons	U-M wins Sugar Bowl 23-20 in overtime
Oct. 20, 2012	4th	Michigan State	38	Gibbons	U-M wins, 12-10
Sept. 21, 2013	4th	at Connecticut	21	Gibbons	U-M wins, 24-21
Nov. 16, 2013	4th	at Northwestern	44	Gibbons	U-M wins 27-19 in overtime (FG sent game to OT)



KICKOFF RETURNS

Most Returns

Game	Returns
1. Todd Howard vs. Tennessee (Citrus), Jan. 1, 2002	8
Dennis Norfleet vs. Alabama, Sept. 1, 2012	8
3. Martavious Odoms Illinois, Oct. 4, 2008	7
Darryl Stonum Indiana, Sept. 26, 2009	7
Martavious Odoms vs. Mississippi State (Gator), Jan. 1, 2011	7
6. Jeremy LeSueur Iowa, Oct. 26, 2002	6
Steve Breaston vs. Texas (Rose), Jan. 1, 2005	6
Darryl Stonum at Wisconsin, Nov. 14, 2009	6
Drew Dileo at Ohio State, Nov. 27, 2010	6
Dennis Norfleet Indiana, Oct. 19, 2013	6
Jourdan Lewis Ohio State, Nov. 28, 2015	6

Season	Player	Returns
1. Dennis Norfleet	40	2013
2. Darryl Stonum	39	2009
3. Dennis Norfleet	35	2012
4. Steve Breaston	28	2004
5. Ron Johnson	26	1967
Jeremy LeSueur	26	2002
7. Steve Breaston	23	2005
8. Todd Howard	22	2001
9. Steve Breaston	21	2006
10. Boubacar Cissoko	20	2008
Martavious Odoms	20	2008
Ambry Thomas	20	2017
13. Anthony Carter	19	1979
Seth Smith	19	1994
Martavious Odoms	19	2011
16. Mercury Hayes	18	1995
17. Desmond Howard	17	1990
18. Jamie Morris	16	1984
Mercury Hayes	16	1994
Justin Fargas	16	1998
Carlos Brown	16	2007

Career	Returns	Player
1. Dennis Norfleet	94	2012-14
2. Steve Breaston	81	2003-06
3. Anthony Carter	63	1979-82
4. Darryl Stonum	62	2008-10
5. Martavious Odoms	54	2008-11
6. Mercury Hayes	53	1992-95
7. Jamie Morris	52	1984-87
8. Desmond Howard	45	1989-91
9. Ron Johnson	40	1966-68
10. Jeremy LeSueur	35	2000-03
11. Tyrone Wheatley	31	1991-94
Anthony Thomas	31	1997-00
13. Clarence Williams	30	1995-98
14. Derrick Alexander	27	1989-93
Walter Cross	27	1998-00

Highest Average Yards Per Kickoff Return

Game (Min. 2 returns)

1. Gil Chapman at Illinois, Oct. 21, 1972	62.5
Seth Smith Wisconsin, Oct. 29, 1994	62.5
3. Tony Boles Purdue, Nov. 4, 1989	52.5
4. Anthony Carter at Notre Dame, Sept. 20, 1980	49.0
5. Grant Mason at Indiana, Oct. 2, 2004	45.3

Season (Min. 10 returns)

1. Dave Raimey	30.8	1961
2. Desmond Howard	29.6	1990
3. Anthony Carter	28.5	1980
4. Tony Boles	28.2	1989
5. Steve Breaston	28.1	2005
6. Derrick Alexander	27.8	1990
7. Desmond Howard	27.5	1991
8. Anthony Carter	27.1	1981
9. Seth Smith	26.0	1994
10. Anthony Carter	25.7	1982
Darryl Stonum	25.7	2009

Career (Min. 20 returns)

1. Desmond Howard	26.9	1989-91
2. Anthony Carter	26.3	1979-82
3. Tony Boles	25.6	1987-89
4. Darryl Stonum	24.8	2008-10
5. Gil Chapman	24.7	1972-74
6. Steve Breaston	24.6	2003-06
7. Dave Raimey	24.1	1960-62
8. Derrick Alexander	23.4	1989-93
Dennis Norfleet	23.4	2012-14
10. Anthony Thomas	23.2	1997-00

Most Yards Returned

Game	Yards
1. Steve Breaston vs. Texas (Rose), Jan. 1, 2005	221
2. Darryl Stonum Indiana, Sept. 26, 2009	218
3. Steve Breaston Minnesota, Oct. 8, 2005	186
4. Martavious Odoms Illinois, Oct. 4, 2008	183
5. Dennis Norfleet vs. Alabama, Sept. 1, 2012	177
6. Martavious Odoms vs. Mississippi State (Gator), Jan. 1, 2011	163
7. Darryl Stonum Purdue, Nov. 7, 2009	158
8. Steve Breaston vs. Nebraska (Alamo), Dec. 28, 2005	146
9. Grant Mason at Indiana, Oct. 2, 2004	136

Season	Player	Yards
1. Darryl Stonum	1,001	2009
2. Dennis Norfleet	938	2013
3. Dennis Norfleet	827	2012
4. Steve Breaston	689	2004
5. Steve Breaston	646	2005
6. Jeremy LeSueur	583	2002
7. Desmond Howard	504	1990
8. Ron Johnson	498	1967
9. Seth Smith	472	1994
10. Todd Howard	469	2001
11. Steve Breaston	467	2006
Boubacar Cissoko	467	2008
13. Martavious Odoms	461	2008
14. Dennis Norfleet	438	2014
15. Anthony Carter	427	1980
16. Anthony Carter	413	1979
17. Desmond Howard	412	1991

Career	Yards	Player
1. Dennis Norfleet	2,203	2012-14
2. Steve Breaston	1,993	2003-06
3. Anthony Carter	1,606	1979-82
4. Darryl Stonum	1,538	2008-10
5. Desmond Howard	1,211	1989-91
6. Martavious Odoms	1,174	2008-11
7. Jamie Morris	1,052	1984-87
8. Mercury Hayes	999	1992-95
9. Jeremy LeSueur	772	2000-03
10. Anthony Thomas	720	1997-99
11. Ron Johnson	687	1966-68
12. Tyrone Wheatley	673	1991-94
13. Gil Chapman	640	1972-74

Most Kickoffs Returned for Touchdown

Season

1. Desmond Howard	1	1990
Desmond Howard	1	1991
John Garrells	1	1906
Tom Harmon	1	1940
Chuck Ortmann	1	1949
Dennis Fitzgerald	1	1960
Dave Raimey	1	1961
Gil Chapman	1	1972
Tony Boles	1	1989
Tyrone Wheatley	1	1992
Seth Smith	1	1994
Steve Breaston	1	2005
Darryl Stonum	1	2009
Jehu Chesson	1	2015

Career

1. Desmond Howard	2	1989-91
-------------------	---	---------

Kickoff Returns for Touchdown (Since 1948)

Yards	Player	Opponent	Date
100	Seth Smith	Wisconsin	Oct. 29, 1994
99	Tyrone Wheatley	Houston	Sept. 26, 1992
99	Dennis Fitzgerald	at Michigan State	Oct. 1, 1960
96	Jehu Chesson	Northwestern	Oct. 10, 2015
95	Desmond Howard	Michigan State	Oct. 13, 1990
95	Steve Breaston	Minnesota	Oct. 8, 2005
94	Darryl Stonum	Notre Dame	Sept. 12, 2009
93	Desmond Howard	at Boston College	Sept. 7, 1991
90	Dave Raimey	Ohio State	Nov. 25, 1961
85	Tony Boles	Purdue	Nov. 4, 1989
73	Gil Chapman	at Illinois	Oct. 21, 1972



Anthony Carter



Steve Breaston

MICHIGAN FOOTBALL PUNT RETURNS

Most Returns

Game	Season
1. Steve Breaston 9 Wisconsin, Sept. 23, 2006	1. Steve Breaston 45 2003
2. Brian Carpenter..... 8 Notre Dame, Sept. 19, 1981	2. Donovan Peoples-Jones 40 2017
Julius Curry..... 8 Utah, Sept. 21, 2002	3. Charles Woodson 33 1997
4. Tom Kuzma..... 7 Iowa, Oct. 4, 1941	4. Tripp Welborne 32 1989
Gil Chapman..... 7 Tulane, Sept. 30, 1972	5. Evan Cooper 31 1983
Jim Smith..... 7 at Ohio State, Nov. 20, 1976	Tripp Welborne 31 1990
Anthony Carter..... 7 vs. UCLA, Dec. 31, 1981	7. Steve Breaston 29 2005
Evan Cooper..... 7 Northwestern, Oct. 15, 1983	Steve Breaston 29 2006
Julius Curry..... 7 Illinois, Sept. 29, 2001	9. Mike Jolly 28 1978
Marquise Walker..... 7 Purdue, Oct. 13, 2001	Julius Curry 28 2002
	Greg Mathews 28 2007
	12. Ronald Bellamy 27 2000
	13. Bruce Elliott 26 1971
	Jim Smith 26 1975
	Derrick Alexander 26 1992

Highest Average Yards Per Punt Return

Game (Min. 2 returns)	Season (Min. 15 returns)
1. George Hoey..... 49.5 Navy, Oct. 5, 1968	1. Desmond Howard 15.7 1991
2. Darrell Harper..... 48.0 at Minnesota, Oct. 24, 1959	2. Terry Barr 14.8 1955
3. Terry Barr..... 47.0 Army, Oct. 8, 1955	Jabrill Peppers 14.8 2016
4. Gil Chapman..... 46.0 Oregon, Oct. 6, 1973	4. Tripp Welborne 14.7 1990
5. Barry Pierson..... 41.5 Missouri, Oct. 1, 1969	5. Derrick Alexander 14.3 1992
	6. Anthony Carter 14.2 1982
	7. Barry Pierson 14.0 1969
	8. Gene Derricotte 13.9 1946
	9. Steve Breaston 13.8 2003
	10. Anthony Carter 13.3 1979
	11. Jim Smith 12.5 1976
	12. Steve Breaston 12.3 2005

Most Yards Returned

Game	Season	Career
1. George Hoey..... 140 at Minnesota, Oct. 28, 1967	1. Steve Breaston 619 2003	1. Steve Breaston 1,599 2003-06
2. Marquise Walker..... 127 Purdue, Oct. 13, 2001	2. Tripp Welborne 455 1990	2. Anthony Carter 904 1979-82
3. Tripp Welborne..... 117 at Indiana, Oct. 27, 1990	3. Gene Derricotte 396 1947	3. Tripp Welborne 773 1987-90
4. Steve Breaston..... 116 Wisconsin, Sept. 23, 2006	4. Derrick Alexander 371 1992	4. Gene Derricotte 751 1944-48
5. Steve Breaston..... 112 Northwestern, Nov. 13, 2004	5. Steve Breaston 356 2005	5. George Hoey 537 1967-68
	6. Evan Cooper 344 1983	6. Derrick Alexander 534 1989-93
	7. Steve Breaston 332 2006	7. Dave Brown 531 1972-74
	8. Donovan Peoples-Jones 320 2017	8. Jim Smith 523 1973-76
	9. Jim Smith 313 1976	9. Julius Curry 522 1999-2002
	10. Jabrill Peppers 310 2016	10. Wally Teninga 504 1945-49
		Jabrill Peppers 504 2014-16

Most Punts Returned for Touchdown

Season	Career
1. Gene Derricotte 3 1947	1. Gene Derricotte 4 1944-48
2. Rick Sygar 2 1966	Derrick Alexander 4 1989-93
Dwayne Ware 2 1990	Steve Breaston 4 2003-04
Derrick Alexander 2 1992	4. Dave Brown 3 1972-74
Derrick Alexander 2 1993	Rick Sygar 2 1964-66
Steve Breaston 2 2003	Gil Chapman 2 1972-74
	Anthony Carter 2 1979-82
	Dwayne Ware 2 1989-92
	Amani Toomer 2 1992-95

Career (Min. 30 returns)

1. George Hoey 17.3 1967-68
2. Gene Derricotte 13.7 1944-48
3. Jabrill Peppers 13.3 2014-16
4. Derrick Alexander 12.7 1989-93
5. Steve Breaston 12.6 2003-06
6. Wally Teninga 11.7 1945-49
7. Tripp Welborne 11.5 1987-90
8. Rick Sygar 11.3 1964-66
9. Anthony Carter 11.2 1979-82
10. Dave Brown 11.1 1972-74
11. Julius Curry 11.0 1999-2002

Punt Returns for Touchdown (Since 1948)

Yards	Player	Opponent	Date	Yards	Player	Opponent	Date
93	Desmond Howard	Ohio State	Nov. 23, 1991	64	Dick Sygar	Illinois	Nov. 5, 1966
88	David Brown	Colorado	Sept. 21, 1974	60	George Hoey	at Illinois	Nov. 11, 1967
84	Gilvanni Johnson	at Minnesota	Nov. 16, 1985	57	Rick Sygar	Minnesota	Oct. 22, 1966
83	Darrell Harper	at Minnesota	Oct. 24, 1959	56	Amani Toomer	at Indiana	Oct. 21, 1995
83	Gil Chapman	Oregon	Oct. 6, 1973	54	Dave Raimey	at Illinois	Nov. 11, 1961
83	David Brown	Navy	Oct. 7, 1972	54	Jabrill Peppers	Colorado	Sept. 17, 2016
83	Steve Breaston	at Indiana	Nov. 11, 2006	53	David Brown	at Michigan State	Oct. 13, 1973
82	Terry Barr	Army	Oct. 8, 1955	51	Barry Pierson	Wisconsin	Nov. 1, 1969
80	Derrick Alexander	Michigan State	Oct. 10, 1992	49	Gil Chapman	Tulane	Sept. 30, 1972
79	Derrick Alexander	North Carolina State	Jan. 1, 1994	48	Derrick Alexander	at Penn State	Oct. 16, 1993
79	Donovan Peoples-Jones	Air Force	Sept. 16, 2017	43	Marlin Jackson	at Wisconsin	Nov. 17, 2001
78	Anthony Carter	Northwestern	Sept. 8, 1979	41	Marquise Walker	Indiana	Oct. 14, 2000
78	Charles Woodson	Ohio State	Nov. 22, 1997	31	Marty Huff	Vanderbilt	Sept. 20, 1969
76	Leon Hall	at Indiana	Oct. 2, 2004	28	Anthony Williams	at Illinois	Sept. 2, 1995
75	Lowell Perry	Minnesota	Oct. 27, 1951	26	Ron Kramer	Michigan State	Nov. 13, 1954
74	Steve Breaston	Illinois	Oct. 18, 2003	23	Harry Allis	Northwestern	Nov. 18, 1950
73	Martavious Odoms	at Purdue	Nov. 1, 2008	17	Dwayne Ware	at Purdue	Nov. 3, 1990
72	Amani Toomer	at Illinois	Oct. 22, 1994	10	Dave Elliott	Virginia	Sept. 18, 1971
72	Anthony Carter	at Notre Dame	Sept. 18, 1982	7	Dwayne Ware	Iowa	Oct. 20, 1990
70	Derrick Alexander	at Indiana	Oct. 17, 1992	6	Grant Perry	Colorado	Sept. 17, 2016
69	Steve Breaston	Indiana	Sept. 27, 2003	2	Brandon Graham	Delaware State	Oct. 17, 2009
67	Tom Hendricks	Michigan State	Nov. 13, 1954	1	Edward Hood	at Michigan State	Oct. 12, 1985
67	Steve Breaston	Northwestern	Nov. 13, 2004	0	Anton Momsen	at Ohio State	Nov. 25, 1950
65	Jim Pace	Iowa	Nov. 2, 1957	0	Roy Manning	at Iowa	Oct. 27, 2000


MICHIGAN FOOTBALL TACKLES



Calvin O'Neal



Mike Boren



Ron Simpkins

Most Double Digit Tackle Games

Season (since 1965)

1. Ron Simpkins	10	1977
2. Ron Simpkins	9	1978
Mike Boren	9	1981
4. Tom Kee	8	1972
Calvin O'Neal	8	1976
Steve Morrison	8	1994
7. Calvin O'Neal	7	1975
Paul Girgash	7	1981
Sam Sword	7	1998
Jake Ryan	7	2014
11. Dennis Morgan	6	1967
Mike Taylor	6	1971
Dave Devich	6	1975
Curtis Greer	6	1979
Ron Simpkins	6	1979
Andy Cannavino	6	1979
Andy Cannavino	6	1980
Mike Boren	6	1982
Andy Moeller	6	1986
Jarrett Irons	6	1995
Jordan Kovacs	6	2010

Career (since 1970)

1. Ron Simpkins	25	1976-79
2. Erick Anderson	19	1988-91
Jarrett Irons	19	1993-96
4. Mike Boren	17	1980-83
5. Calvin O'Neal	16	1974-76
Sam Sword	16	1995-98
7. Andy Cannavino	15	1977-80
Steve Morrison	15	1990-94
9. Paul Girgash	14	1979-82
Mike Mallory	14	1982-85
11. Andy Moeller	12	1983-86
12. Jordan Kovacs	11	2009-12
13. Tom Kee	10	1970-72
Jake Ryan	10	2011-14

Most Tackles

Game (since 1966)

1. Calvin O'Neal	24
at Purdue, Nov. 6, 1976	
2. Tom Stincic	23
at Ohio State, Nov. 23, 1968	
Steve Morrison	23
Illinois, Nov. 14, 1992	
4. Dennis Morgan	21
North Carolina, Oct. 1, 1966	
5. Frank Nunley	20
Northwestern, Nov. 12, 1966	
Ron Simpkins	20
Ohio State, Nov. 19, 1977	

Season (since 1966)

1. Ron Simpkins	174	1977
2. Mike Boren	171	1982
3. Ron Simpkins	168	1978
Andy Cannavino	168	1980
5. Paul Girgash	157	1982
6. Calvin O'Neal	153	1976
7. Mike Boren	152	1981
8. Calvin O'Neal	151	1975
Andy Cannavino	151	1979
10. Ron Simpkins	150	1979

Career (since 1966)

1. Ron Simpkins	516	1976-79
2. Jarrett Irons	440	1993-96
3. Erick Anderson	428	1988-91
4. Paul Girgash	414	1979-82
5. Mike Mallory	396	1982-85
6. Andy Cannavino	385	1977-80
7. Calvin O'Neal	378	1974-76
8. Sam Sword	377	1995-98
9. Mike Boren	369	1980-83
10. Steve Morrison	360	1990-94
11. Greg Morton	336	1974-76
12. Jordan Kovacs	334	2009-12
13. Andy Moeller	326	1983-86
14. Mike Taylor	316	1969-71
15. Curtis Greer	313	1976-79



Steve Morrison



Sam Sword



Erick Anderson



Jarrett Irons


MICHIGAN FOOTBALL TACKLES FOR LOSS



Larry Foote



Shawn Crable



Glen Steele



Victor Hobson

Most Tackles For Loss

Game (since 1978)

- Khaleke Hudson**..... 8 (46)
Minnesota, Nov. 4, 2017
- Larry Foote 7 (26)
at Iowa, Oct. 27, 2001
- Mark Messner 6 (26)
Northwestern, Oct. 31, 1987
- William Carr..... 6 (34)
Minnesota, Oct. 28, 1995
- Larry Foote 6 (15)
at Washington, Sept. 8, 2001
- Sam Sword 5 (15)
Minnesota, Nov. 1, 1997
- Shantee Orr 5 (28)
at Michigan State, Nov. 3, 2001
- Shawn Crable 5 (15)
at Northwestern, Sept. 29, 2007
- Brandon Graham..... 5 (42)
Ohio State, Nov. 21, 2009
- Obi Ezeh 4.5 (12)
Illinois, Oct. 4, 2008
- Curtis Greer 4 (21)
Kansas, Sept. 22, 1979
- Jeff Akers..... 4 (18)
at Iowa, Oct. 19, 1985
- Mike Hammerstein..... 4 (24)
Notre Dame, Sept. 14, 1985
- Mark Messner 4 (21)
Minnesota, Nov. 5, 1988
- Trent Zenkewicz 4 (24)
at Ohio State, Nov. 19, 1994
- Jason Horn..... 4 (25)
at Boston College, Sept. 16, 1995
- David Bowers..... 4 (21)
at Minnesota, Oct. 26, 1996
- Glen Steele 4 (15)
Colorado, Sept. 13, 1997
- Glen Steele 4 (15)
at Purdue, Nov. 9, 1996
- William Carr..... 4 (14)
Penn State, Nov. 16, 1996
- James Hall..... 4 (27)
vs. Arkansas, Jan. 1, 1999
- Eric Wilson 4 (15)
vs. Auburn, Jan. 1, 2001

- Ernest Shazor..... 4 (17)
Minnesota, Oct. 9, 2004
- LaMarr Woodley 4 (7)
vs. Texas (Rose Bowl), Jan. 1, 2005
- LaMarr Woodley 4 (12)
Penn State, Oct. 15, 2005
- Rondell Biggs..... 4 (12)
Vanderbilt, Sept. 2, 2006
- David Harris..... 4 (25)
at Ball State, Nov. 4, 2006
- Shawn Crable 4 (16)
Notre Dame, Sept. 15, 2007
- Brandon Graham..... 4 (28)
at Wisconsin, Nov. 14, 2009
- Jake Ryan 4 (36)
vs. Virginia Tech, Jan. 3, 2012
- Chase Winovich**..... 4 (26)
at Purdue, Sept. 23, 2017

Season (since 1978)

- Shawn Crable 28.5 2007
- Mark Messner 26 1988
- Larry Foote 26 2001
- Brandon Graham 26 2009
- Mike Hammerstein 23 1985
- Curtis Greer 23 1979
- William Carr 21 1995
- Mark Messner 20 1987
- Brandon Graham 20 2008
- Jason Horn 18 1995
- Chase Winovich 18 2017**
- Khaleke Hudson 17.5 2017**
- Victor Hobson 17 2002
- Mike McCray 17 2017**
- LaMarr Woodley 16.5 2006
- Henry Hill 16 1968
- Trent Zenkewicz 16 1994
- David Bowers 16 1996
- James Hall 16 1998
- LaMarr Woodley 16 2004
- LaMarr Woodley 16 2005
- David Harris 16 2006
- Jake Ryan 16 2012
- Jabrill Peppers 16 2016
- Ben Gedeon 15.5 2016

Career (since 1978)

- Mark Messner 70 1985-88
- Brandon Graham 56 2006-09
- LaMarr Woodley 52.5 2003-06
- Curtis Greer 48 1976-79
- Victor Hobson 47 1999-2002
- Jake Ryan 45.5 2011-14
- Glen Steele 45 1994-97
- Larry Foote 44 1998-2001
- Shawn Crable 43 2004-07
- James Hall 40 1996-99
- Jason Horn 39 1992-95
- William Carr 39 1993-96
- Sam Sword 39 1995-98
- Chris Hutchinson 38 1989-92
- Robert Thompson 38 1979-82
- Mike Hammerstein 37 1981-85
- Henry Hill 35 1968-70
- Frank Clark 35 2011-14
- Trent Zenkewicz 34 1992-95
- 20 Maurice Hurst 33.5 2014-17**
- Greg Morton 33 1974-76
- Dhani Jones 33 1996-99
- Chris Wormley 33 2013-16

- Taco Charlton 14.5 2013-16

Tackles For Loss Yards

Season (since 1978)

- LaMarr Woodley 131 2006
- Brandon Graham 127 2009
- Jason Horn 122 1995
- Mark Messner 120 1985
- Mike Hammerstein 112 1985
- Curtis Greer 107 1979
- Chris Hutchinson 103 1992
- James Hall 101 1998
- Mark Messner 100 1988
- Brandon Graham 97 2008
- Phil Seymour 91 1970
- Khaleke Hudson 91 2017**
- Larry Foote 90 2001
- David Bowers 89 1996
- Mike Evans 85 1989
- Shawn Crable 85 2007
- Mark Messner 84 1987

Career (since 1978)

- Mark Messner 376 1985-88
- LaMarr Woodley 286 2003-06
- Brandon Graham 281 2006-09
- Jason Horn 236 1992-95
- Curtis Greer 234 1976-79
- Chris Hutchinson 221 1989-92
- James Hall 221 1996-99
- Glen Steele 199 1994-97
- Robert Thompson 184 1979-82
- Mike Hammerstein 176 1981-85
- Trent Zenkewicz 170 1992-95
- Ron Simpkins 168 1976-79
- Jake Ryan 168 2011-14
- Shawn Crable 153 2004-07
- Larry Foote 150 1998-01

MICHIGAN FOOTBALL SACKS



Mark Messner holds nearly all of Michigan's records for sacks and tackles for loss.

Most Sacks

Game (since 1978)	
1. Mark Messner.....	5 (25)
Northwestern, Oct. 31, 1987	
2. Brandon Graham.....	3.5 (23)
Notre Dame, Sept. 15, 2007	
3. Robert Thompson.....	3 (21)
UCLA, Sept. 25, 1982	
Mike Hammerstein.....	3 (23)
Wisconsin, Sept. 22, 1984	
Mike Hammerstein.....	3 (22)
Notre Dame, Sept. 14, 1985	
Bobby Abrams.....	3 (20)
Maryland, Sept. 30, 1989	
Chris Hutchinson.....	3 (26)
Maryland, Sept. 29, 1990	
Brian Townsend.....	3 (21)
Indiana, Oct. 19, 1991	
Chris Hutchinson.....	3 (31)
at Indiana, Oct. 17, 1992	
Jason Horn.....	3 (22)
at Boston College, Sept. 16, 1995	
William Carr.....	3 (23)
Minnesota, Oct. 28, 1995	
David Bowens.....	3 (24)
Illinois, Aug. 31, 1996	
David Bowens.....	3 (20)
at Minnesota, Oct. 26, 1996	
Dan Rumishek.....	3 (23)
at Penn State, Oct. 6, 2001	
Larry Foote.....	3 (16)
at Iowa, Oct. 27, 2001	
Shantee Orr.....	3 (21)
at Michigan State, Nov. 3, 2001	
Shawn Crable.....	3 (10)
Notre Dame, Sept. 15, 2007	
Brandon Graham.....	3 (13)
Wisconsin, Sept. 27, 2008	
Brandon Graham.....	3 (22)
Michigan State, Oct. 25, 2008	
Chase Winovich.....	3 (24)
at Purdue, Sept. 23, 2017	
Khaleke Hudson.....	3 (34)
Minnesota, Nov. 4, 2017	

Season (since 1980)

1. David Bowens	12	1996
LaMarr Woodley	12	2006
3. Mark Messner	11	1985
Chris Hutchinson	11	1992
Jason Horn	11	1995
James Hall	11	1998
7. Brandon Graham	10.5	2009
8. Mark Messner	10	1987
Brandon Graham	10	2008
10. Taco Charlton	9.5	2016
11. Robert Thompson	9	1980
Robert Thompson	9	1982
Mike Hammerstein	9	1985
14. Brandon Graham	8.5	2007
15. Mark Messner	8	1988
Mike Evans	8	1990
Martin Davis	8	1990
Sylvester Stanley	8	1993
Glen Steele	8	1995
Chase Winovich	8	2017
Khaleke Hudson	8	2017

Career (since 1980)

1. Mark Messner	36	1985-88
2. Brandon Graham	29.5	2006-09
3. James Hall	25	1996-99
4. Chris Hutchinson	24	1989-92
Jason Horn	24	1992-95
Glen Steele	24	1995-97
LaMarr Woodley	24	2003-06
8. Tim Jamison	20	2005-08
9. Robert Thompson	19	1979-82
Taco Charlton	19	2013-16
11. Chris Wormley	18	2013-16
12. Mike Hammerstein	17	1981-85
Mike Evans	17	1988-91
14. Trent Zenkewicz	16	1992-95
David Bowens	16	1995-96
Shawn Crable	16	2004-07
16. Sylvester Stanley	15	1989-93

Most Sack Yardage

Season (since 1980)

1. LaMarr Woodley	119	2006
2. Chris Hutchinson	99	1992
3. Brandon Graham	98	2009
4. Jason Horn	96	1995
5. Mark Messner	92	1985
6. James Hall	89	1998
7. Mike Evans	85	1989
8. David Bowens	79	1996
9. Matt Dyson	72	1992
10. Robert Thompson	66	1982
11. Mark Messner	65	1987
12. Mark Messner	64	1986
Brandon Graham	64	2008
Khaleke Hudson	64	2017
15. Sylvester Stanley	58	1993

Career (since 1980)

1. Mark Messner	273	1985-88
2. LaMarr Woodley	224	2003-06
3. Brandon Graham	222	2006-09
4. James Hall	189	1996-99
5. Chris Hutchinson	188	1989-92
6. Jason Horn	184	1992-95
7. Glen Steele	145	1995-97
8. Mike Evans	138	1988-91
9. Robert Thompson	129	1979-82
10. Chris Wormley	123	2013-16
Taco Charlton	123	2013-16
12. David Bowens	117	1995-96
13. Matt Dyson	114	1991-94
Trent Zenkewicz	114	1992-95
15. Ryan Van Bergen	103	2008-11
Shawn Crable	102	2004-07
17. Mike Hammerstein	98	1981-85
18. Sylvester Stanley	96	1989-93

MICHIGAN FOOTBALL FUMBLES FORCED

Most Fumbles Forced

Game	
1. Jerry Hartman.....	3
Indiana, Oct. 21, 1967	
2. Chuck Winters.....	2
Penn State, Nov. 18, 1995	
Garland Rivers.....	2
Wisconsin, Sept. 22, 1984.....	2
Carlton Rose.....	2
Purdue, Nov. 13, 1982	
Calvin O'Neal.....	2
Michigan State, Oct. 11, 1975	
Mike Taylor.....	2
Virginia, Sept. 18, 1971	
Norman Heuer.....	2
Western Michigan, Sept. 7, 2002	
Jake Ryan.....	2
Indiana, Nov. 1, 2014	

Season		
1. Mike Taylor	4	1971
LaMarr Woodley	4	2006
Shawn Crable	4	2007
Jake Ryan	4	2012
5. Chuck Winters	3	1995
Henry Hill	3	1968
Tom Seabron	3	1977
LaMarr Woodley	3	2005
James Whitley	3	1999
Julius Curry	3	2000
Ian Gold	3	1999
Dave Elliot	3	1974
Victor Hobson	3	2000
Josh Williams	3	1999
Pete Newell	3	1969
Norman Heuer	3	2002
Roy Manning	3	2004
LaMarr Woodley	3	2004
Jerry Hartman	3	1967
Carlton Rose	3	1982
Brandon Graham	3	2007

Career

1. LaMarr Woodley	10	2003-06
2. Brandon Graham	7	2006-09
Jake Ryan	7	2011-14
4. Henry Hill	6	1968-70
Mike Taylor	6	1969-71
Shawn Crable	6	2004-07
Jordan Kovacs	6	2009-11
8. Ernest Shazor	5	2002-04
Marlin Jackson	5	2001-04
10. Tom Seabron	4	1975-78
Jason Horn	4	1992-95
Dave Elliot	4	1971-74
Victor Hobson	4	1999-02
Jarrett Irons	4	1993-96
Mark Messner	4	1985-88
Carlton Rose	4	1980-83
Calvin O'Neal	4	1974-76
Josh Williams	4	1996-99
Cato June	4	1999-02
Pierre Woods	4	2002-05
Chuck Winters	4	1993-96
Jerry Hartman	4	1966-68
Julius Curry	4	1999-02
Stevie Brown	4	2006-09
Thomas Gordon	4	2010-13




LaMarr Woodley

MICHIGAN FOOTBALL

FUMBLE RECOVERIES

Most Fumble Recoveries


Game	Season	Career
1. Clarence Thompson.....2	1. Ron Simpkins 5 1977	1. Ron Simpkins 7 1976-79
Colorado, Sept. 24, 1994	2. Butch Carpenter 4 1969	Mike Hammerstein 7 1981-85
John Milligan.....2	Keith Bostic 4 1982	Dominic Tedesco 7 1975-77
Wisconsin, Oct. 3, 1987	Michael Keller 4 1971	4. Keith Bostic 6 1979-82
Kevin Brooks.....2	Dominic Tedesco 4 1977	Butch Carpenter 6 1969-71
vs. BYU (Holiday), Dec. 21, 1984	Walt Williamson 4 1973	Brian Townsend 6 1988-91
Cedric Coles.....2	LaMarr Woodley 4 2006	7. Glen Steele 5 1994-97
Minnesota, Oct. 18, 1980	Thomas Gordon 4 2011	Mark Messner 5 1985-88
Michael Harden.....2	9. Clarence Thompson 3 1994	James Grant 5 1986-89
California, Sept. 29, 1979	Brian Townsend 3 1991	Don Dufek 5 1973-75
Dominic Tedesco.....2	Dennis Morgan 3 1967	Leon Hall 5 2003-06
Michigan State, Oct. 8, 1977	Dominic Tedesco 3 1976	LaMarr Woodley 5 2003-06
Dominic Tedesco.....2	Erick Anderson 3 1991	13. T.J. Osman 4 1987-90
Texas A&M, Oct. 1, 1977	Carlton Rose 3 1983	Mike Mallory 4 1982-85
Richard Koschalk.....2	Don Dufek 3 1975	John Anderson 4 1975-77
Baylor, Sept. 27, 1975	Michael Harden 3 1979	Frederick Grambau 4 1969-72
Butch Carpenter.....2	Norman Heuer 3 2000	Michael Keller 4 1969-71
Purdue, Oct. 11, 1969	Alan Branch 3 2006	Cecil Pryor 4 1967-69
Frank Gusich.....2	Ryan Van Bergen 3 2011	Jarrett Irons 4 1993-96
Michigan State, Oct. 18, 1969	20. Julius Curry 2 2002	John Milligan 4 1987-90
Michael Keller.....2	Randy Logan 2 1972	Robert Thompson 4 1979-82
Minnesota, Oct. 23, 1971	Frank Gusich 2 1969	Frank Gusich 4 1969-71
Frederick Grambau.....2	David Folkertsma 2 1986	Terrance Taylor 4 2005-08
Indiana, Nov. 4, 1972	Cato June 2 1999	Ryan Van Bergen 4 2008-11
Cecil Pryor.....2	Brandent Englemont 2 2005	Thomas Gordon 4 2010-13
Illinois, Nov. 9, 1968	Leon Hall 2 2006	Frank Clark 4 2011-14
Tom Stincic.....2	Donovan Warren 2 2007	
Duke, Sept. 23, 1967	Brandon Graham 2 2007	
Brandent Englemont.....2	Stevie Brown 2 2007	
Northern Illinois, Sept. 3, 2005	Brandon Harrison 2 2008	
Cam Gordon.....2	Terrance Taylor 2 2008	
at Purdue, Nov. 13, 2010	Jonas Mouton 2 2010	
Jake Ryan.....2	Cam Gordon 2 2010	
San Diego State, Sept. 24, 2011	Jake Ryan 2 2011	
	Courtney Avery 2 2011	
	Frank Clark 2 2013	
	Noah Furbush 2 2017	
	Chase Winovich 2 2017	
	Ambry Thomas 2 2017	



LaMarr Woodley scooped up an Irish fumble and returned it 54 yards for a touchdown at Notre Dame on Sept. 16, 2006.

Most Fumble Return Yards

Game	Season	Career
1. Leon Hall.....83	1. Leon Hall 83 2005	1. Courtney Avery 89 2010-13
at Northwestern, Oct. 29, 2005	Courtney Avery 83 2011	2. Leon Hall 82 2003-05
2. Courtney Avery.....83	3. Cam Gordon 58 2010	3. Cam Gordon 58 2010-13
Minnesota, Oct. 1, 2011	4. LaMarr Woodley 54 2006	4. LaMarr Woodley 54 2003-06
3. Cam Gordon.....58	5. Tommy Hendricks 33 1998	5. Tommy Hendricks 33 1996-98
at Purdue, Nov. 13, 2010	6. Brandon Herron 29 2011	6. Brandon Herron 29 2008-11
4. LaMarr Woodley.....54	7. Corwin Brown 24 1992	7. Corwin Brown 24 1989-92
at Notre Dame, Sept. 16, 2006	Frank Clark 24 2013	8. Frank Clark 24 2011-14
5. Tommy Hendricks.....33	9. Shawn Lazarus 23 2001	9. Shawn Lazarus 23 1999-01
at Ohio State, Nov. 21, 1998	Philip Brabbs 23 2002	Philip Brabbs 23 2000-02
6. Brandon Herron.....29		
Western Michigan, Sept. 3, 2011		
7. Corwin Brown.....24		
at Indiana, Oct. 17, 1992		
Frank Clark.....24		
at Penn State, Oct. 12, 2013		
8. Shawn Lazarus.....23		
at Penn State, Oct. 6, 2001		
Philip Brabbs.....23		
at Illinois, Sept. 28, 2002		



Leon Hall set a school record with his 83-yard fumble return for a touchdown at Northwestern on Oct. 29, 2005.

MICHIGAN FOOTBALL INTERCEPTIONS

Most Interceptions

Game	Season	Career
1. 10 times, last, Andy Moeller.....3 at Wisconsin, Oct. 4, 1986	1. Tom Curtis 10 1968	1. Tom Curtis 25 1967-69
	2. Chuck Lentz 9 1949	2. Charles Woodson 18 1995-97
	3. Tom Curtis 8 1969	3. Wally Teninga 13 1945-49
	Charles Woodson 8 1997	4. Gene Derricotte 12 1944-48
	5. Tom Curtis 7 1967	Brad Cochran 12 1982-85
	Barry Pierson 7 1969	Leon Hall 12 2003-06
	7. Don Lund 6 1944	6. Rick Volk 11 1964-66
	Gene Derricotte 6 1946	Thom Darden 11 1969-71
	Don Oldham 6 1951	Vada Murray 11 1988-90
	Jerry Zuver 6 1976	DeWayne Patmon 11 1997-00
	Tony Jackson 6 1981	10. Charlie Lentz 10 1948-49
	Ivan Hicks 6 1985	Mike Jolly 10 1976-79
	Ty Law 6 1993	Keith Bostic 10 1979-82
	Todd Howard 6 2000	Evan Cooper 10 1980-83
	Blake Countess 6 2013	Lance Dottin 10 1988-91



Tom Curtis ranks among the NCAA's all-time leaders with 25 career interceptions.

Most Return Yards

Game	Season	Career
1. Tom Harmon.....95 Iowa, Oct. 14, 1939	1. Tom Curtis 182 1968	1. Tom Curtis 431 1967-69
2. Brandon Herron.....94 Western Michigan, Sept. 3, 2011	2. Blake Countess 169 2013	2. Thom Darden 224 1969-71
3. Don Oldham.....92 Minnesota, Oct. 27, 1951	3. Thom Darden 163 1971	3. Dave Brown 202 1972-74
Ken Tureaud.....92 UCLA, Sept. 30, 1961	4. Tom Curtis 156 1969	4. Don Oldham 181 1950-52
Thom Darden.....92 UCLA, Sept. 25, 1971	5. Tony Jackson 121 1981	5. Bump Elliott 174 1946-47
6. Ernest Shazor.....88 Miami (Ohio), Sept. 4, 2004	6. Don Oldham 119 1951	6. Marcus Ray 169 1995-98
	Keith Bostic 119 1982	Blake Countess 169 2011-14
	8. Jerry Zuver 110 1976	8. Marty Huff 159 1968-70
	9. Tony Branoff 98 1953	9. Mike Rotunno 152 1954-56
	10. Brandon Herron 94 2011	10. Tom Harmon 146 1938-40

Most Interception Returns for Touchdown

Season	Career
1. Thom Darden 2 1971	1. Thom Darden 2 1969-71
	Lance Dottin 2 1988-91

Interception Returns for Touchdown (Since 1948)

Yards	Player	Opponent	Date
94.....	Brandon Herron	Western Michigan	Sept. 3, 2011
92.....	Ken Tureaud	UCLA	Sept. 30, 1961
92.....	Thom Darden	UCLA	Sept. 25, 1971
88.....	Ernest Shazor	Miami (Ohio)	Sept. 4, 2004
81.....	Mike Rotunno	Missouri	Sept. 24, 1955
72.....	Blake Countess	Minnesota	Oct. 5, 2013
68.....	David Brown	Minnesota	Oct. 28, 1972
63.....	Raymon Taylor	at Purdue	Oct. 6, 2012
62.....	Jerry Hartman	at Indiana	Oct. 19, 1968
60.....	Thom Darden	Indiana	Oct. 30, 1971
60.....	Jerry Zuver	Michigan State	Oct. 9, 1976
60.....	Jeremy LeSueur	Indiana	Sept. 27, 2003
56.....	Mike Shatusky	Georgia	Oct. 5, 1957
54.....	Keith Bostic	at Northwestern	Oct. 23, 1982
51.....	William Peterson	Eastern Michigan	Sept. 19, 1998
51.....	Channing Stribling	Hawaii	Sept. 3, 2016
50.....	Mike Jolly	Texas A&M	Oct. 1, 1977
50.....	Lance Dottin	at Boston College	Sept. 7, 1991
50.....	Dan Parks	at Northwestern	Nov. 2, 1968
50.....	Julius Curry	at Ohio State	Nov. 18, 2000
46.....	Ian Gold	vs. Arkansas	Jan. 1, 1999
44.....	Marty Huff	at Duke	Sept. 28, 1968
43.....	Clarence Thompson	North Carolina State	Jan. 1, 1994
43.....	Andre Weathers	Ohio State	Nov. 22, 1997
42.....	Gary Prahst	at Michigan State	Oct. 4, 1958
40.....	Bruce Elliott	at Illinois	Nov. 8, 1969
40.....	Tom Seabron	Northwestern	Oct. 18, 1975
40.....	Donovan Warren	at Iowa	Oct. 10, 2009
37.....	Jourdan Lewis	Northwestern	Oct. 10, 2015
36.....	Chuck Winters	Miami (Ohio)	Sept. 30, 1995
34.....	Bennie McRae	Duke	Nov. 4, 1961
34.....	Jacob Stewart	at Minnesota	Oct. 10, 2003
33.....	Gary Prahst	at Northwestern	Oct. 18, 1958
31.....	Prescott Burgess	at Notre Dame	Sept. 16, 2006
32.....	Harry Allis	Indiana	Nov. 11, 1950
32.....	Randy Logan	Tulane	Sept. 30, 1972
32.....	Anthony Jordan	Eastern Michigan	Sept. 19, 1998
30.....	Dominic Tedesco	at Purdue	Nov. 12, 1977
29.....	Calvin O'Neal	Navy	Sept. 25, 1976
28.....	Tyree Kinnel	Cincinnati	Sept. 9, 2017
27.....	Martin Davis	Maryland	Sept. 29, 1990
27.....	Garland Rivers	Wisconsin	Oct. 5, 1985
27.....	Delano Hill	Hawaii	Sept. 3, 2016
26.....	James Whitley	vs. Arkansas	Jan. 1, 1999
25.....	Grant Mason	Iowa	Sept. 25, 2004
25.....	John Thompson	Wisconsin	Sept. 27, 2008
24.....	Lavert Hill	Cincinnati	Sept. 9, 2017
23.....	John Henderson	Northwestern	Nov. 2, 1963
23.....	Dave Devich	Northwestern	Oct. 18, 1975
22.....	Lance Dottin	Wisconsin	Oct. 7, 1989
19.....	Marlin Jackson	at Notre Dame	Sept. 14, 2002



One of the highlights of Charles Woodson's 1997 Heisman Trophy season was this spectacular one-handed interception at Michigan State.

MICHIGAN FOOTBALL PASS BREAKUPS



Marlin Jackson



Marion Body



Charles Woodson




Ty Law

Most Passes Broken Up

Game	
1. Marlin Jackson	6
Washington, Aug. 31, 2002	
Jourdan Lewis	6
Michigan State, Oct. 17, 2015	
3. Thom Darden	5
Purdue, Oct. 11, 1969	
James Whitley	5
at Penn State, Nov. 13, 1999	
Jamar Adams	5
Penn State, Sept. 22, 2007	
6. Marion Body	4
vs. UCLA, Jan. 1, 1983	
Charles Woodson	4
vs. Washington State, Jan. 1, 1998	
Todd Howard	4
vs. Purdue, Oct. 2, 1999	
Todd Howard	4
at Purdue, Oct. 7, 2000	
Todd Howard	4
at Michigan State, Nov. 3, 2001	
Leon Hall	4
at Illinois, Oct. 16, 2004	
Raymon Taylor	4
Indiana, Oct. 19, 2013	
Jourdan Lewis	4
UNLV, Sept. 19, 2015	
Channing Stribling	4
Wisconsin, Oct. 1, 2016	

Season		
1. Jourdan Lewis	22	2015
2. Marlin Jackson	18	2002
Leon Hall	18	2006
4. Channing Stribling	17	2016
5. Charles Woodson	15	1996
6. Marion Body	14	1982
Alfie Burch	14	1993
Todd Howard	14	1999
9. Todd Howard	13	2000
Todd Howard	13	2001
Jamar Adams	13	2007
Jourdan Lewis	13	2016
13. Jeremy LeSueur	12	2003
Markus Curry	12	2003
15. Woodrow Hankins	11	1996
Donovan Warren	11	2009
Khaleke Hudson	11	2017
18. Thom Darden	10	1970
Marion Body	10	1980
Jerry Burgei	10	1982
Leon Hall	10	2004
Morgan Trent	10	2007
Jabrill Peppers	10	2015

Career		
1. Jourdan Lewis	45	2013-16
2. Leon Hall	43	2003-06
3. Todd Howard	41	1998-01
4. Marlin Jackson	34	2001-04
5. Charles Woodson	30	1995-97
6. James Whitley	28	1997-00
7. Jeremy LeSueur	27	2000-03
8. Marion Body	26	1979-82
9. Markus Curry	25	2001-04
10. Jarrett Irons	24	1993-96
Morgan Trent	24	2005-08
12. Thom Darden	23	1969-71
Donovan Warren	23	2007-09
14. Jamar Adams	22	2004-07
15. Channing Stribling	21	2013-16
16. Ty Law	19	1992-94
17. Dave Brown	18	1972-74
Dwight Hicks	18	1974-77
Larry Foote	18	1998-01
J.T. Floyd	18	2009-12
21. Brad Cochran	17	1983-85
Alfie Burch	17	1990-93
23. Mike Taylor	16	1969-71
Calvin O'Neal	16	1974-76
Mike Harden	16	1977-79
Raymon Taylor	16	2011-14



Leon Hall

MICHIGAN FOOTBALL SCORING

Most Points Scored


Game	Season	Career
1. Ron Johnson.....30	1. Desmond Howard 138 1991	1. Garrett Rivas 354 2003-06
Wisconsin, Nov. 16, 1968	2. Chris Perry 120 2003	2. Anthony Thomas 336 1997-00
2. Tom Harmon.....28	3. Tom Harmon 117 1940	2. Tyrone Wheatley 324 1991-94
at California, Sept. 28, 1940	4. Ron Johnson 116 1968	4. Mike Gillette 307 1985-88
3. Tom Harmon.....27	5. Anthony Thomas 114 2000	5. Brendan Gibbons 291 2010-13
Iowa, Oct. 14, 1939	6. Kenny Allen 110 2016	6. Remy Hamilton 280 1993-96
4. Garvie Craw.....24	7. Tom Harmon 102 1939	7. Mike Hart 262 2004-07
at Illinois, Nov. 8, 1969	Tyrone Wheatley 102 1992	8. J.D. Carlson 254 1988-91
Fritz Seyferth.....24	Anthony Thomas 102 1999	9. Denard Robinson 252 2009-12
Minnesota, Oct. 24, 1970	10. Remy Hamilton 101 1994	10. Anthony Carter 244 1979-82
Ed Shuttlesworth.....24	11. Mike Gillette 97 1988	11. Chris Perry 240 2000-03
Minnesota, Oct. 28, 1972	12. Denard Robinson 96 2011	12. Tom Harmon 237 1938-40
Rob Lytle.....24	Rob Lytle 96 1976	13. Braylon Edwards 236 2001-04
Indiana, Oct. 25, 1975	14. J.D. Carlson 95 1990	14. Desmond Howard 222 1989-91
Desmond Howard.....24	15. Garrett Rivas 94 2004	15. Ali Haji-Sheikh 210 1979-82
at Boston College, Sept. 7, 1991	16. Garrett Rivas 93 2006	Kenny Allen 210 2012-16
Derrick Alexander.....24	Brendan Gibbons 93 2011	17. Rick Leach 204 1975-78
Minnesota, Oct. 24, 1992	Brendan Gibbons 93 2012	18. Billy Taylor 194 1969-71
Chris Howard.....24	19. Quinn Nordin 92 2017	19. Steve Smith 188 1980-83
UCLA, Sept. 28, 1996	20. Remy Hamilton 91 1995	20. Fitzgerald Toussaint 180 2010-13
Anthony Thomas.....24	Jay Feely 91 1998	
at Hawaii, Nov. 28, 1998		
Chris Perry.....24		
vs. Florida, Jan. 1, 2003		
Chris Perry.....24		
Notre Dame, Sept. 13, 2003		
Jehu Chesson.....24		
at Indiana, Nov. 14, 2015		



Desmond Howard

Most Touchdowns Scored

Game	Season	Career
1. Ron Johnson.....5	1. Desmond Howard 23 1991	1. Anthony Thomas 56 1997-00
Wisconsin, Nov. 16, 1968	2. Chris Perry 20 2003	2. Tyrone Wheatley 54 1991-94
2. Tom Harmon.....4	3. Ron Johnson 19 1968	3. Mike Hart 43 2004-07
Iowa, Oct. 14, 1939	Anthony Thomas 19 2000	4. Denard Robinson 42 2009-12
Tom Harmon.....4	5. Tyrone Wheatley 17 1992	5. Chris Perry 41 2000-03
at California, Sept. 28, 1940	Anthony Thomas 17 1999	6. Anthony Carter 40 1979-82
Garvie Craw.....4	7. Tom Harmon 16 1940	7. Braylon Edwards 39 2001-04
at Illinois, Nov. 8, 1969	Rob Lytle 16 1976	8. Desmond Howard 37 1989-91
Fritz Seyferth.....4	Denard Robinson 16 2011	9. Rick Leach 34 1975-78
Minnesota, Oct. 24, 1970	10. Jamie Morris 15 1987	10. Tom Harmon 33 1938-40
Ed Shuttlesworth.....4	Anthony Thomas 15 1998	11. Billy Taylor 32 1969-71
Minnesota, Oct. 28, 1972	Braylon Edwards 15 2004	12. Steve Smith 31 1980-83
Rob Lytle.....4	13. Denard Robinson 14 2010	13. Fitzgerald Toussaint 30 2010-13
Indiana, Oct. 25, 1975	Tom Harmon 14 1939	14. Gordon Bell 29 1973-75
Desmond Howard.....4	Gordon Bell 14 1975	Rob Lytle 29 1973-76
at Boston College, Sept. 7, 1991	Anthony Carter 14 1980	Butch Woolfolk 29 1978-81
Derrick Alexander.....4	Derrick Alexander 14 1992	17. Jamie Morris 28 1984-87
Minnesota, Oct. 24, 1992	Tyrone Wheatley 14 1993	Devin Gardner 28 2010-14
Chris Howard.....4	Tyrone Wheatley 14 1994	19. Ron Johnson 27 1966-68
UCLA, Sept. 28, 1996	David Terrell 14 2000	Derrick Alexander 27 1989-93
Anthony Thomas.....4	Chris Perry 14 2002	
at Hawaii, Nov. 28, 1998	Mike Hart 14 2006	
Chris Perry.....4	Mike Hart 14 2007	
vs. Florida, Jan. 1, 2003		
Chris Perry.....4		
Notre Dame, Sept. 13, 2003		
Jehu Chesson.....4		
at Indiana, Nov. 14, 2015		



Tyrone Wheatley

Individual Touchdown Records (Passing not inc. -Includes Pre-Modern Era Games)

TD	Name	Game	Date	TD	Name	Season	Year	TD	Name	Career	Years
7	Al HerrNSTein	Michigan Agriculture	1902	26	Al HerrNSTein		1902	72	Willie Heston		1901-04
6	Al HerrNSTein	Beloit	1901	23	Desmond Howard		1991	56	Anthony Thomas		1997-00
6	Willie Heston	Kalamazoo	1904	21	Willie Heston		1904	54	Tyrone Wheatley		1991-93
6	Sam Davison	Kentucky	1908	20	Willie Heston		1901	43	Mike Hart		2004-07
5	Neil Snow	Stanford	1901	20	Chris Perry		2003	42	Denard Robinson		2009-12
5	Al HerrNSTein	Buffalo	1901	19	Neil Snow		1901	41	Chris Perry		2000-03
5	Al HerrNSTein	Ohio State	1902	19	Ron Johnson		1968	40	Anthony Carter		1979-82
5	Willie Heston	Beloit	1903	19	Anthony Thomas		2000	39	Al HerrNSTein		1898-02
5	Tom Hammond	Albion	1903	17	Tyrone Wheatley		1992	39	Braylon Edwards		2001-04
5	Herb Graver	Ohio State	1903	17	Anthony Thomas		1999	37	Desmond Howard		1989-91
5	Harry Hammond	Kalamazoo	1904	16	Denard Robinson		2011	35	John Curtis		1903-06
5	John Curtis	West Virginia	1904	16	Willie Heston		1903	34	Tom Hammond		1903-05
5	Fred Norcross	West Virginia	1904	16	Tom Harmon		1940	34	Rick Leach		1975-78
5	Paul Magoffin	Michigan Agriculture	1907	16	Rob Lytle		1976	33	Tom Harmon		1938-40
5	Archie Weston	Mt. Union	1917					32	Bill Taylor		1969-71
5	Ron Johnson	Wisconsin	1968					31	Steve Smith		1980-83
								30	John Maulbetsch		1914-16

MICHIGAN FOOTBALL

TEAM SINGLE GAME RECORDS

First Downs

Most First Downs

Michigan	
37 Northwestern.....	1978
35 Mississippi.....	1991
35 Indiana.....	2013
Both Teams	
64 Northwestern.....	2000
63 Indiana.....	2013
60 Indiana.....	2015
Opponents	
35 Indiana.....	2010
34 Illinois.....	1982
32 Indiana.....	2015

Fewest First Downs

Michigan	
0 Ohio State.....	1950
2 at Ohio State.....	1998
Both Teams	
3 Ohio State.....	1950
14 Pittsburgh.....	1941
Opponents	
1 Pittsburgh.....	1947
2 Rutgers.....	2016

Most by Rushing

Michigan	
29 Iowa.....	1969
29 Virginia.....	1971
Opponents	
24 Ohio State.....	1968

Fewest by Rushing

Michigan	
0 Ohio State.....	1950
0 Nebraska.....	2013
Opponents	
0 Pittsburgh.....	1947
0 Indiana.....	1949

Most by Passing

Michigan	
21 Ohio State.....	2013
20 Northwestern.....	2000
20 Indiana.....	2013
20 Indiana.....	2015
Opponents	
23 Northwestern.....	1982
22 Indiana.....	2010

Fewest by Passing

Michigan	
0 Many games LAST: Northwestern.....	1987
Opponents	
0 Many times LAST: Rutgers.....	2016

Most by Penalty

Michigan	
6 Wisconsin.....	1982
6 Michigan State.....	2011
Opponents	
6 Penn State.....	2015
5 Ohio State.....	1966

Rushing

Most Attempts

Michigan	
85 Minnesota.....	1971
83 Virginia.....	1971
Both Teams	
124 Michigan State.....	1969
123 UCLA.....	1972
Opponents	
79 Ohio State.....	1968

Fewest Attempts

Michigan	
15 vs. Kansas State.....	2013
21 at Michigan State.....	1999
23 Michigan State.....	1993
23 vs. Alabama.....	2000
Both Teams	
51 Western Michigan (shortened).....	2011
51 vs. Kansas State.....	2013
57 at Michigan State.....	1999
59 Oregon State.....	1986
59 Notre Dame.....	2011
Opponents	
16 Northwestern.....	1982
16 Oregon State.....	1986
16 Houston.....	1992

Most Net Yards

Michigan	
573 Northwestern.....	1975
531 Stanford.....	1976
Both Teams	
664 Northwestern.....	1975
647 Iowa.....	1969
Opponents	
424 Minnesota.....	2003
421 Ohio State.....	1968

Fewest Net Yards

Michigan	
-48 at Michigan State.....	2013
-46 Minnesota.....	1962
-38 Michigan State.....	1965
Both Teams	
43 Ohio State.....	1950
79 Minnesota.....	1962
Opponents	
-19 Oregon State.....	1986
-16 Michigan State.....	1942

Highest Average Yards per Rush

Michigan	
9.72 Appalachian State.....	2014
9.23 Iowa.....	1992
Opponents	
8.54 Ohio State.....	2013
7.02 Army.....	1945

Lowest Average Yards per Rush

Michigan	
-1.65 at Michigan State.....	2013
-1.24 Minnesota.....	1962
Opponents	
-1.19 Oregon State.....	1986

Most Touchdowns Rushing

Michigan	
9 Chicago.....	1939
9 at Rutgers.....	2016
8 Iowa.....	1971
8 Indiana.....	1975
8 Illinois.....	1986
Opponents	
7 Ohio State.....	1968

Passing

Most Attempted

Michigan	
56 at Ohio State.....	1998
55 at Oregon.....	2003
54 at Ohio State.....	2004
53 at Michigan State.....	1999
52 Virginia.....	1995
Both Teams	
93 Northwestern.....	1982
89 at Michigan State.....	1999
86 at Oregon.....	2003
84 at Ohio State.....	1998
Opponents	
71 Northwestern.....	1982
64 Oregon State.....	1986
64 Indiana.....	2010

Fewest Attempted

Michigan	
1 Illinois.....	1975
2 Michigan State.....	1955
Both Teams	
9 Michigan State.....	1955
10 Wisconsin.....	1943
10 Illinois.....	1944
Opponents	
1 Minnesota.....	1940
1 Army.....	1955

Most Completed

Michigan	
36 at Michigan State.....	1999
35 vs. Alabama.....	2000
34 at Minnesota.....	2003
33 at Indiana.....	2015
32 Ohio State.....	2013
Both Teams	
59 Northwestern.....	1982
58 Purdue.....	2000
57 at Michigan State.....	1999
54 Oregon State.....	1986
Opponents	
45 Northwestern.....	1982
45 Indiana.....	2010
39 Oregon State.....	1986

Fewest Completed

Michigan	
0 6 Times LAST: Ohio State.....	1976
Both Teams	
0 Illinois.....	1944
1 Ohio State.....	1944
1 Illinois.....	1950
Opponents	
0 9 games LAST: Ohio State.....	1973

Highest Completion Pct (Min 10 att)

Michigan	
90.9 Notre Dame.....	1991
85.7 Illinois.....	1986
85.7 Purdue.....	1993
Opponents	
87.5 Navy.....	1963

Lowest Completion Pct. (Min 10 att)

Michigan	
0.0 Illinois (0-11).....	1950
10.0 Oklahoma (1-10).....	1976
Opponents	
0.0 Michigan State (0-10).....	1972

Most Net Yards

Michigan	
503 Indiana.....	2013
451 Ohio State.....	2013
440 at Indiana.....	2015
419 Illinois.....	2010
Both Teams	
796 at Michigan State.....	1999
757 at Indiana.....	2010
748 Minnesota.....	1994
705 at Ohio State.....	1998
700 vs. USC (Rose).....	2006
Opponents	
480 Indiana.....	2010
436 Northwestern.....	1982
410 Indiana.....	2013
406 Tennessee.....	2002
400 at Michigan State.....	1999

Fewest Net Yards

Michigan	
0 6 Times LAST: at Ohio State.....	1976
Both Teams	
0 Illinois.....	1944
6 Illinois.....	1950
Opponents	
-1 Virginia.....	1971

Highest Avg. Yds per Comp. (Min 5)

Michigan	
36.3 Purdue.....	1975
31.5 Stanford.....	1947
Opponents	
28.6 Ohio State.....	1961

Lowest Avg. Yds per Comp. (Min 5)

Michigan	
4.8 Michigan State.....	1951
5.7 Michigan State.....	1962
Opponents	
3.9 South Carolina.....	1985

Highest Avg. Yards per Att. (Min 10)

Michigan	
18.9 Illinois.....	1986
18.3 Michigan State.....	1947
Opponents	
20.0 Ohio State.....	1961

Lowest Avg. Yards per Att. (Min 10)

Michigan	
0.0 Illinois.....	1950
0.7 Army.....	1949
Opponents	
-0.1 Virginia.....	1971

Most Touchdown Passes

Michigan	
6 at Indiana.....	2015
5 Cornell.....	1952
5 Minnesota.....	1989
5 Houston.....	1992
5 Illinois.....	2010

Both Teams

8 Florida State.....	1991
8 Illinois.....	2010
7 Notre Dame.....	2011
7 at Indiana.....	2015
Opponent	
4 Purdue.....	1962
4 Purdue.....	1989
4 Florida State.....	1991
4 USC (Rose).....	2006
4 South Carolina (Outback).....	2012
4 Indiana.....	2013

Total Offense

Most Plays

Michigan	
107 Minnesota.....	1968
96 Indiana.....	1968
94 Minnesota.....	2004
92 Illinois.....	2010
Both Teams	
183 Indiana.....	1968
180 Illinois.....	2010
174 Northwestern.....	1968
172 Penn State.....	2013
Opponents	
98 Indiana.....	2010
91 Maryland.....	1990
90 Michigan State.....	1968
90 Northwestern.....	2000
90 Air Force.....	2012

Fewest Plays

Michigan	
39 Western Michigan (shortened).....	2011
40 Ohio State.....	1955
Both Teams	
95 Western Michigan (shortened).....	2011
102 Illinois.....	1938
102 Iowa.....	1946
Opponents	
33 California.....	1940

Most Net Yards

Michigan	
751 Indiana.....	2013
727 Delaware State.....	2009
721 Bowling Green.....	2010
715 Mississippi.....	1991
676 Illinois.....	2010
Both Teams	
1,323 Indiana.....	2013
1,237 Illinois.....	2010
1,189 Northwestern.....	2000
1,142 Indiana.....	2010
1,139 Illinois.....	1981
1,129 Ohio State.....	2013
Opponents	
654 Northwestern.....	2000
624 Oregon.....	2007
568 Indiana.....	2010
561 Illinois.....	2010
558 Wisconsin.....	2010

Fewest Net Yards

Michigan	
6 Michigan State.....	1951
27 Ohio State.....	1950
Both Teams	
68 Ohio State.....	1950
285 Minnesota.....	1962
Opponents	
10 Michigan State.....	1942

Highest Average Yards per Play

Michigan	
10.18 Appalachian State.....	2014
9.05 Minnesota.....	1996
9.05 Indiana.....	2013
Opponents	
8.6 Ohio State.....	2013
8.4 Ohio State.....	1961

Lowest Average Yards per Play

Michigan	
0.12 Michigan State.....	1951
0.59 Ohio State.....	1950
Opponents	
0.71 Ohio State.....	1950

TEAM SINGLE GAME RECORDS

Punting

Most Punts

Michigan		
24	Ohio State.....	1950
14	Illinois.....	1950
Both Teams		
45	Ohio State.....	1950
26	Iowa.....	1941
Opponents		
21	Ohio State.....	1950
16	at Rutgers.....	2016
15	Chicago.....	1938

Fewest Punts

Michigan		
0	Western Michigan.....	1943
0	Northwestern.....	1978
0	Delaware State.....	2009
Both Teams		
3	Michigan State.....	1957
3	Ohio State.....	1959
3	Ohio State.....	1961
3	California.....	1980
3	Washington.....	1983
3	Indiana.....	1991
Opponents		
0	Michigan State.....	1962
0	Notre Dame.....	1986

Most Yards

Michigan		
723	Ohio State.....	1950
446	Illinois.....	1950
Opponents		
685	Ohio State.....	1950
603	at Rutgers.....	2016
486	Navy.....	1971

Fewest Yards

Michigan		
0	Western Michigan.....	1943
0	Northwestern.....	1978
0	Delaware State.....	2009
Opponents		
0	Michigan State.....	1962
0	Notre Dame.....	1986

Most Punts Blocked by

Michigan		
4	Ohio State.....	1950
2	Five games LAST: Minnesota.....	1993
Both Teams		
5	Ohio State.....	1950
Opponent		
2	Illinois.....	1952
2	Purdue.....	1989

Highest Net Yds Per Punt (Min 3 punts)

Michigan		
56.3	Northwestern.....	1981
53.3	Oregon State.....	1959
Opponents		
53.3	Indiana.....	1987

Lowest Net Yds Per Punt (Min 3 punts)

Michigan		
17.0	Pittsburgh.....	1947
20.3	Northwestern.....	1965
Opponents		
19.5	Purdue.....	1983

Punt Returns

Most Punts Returned

Michigan		
11	Pittsburgh.....	1947
10	Chicago.....	1938
Both Teams		
16	Illinois.....	1938
15	Chicago.....	1938
Opponents		
8	Michigan State.....	1938
8	Ohio State.....	1938

Most Yards Returned

Michigan		
196	Pittsburgh.....	1947
143	California.....	1940
Both Teams		
196	Pittsburgh.....	1947
181	Ohio State.....	1971
Opponents		
166	Ohio State.....	1971

Fewest Yards Returned

Michigan		
-14	Wisconsin.....	1980
-7	Washington.....	1969
Both Teams		
-10	Wisconsin.....	1980
-9	Illinois.....	1976
Opponents		
-9	Purdue.....	1995
-7	Minnesota.....	1971

Highest Avg. Yds Per Return (Min. 3 returns)

Michigan		
40.3	Minnesota.....	1959
35.0	Navy.....	1968
Opponents		
35.3	Michigan State.....	1995
33.2	Ohio State.....	1971

Lowest Avg. Yds Per Return (Min. 3 returns)

Michigan		
-1.0	Wisconsin.....	1968
-1.0	Purdue.....	1993
Opponents		
-1.7	Wisconsin.....	1974

Kickoff Returns

Most Kickoffs Returned

Michigan		
9	Ohio State.....	1968
8	Northwestern.....	1958
8	Ohio State.....	1961
8	Purdue.....	1962
8	Tennessee.....	2002
8	Alabama.....	2012
Both Teams		
14	Illinois.....	1986
14	Minnesota.....	1951
14	Texas (Rose).....	2004
Opponents		
11	Pittsburgh.....	1947
11	Illinois.....	1986

Fewest Kickoffs Returned

Michigan		
0	Many games LAST: BYU.....	2015
Both Teams		
0	at Ohio State.....	1980
Opponents		
0	Many games LAST: Indiana.....	1982

Most Yards Returned

Michigan		
241	Ohio State.....	1961
221	Texas (Rose).....	2004
186	Nebraska (Alamo).....	2005
177	Alabama.....	2012
Both Teams		
435	Texas (Rose).....	2004
307	Minnesota.....	1951
284	Ohio State.....	1961
Opponents		
230	Minnesota.....	1951
214	Texas (Rose).....	2004

Fewest Yards Returned

Michigan		
-2	Michigan State.....	1992
Both Teams		
0	Ohio State.....	1980
17	Iowa.....	1941
17	Ohio State.....	1983
Opponents		
0	Many games LAST: Alabama.....	2012

Highest Avg. Yards Per Return (Min. 3 returns)

Michigan		
39.0	Ohio State.....	1981
39.0	Michigan State.....	1990
Opponents		
64.0	Notre Dame.....	1989
35.3	Wisconsin.....	1944

Lowest Avg. Yards Per Return (Min. 3)

Michigan		
3.7	Illinois.....	1941
4.8	Ohio State.....	1954
Opponents		
5.7	Indiana.....	1980

Total Returns

Most Returns

Michigan		
15	Pittsburgh.....	1947
15	Minnesota.....	1951
15	Nebraska (Alamo).....	2005
Both Teams		
27	Ohio State.....	1946
27	Pittsburgh.....	1947
Opponents		
15	Wisconsin.....	1969

Fewest Returns

Michigan		
1	Iowa.....	1977
1	Wisconsin.....	1980
1	Illinois.....	1991
1	Utah.....	2015
1	Northwestern.....	2015
Both Teams		
2	Utah.....	2015
4	Iowa.....	1977
4	UNLV.....	2015
Opponents		
1	Iowa.....	1985
1	Notre Dame.....	1997
1	Utah.....	2015

Most Yards Returned

Michigan		
311	Pittsburgh.....	1947
267	Minnesota.....	1951
267	Maryland.....	1990
Both Teams		
502	Minnesota.....	1951
493	Pittsburgh.....	1947
Opponents		
243	Illinois.....	1966
237	Rutgers.....	2015

Fewest Yards Returned

Michigan		
-14	Wisconsin.....	1980
0	Illinois.....	1991
Both Teams		
15	Wisconsin.....	1980
22	California.....	1966
Opponents		
2	Iowa.....	1985

Highest Avg. Yards Per Return (Min. 4 returns)

Michigan		
32.2	Michigan State.....	1990
31.3	Illinois.....	1972
Opponents		
48.5	Notre Dame.....	1989
39.5	Rutgers.....	2015

Lowest Avg. Yards Per Return (Min. 4 returns)

Michigan		
0.5	Northwestern.....	1951
1.0	Wisconsin.....	1986
Opponents		
1.2	Wisconsin.....	1981

Most Touchdowns Returned

Michigan		
3	Pittsburgh.....	1947
2	California.....	1940
2	Tulane.....	1972
2	Northwestern.....	1975
2	North Carolina State.....	1994
Both Teams		
3	Pittsburgh.....	1947
3	Illinois.....	1966
Opponents		
2	Illinois.....	1966
2	Notre Dame.....	1989
2	Florida State.....	1991

Interceptions

Most Interceptions

Michigan		
6	Ohio State.....	1940
6	Minnesota.....	1951
6	Ohio State.....	1969
6	Miami, FL.....	1984
6	Michigan State.....	1997
Both Teams		
9	Wisconsin.....	1959
9	Indiana.....	1946
Opponents		
7	Michigan State.....	1987
6	Indiana.....	1946

6	Michigan State.....	1959
---	---------------------	------

Most Yards Returned

Michigan		
138	Northwestern.....	1968
137	Northwestern.....	1946
Both Teams		
170	Northwestern.....	1946
158	Indiana.....	1956
Opponents		
123	Michigan State.....	1959

Fewest Yards Returned

Michigan		
-3	Wisconsin.....	1988
-3	Indiana.....	1988
Both Teams		
-3	Wisconsin.....	1988
-3	Indiana.....	1988
Opponents		
-3	Northwestern.....	1968

Fumbles

Most Fumbles

Michigan		
12	Illinois.....	1946
10	Illinois.....	1992
Both Teams		
15	Wisconsin.....	1944
13	Five games LAST: Michigan State.....	1973
Opponents		
12	Wisconsin.....	1944

Most Fumbles Lost

Michigan		
5	Many games LAST: North Carolina.....	1965
Both Teams		
10	Army.....	1955
9	Illinois.....	1968
9	Indiana.....	1972
Opponents		
8	Army.....	1955
6	Army.....	1956
6	Indiana.....	1972
6	Michigan State.....	1973

Most Fumble Return Yards

Michigan		
83	Minnesota.....	2011
Both Teams		
83	Minnesota.....	2011
Opponents		
38	Memphis.....	1995
38	Michigan State.....	2015
33	at Ohio State.....	2014

Turnovers

Most Turnovers

Michigan		
8	Ohio State.....	1952
8	Indiana.....	1959
Both Teams		
15	Army.....	1955
14	Indiana.....	1946
Opponents		
10	Army.....	1955

Fewest Turnovers

Michigan		
0	Many games LAST: Florida.....	2016
Both Teams		
0	Many games LAST: BYU.....	2015
Opponents		
0	Many games LAST: Ohio State.....	2015

Penalties

Most Penalties

Michigan		
16	at Indiana.....	2017
15	UCLA.....	1981
14	Harvard.....	1940
14	Army.....	1962
Both Teams		
28	vs. Alabama.....	2000
24	UCLA.....	1981
22	Southern California.....	1957
22	Oregon State.....	1986
22	at Indiana.....	2015
Opponents		
18	vs. Alabama.....	2000
14	Colorado.....	1996
13	Great Lakes.....	1945
13	Oregon State.....	1986
13	Michigan State.....	2011

Fewest Penalties

Michigan	
0 Many games LAST:	
Wisconsin.....	1980

Both Teams	
1 Purdue.....	1948
1 Ohio State.....	1962
1 Arizona.....	1978

Opponents	
0 Many games LAST:	
Wisconsin.....	1997

Most Yards Penalized

Michigan	
148 UCLA.....	1981
146 South Carolina.....	1985
141 at Indiana.....	2017

Both Teams	
247 vs. Alabama.....	2000
246 Indiana.....	1955
242 UCLA.....	1981

Opponents	
132 vs. Alabama.....	2000
129 Illinois.....	1980

Fewest Yards Penalized

Michigan	
0 Many games LAST:	
Wisconsin.....	1980

Both Teams	
5 Arizona.....	1978
5 Purdue.....	1948

Opponents	
0 Many games LAST:	
Wisconsin.....	1997

Scoring

Most Points (Since 1879)

Michigan	
130 West Virginia.....	1904
128 Buffalo.....	1901
119 Michigan Agricultural.....	1902
107 Iowa.....	1902
95 Kalamazoo.....	1904

Both Teams	
132 Illinois.....	2010
130 West Virginia.....	1904
128 Buffalo.....	1901
119 Michigan Agricultural.....	1902
110 Indiana.....	2013

Opponents	
65 Illinois.....	2010
58 Cornell.....	1891
56 Cornell.....	1889
55 Northwestern.....	1958
54 Northwestern.....	2000

Fewest Points (Since 1879)

Michigan	
0 74 games LAST:	
at Notre Dame.....	2014

Both Teams	
0 12 games LAST:	
Northwestern.....	1938

Opponents	
0 339 games LAST:	
Rutgers.....	2016

Most Decisive Win

130 pts West Virginia.....	1904
85 pts Chicago.....	1939
78 pts at Rutgers.....	2016
69 pts Pittsburgh.....	1947
69 pts Northwestern.....	1975
60 pts Hawaii.....	2016
58 pts Minnesota.....	2011
57 pts Illinois.....	1969
57 pts Delaware State.....	2009

Most Decisive Loss

36 pts Ohio State.....	1968
35 pts at Ohio State.....	2008
31 pts Northwestern.....	1958
31 pts at Notre Dame.....	2014

Most Touchdowns

Michigan	
12 Chicago.....	1939
11 at Rutgers.....	2016
10 Pittsburgh.....	1947
10 Northwestern.....	1975
10 Illinois.....	1981

Both Teams	
17 Illinois.....	2010
15 Indiana.....	2013
13 Illinois.....	1981
13 Northwestern.....	2000

Opponents	
8 Northwestern.....	1958
8 Florida State.....	1991

8 Illinois.....	2010
7 Ohio State.....	1961
7 Ohio State.....	1968

Fewest Touchdowns

Michigan	
0 Many games LAST:	
at Notre Dame.....	2014

Both Teams	
0 Many games LAST:	
Purdue.....	1995

Opponents	
0 Many games LAST:	
Rutgers.....	2016

Most Touchdowns By: Rushing

Michigan	
9 Chicago.....	1939
9 at Rutgers.....	2016
8 Iowa.....	1971
8 Indiana.....	1975
8 Illinois.....	1986

Both Teams	
9 Chicago.....	1939
9 Ohio State.....	1968
9 Indiana.....	1975
9 Illinois.....	1986
9 Wisconsin.....	1988

Opponents	
7 Ohio State.....	1968
6 Wisconsin.....	2010

Passing

Michigan	
6 Indiana.....	2015
5 Cornell.....	1952
5 Minnesota.....	1989
5 Houston.....	1992
5 Illinois.....	2010

Both Teams	
8 Florida State.....	1991
7 Northwestern.....	2000
7 Notre Dame.....	2011
7 at Indiana.....	2015

Opponents	
4 Purdue.....	1962
4 Purdue.....	1989
4 Florida State.....	1991
4 USC (Rose).....	2006
4 South Carolina (Outback).....	2012
4 Indiana.....	2013

Most Points by Quarter: First Quarter

Michigan	
28 Rice.....	2000
28 Eastern Michigan.....	2005
28 Delaware State.....	2009
24 Northwestern.....	1991
23 Wisconsin.....	1976

Both Teams	
31 Northwestern.....	1991
29 Florida State.....	1991

Opponents	
27 Illinois.....	1924
21 Illinois.....	1981
21 Notre Dame.....	2008
21 Alabama.....	2012

Second Quarter

Michigan	
35 Northwestern.....	1982
35 Houston.....	1992
35 Indiana.....	2000

Both Teams	
49 Illinois.....	2010
35 Indiana.....	1973
35 Northwestern.....	1978
35 Northwestern.....	1982
35 Houston.....	1992

Opponents	
34 Northwestern.....	1958

Third Quarter

Michigan	
28 Iowa.....	1971
28 Navy.....	1972
28 Navy.....	1976
28 Northwestern.....	1977
28 Minnesota.....	1992

Both Teams	
35 Alabama (Orange).....	2000
34 Minnesota.....	1992
30 Iowa.....	1992
30 Northwestern.....	2000

Opponents	
23 Indiana.....	2013
20 Indiana.....	1956
20 Cornell.....	1951

Fourth Quarter

Michigan	
31 at Minnesota.....	2003
28 Pittsburgh.....	1947
28 Vanderbilt.....	1969
28 Northwestern.....	1975
28 Illinois.....	1981
28 Notre Dame.....	2011

Both Teams	
39 Penn State.....	2005
38 at Minnesota.....	2003
37 Ohio State.....	1961
35 Vanderbilt.....	1969
35 Purdue.....	1982
35 Notre Dame.....	2011

Opponents	
29 Ohio State.....	1961
22 Penn State.....	2005

Most Points by Half: First Half

Michigan	
55 Chicago.....	1939
49 Delaware State.....	2009
45 Northwestern.....	1991
45 Indiana.....	2000

Both Teams	
62 Illinois.....	2010
55 Chicago.....	1939
54 Florida State.....	1991
52 Northwestern.....	1991
51 Northwestern.....	2000
51 Rutgers.....	2015

Opponents	
43 Northwestern.....	1958
32 Oregon.....	2007
31 Illinois.....	2010
31 Alabama.....	2012

Second Half

Michigan	
49 Pittsburgh.....	1947
49 Navy.....	1976
49 Northwestern.....	1977

Both Teams	
65 Indiana.....	2013
62 Northwestern.....	1977
59 at Minnesota.....	2003
54 Northwestern.....	2000

Opponents	
31 Ohio State.....	1988
31 Northwestern.....	2000
29 Ohio State.....	1961
29 Ohio State.....	1968

Most PAT Conversions

Michigan	
10 Chicago.....	1939
10 Illinois.....	1981
10 at Rutgers.....	2016

Both Teams	
13 Illinois.....	1981
11 Navy.....	1976
11 Northwestern.....	1977

Opponents	
7 Ohio State.....	1961
6 vs. Tennessee (Citrus).....	2002
6 Illinois.....	2010
6 at Ohio State.....	2014
6 Ohio State.....	2015

Most Two-point Conversions

Michigan	
3 Northwestern.....	1958
2 Indiana.....	1960
2 Wisconsin.....	1970
2 Minnesota.....	1987

Both Teams	
5 Northwestern.....	1958
3 Iowa.....	1958

Opponents	
2 Northwestern.....	1958
2 Iowa.....	1958
2 Wisconsin.....	1959
2 Minnesota.....	1961
2 Iowa.....	1992

Most Two-point Conversions Att.

Michigan	
3 Eight games LAST:	
Colorado.....	1994

Both Teams	
9 Northwestern.....	1958
6 Minnesota.....	1968

Opponents	
6 Northwestern.....	1958

Most Field Goals Made

Michigan	
5 Minnesota.....	1988
5 Illinois.....	1990

Both Teams	
7 Texas A&M.....	1995
6 Stanford.....	1975
6 Notre Dame.....	1985
6 Illinois.....	1990
6 Michigan State.....	1994
6 Northwestern.....	1995
6 Maryland.....	2014

Opponents	
5 Texas A&M.....	1995
4 Ohio State.....	1974
4 Notre Dame.....	1979
4 Notre Dame.....	1985
4 Iowa.....	1985
4 Notre Dame.....	1988
4 Northwestern.....	1995
4 Northwestern.....	2000
4 Utah.....	2014
4 at Minnesota.....	2015
4 at Indiana.....	2015

Most Field Goals Att. (Since 1964)

Michigan	
5 Ohio State.....	1969
5 Stanford.....	1975
5 California.....	1979
5 Illinois.....	1984
5 Miami (Fla.).....	1988
5 Minnesota.....	1988
5 Illinois.....	1990
5 Notre Dame.....	1994
5 Illinois.....	1994

Both Teams	
8 Ohio State.....	1974
8 Texas A&M.....	1995

Opponents	
5 Texas A&M.....	1995
5 Michigan State.....	1965
5 Minnesota.....	1977
5 Ohio State.....	1977
5 Iowa.....	1985
5 Utah.....	2014

Most Safeties

Michigan	
2 Navy.....	1976

Both Teams	
2 Navy.....	1976

Opponents	
1 Many games LAST:	
Penn State.....	2009

Third Downs

(Since 1981)

Most Third Down Attempts

Michigan	
21 Miami (Fla.).....	1988
20 South Carolina.....	1985
20 Illinois.....	1990
20 Houston.....	1992
20 Northwestern.....	1997
20 Florida State.....	2016

Opponents	
21 Iowa.....	1985
21 Indiana.....	1991
21 Ohio State.....	1996
21 Air Force.....	2012

Fewest Third Down Attempts

Michigan	
6 Wisconsin.....	1982
6 Western Michigan (shortened).....	2011
7 Hawaii.....	2016
8 Appalachian State.....	2014
9 Iowa.....	1985
9 Notre Dame.....	1987
9 Minnesota.....	1990
9 Notre Dame.....	2011

Opponents	
8 Wisconsin.....	1986
8 Ohio State.....	2013
9 Indiana.....	1987
9 Illinois.....	1990
9 Notre Dame.....	2012

Highest Third Down Conversion Pct.

Michigan	
100.0 Hawaii (7/7).....	2016
87.5 Indiana (14/16).....	1981
78.6 Northwestern (11/14).....	1988

Opponents	
77.8 Purdue (14/18).....	2000
73.3 Purdue (11/15).....	1984

TEAM SEASON RECORDS

First Downs

Most First Downs	
Michigan	3112003
	2861986
	2832016
	2792007
Both Teams	5251982
	5212013
Opponents	2922010
	2552013
	2472000

Most First Downs Per Game	
Michigan	23.92003
	22.61971
	22.41992
Opponents	22.52010
	20.52000
	20.31994

Fewest First Downs	
Michigan	851939
	921938
Both Teams	1581938
	1601939
Opponents	491940

Fewest First Downs Per Game	
Michigan	10.61939
	10.91962
Opponents	6.11940

Most by Rushing	
Michigan	2291971
	2111976
Opponents	1301968
	1252010

Fewest by Rushing	
Michigan	601939
	611962
Opponents	311940

Most by Passing	
Michigan	1642003
	1492013
	1492015
Opponents	1521982
	1482010

Fewest by Passing	
Michigan	121944
	141941
	141943
Opponents	121940
	121943

Most by Penalty	
Michigan	272007
	252011
	242012
	201999
	202001
	202015
	202016
Opponents	312015
	252017
	242016
	211966
	202004
	202012

Fewest by Penalty	
Michigan	01940
	21938
	21939
	21941
	21946
Opponents	11938
	11943
	11959

Rushing

Most Attempts	
Michigan	8421971
	7381975
Both Teams	12871975
	12831971
Opponents	5542010
	5491975

Most Attempts Per Game	
Michigan	70.21971
	63.21973
Opponents	54.61968

Fewest Attempts	
Michigan	3361939
	3881938
Both Teams	6741938
	6971940
Opponents	2551940

Fewest Attempts Per Game	
Michigan	37.82015
	38.32013
	38.51999
	38.82002
Opponents	31.91940

Most Net Yards	
Michigan	41441976
	39781971
Both Teams	55981976
	54531975
Opponents	24562010
	20632009

Most Net Yards Per Game	
Michigan	345.31976
	331.51971
Opponents	208.81957

Fewest Net Yards	
Michigan	8911962
	11801963
Both Teams	20471948
	24141938
Opponents	5642006
	7891948
	7891971

Fewest Net Yards Per Game	
Michigan	99.01962
	121.81999
	125.72013
Opponents	43.42006
	65.81971

Highest Average Yards Per Rush	
Michigan	5.91976
	5.71992
	5.62010
Opponents	4.42009
	4.42010

Lowest Average Yards Per Rush	
Michigan	2.21962
	2.71951
Opponents	1.81971
	1.92006

Most Touchdowns Rushing	
Michigan	471971
	431976
	412016
Opponents	342010
	212008
	202009

Fewest Touchdowns Rushing	
Michigan	91962
	101959
Opponents	21940
	21973
	41985

Passing

Most Attempted	
Michigan	4762003
	4722002
	4371999
	4232007
	4152004
	4152015
Both Teams	9122002
	8862003
	8222001
	8192006
	8162007
Opponents	4791982

Most Attempted Per Game	
Michigan	36.62003
	36.41999
	36.22002
	34.62004
	34.12005
Opponents	39.91982
	37.52006

Fewest Attempted	
Michigan	741943
	751941
Both Teams	1851940
	1901943
Opponents	861940

Fewest Attempted Per Game	
Michigan	7.91944
	8.21943
Opponents	9.61955

Most Completed	
Michigan	2842003
	2641999
	2592002
	2582015
	2482004
	2432010
Both Teams	5052003
	5042010
	4952002
	4682006
	4612005
Opponents	2951982
	2622006
	2612010
	2472000

Most Completed Per Game	
Michigan	22.01999
	21.82003
	20.72004
	19.92002
	19.82005
	19.82015
Opponents	24.61982

Fewest Completed	
Michigan	241944
	331941
Both Teams	661943
	661944
Opponents	241940

Fewest Completed Per Game	
Michigan	2.41944
	3.41975
Opponents	3.01940

Highest Completion Pct.	
Michigan	65.21992
	64.81991
Opponents	63.82010
	62.61984

Lowest Completion Pct.	
Michigan	30.41944
	32.81975
Opponents	27.91940

Most Net Yards	
Michigan	35202003
	32522010
	32212013
	31771999
	30902015
	30262002
Both Teams	66562010
	59452002
	58672003
	57231999
	56862000
Opponents	34042010
	30571982
	30072013
	29242006
	29192002

Most Net Yards Per Game	
Michigan	270.82003
	264.81999
	250.22010
	247.82013
	237.72015
	232.82002
Opponents	261.82010
	254.81982
	242.82000
	231.32013
	230.02008

Fewest Net Yards	
Michigan	4181941
	4921944
Both Teams	9551941
	10791943
Opponents	4021955

Fewest Net Yards Per Game	
Michigan	49.21944
	52.31941
Opponents	44.71955

Highest Avg. Yards Per Comp	
Michigan	21.01946
	20.51944
Opponents	18.81958

Lowest Avg. Yards Per Comp	
Michigan	10.42008
	10.82014
Opponents	9.61978

Highest Avg Yards Per Attempt	
Michigan	9.91947
	9.81986
Opponents	8.41958
	8.32010

Lowest Avg. Yards Per Attempt	
Michigan	4.31949
	4.71962
Opponents	3.91943

Most Interceptions Thrown	
Michigan	221946
	211953
	211959
Both Teams	441946
	441947
Opponents	271947

Fewest Interceptions Thrown	
Michigan	21988
	41972
	52000
Both Teams	121961
	161966
Opponents	181999
	52014
	71941
	71958
	71961
	72012

MICHIGAN FOOTBALL

TEAM SEASON RECORDS

Most Touchdown Passes

Michigan	26	2003
Michigan	26	2000
Michigan	25	1991
Michigan	25	1992
Michigan	25	2004
Michigan	25	2007
Both Teams	44	2010
Both Teams	42	1991
Both Teams	42	2000
Both Teams	41	1999
Both Teams	41	2006
Opponents	23	1994
Opponents	23	2013
Opponents	21	2010
Opponents	19	2006
Opponents	19	2008

Fewest Touchdown Passes

Michigan	1	1962
Michigan	3	1941
Both Teams	4	1941
Both Teams	6	1960
Opponents	1	1941
Opponents	1	1960
Opponents	1	1972

Total Offense

Most Plays

Michigan	1014	2003
Michigan	977	2002
Michigan	967	1971
Michigan	963	2007
Both Teams	1904	2010
Both Teams	1882	2002
Both Teams	1861	2007
Both Teams	1858	2003
Opponents	963	2010
Opponents	931	1982

Most Plays Per Game

Michigan	83.5	1969
Michigan	80.6	1971
Opponents	79.5	1968
Opponents	74.1	2010

Fewest Plays

Michigan	456	1939
Michigan	495	1941
Both Teams	882	1940
Both Teams	942	1938
Opponents	341	1940

Fewest Plays Per Game

Michigan	56.4	1955
Michigan	57.0	1939
Opponents	42.6	1940

Most Net Yards

Michigan	6353	2010
Michigan	5807	2003
Michigan	5603	1992
Michigan	5524	2016
Michigan	5396	1986
Both Teams	12213	2010
Both Teams	10032	2000
Both Teams	9684	2013
Both Teams	9670	2003
Both Teams	9475	2002
Opponents	5860	2010
Opponents	4829	2013
Opponents	4720	2009
Opponents	4679	2000
Opponents	4520	2002

Most Net Yards Per Game

Michigan	488.7	2010
Michigan	466.9	1992
Michigan	446.7	2003
Michigan	446.1	2000
Michigan	432.5	1990
Opponents	450.8	2010
Opponents	393.3	2009
Opponents	389.9	2000

Fewest Net Yards

Michigan	1602	1962
Michigan	2079	1959
Both Teams	3745	1940
Both Teams	3855	1938
Opponents	1282	1940

Fewest Net Yards Per Game

Michigan	178.0	1962
Michigan	231.0	1959
Opponents	160.3	1940

Highest Average Yards Per Play

Michigan	6.8	2010
Michigan	6.4	1992
Michigan	6.4	1947
Opponents	6.1	2010
Opponents	5.6	1994
Opponents	5.6	2009
Opponents	5.3	2000
Opponents	5.3	2008
Opponents	5.3	2013

Lowest Average Yards Per Play

Michigan	2.9	1962
Michigan	3.5	1951
Opponents	3.0	1943

Punting

Most Punts

Michigan	83	1950
Michigan	83	2008
Michigan	78	2017
Michigan	77	2001
Michigan	74	2002
Both Teams	173	1950
Both Teams	169	2001
Both Teams	164	1995
Opponents	97	2017
Opponents	95	2003
Opponents	93	1995
Opponents	92	1950
Opponents	92	2001

Most Punts Per Game

Michigan	8.5	1938
Michigan	8.3	1950
Opponents	10.3	1938

Fewest Punts

Michigan	31	1943
Michigan	32	1956
Both Teams	73	1956
Both Teams	76	1957
Opponents	36	1962

Fewest Punts Per Game

Michigan	2.8	1976
Michigan	3.0	1986
Opponents	4.0	1962

Most Yards

Michigan	3490	2008
Michigan	3085	2017
Michigan	3077	2002
Michigan	2985	2001
Michigan	2918	2007
Opponents	4045	2003
Opponents	4021	2017

Fewest Yards

Michigan	1112	1957
Michigan	1155	1956

Highest Net Yards Per Punt

Michigan	43.6	1986
Michigan	43.3	1981
Michigan	43.3	2016
Opponents	42.6	2003
Opponents	41.8	2005
Opponents	41.6	2010
Opponents	41.5	2017
Opponents	41.1	1985

Lowest Net Yards Per Punt

Michigan	32.7	1957
Michigan	33.2	1950
Both Teams	33.66	1954
Both Teams	33.79	1957
Opponents	29.8	1941

Most Punts Blocked

Michigan	7	1950
Michigan	7	2001
Michigan	5	1940
Opponents	5	1989
Opponents	4	1979

Punt Returns

Most Punts Returned

Michigan	53	2003
Michigan	53	1971
Michigan	51	1997
Michigan	49	2001
Both Teams	87	2001
Both Teams	84	1971
Both Teams	84	2002
Both Teams	81	2003
Both Teams	81	1950
Opponents	47	1938

Fewest Punts Returned

Michigan	13	2014
Michigan	14	2010
Michigan	16	2012
Michigan	17	1994
Michigan	17	2013
Both Teams	23	2010
Both Teams	33	2014
Both Teams	33	2015
Both Teams	36	1988
Both Teams	36	1994
Opponents	8	1990
Opponents	9	2010
Opponents	11	1976

Most Yards Returned

Michigan	791	1947
Michigan	756	2002
Michigan	673	2003
Michigan	587	1990
Michigan	511	2001
Both Teams	1021	2003
Both Teams	905	1947
Both Teams	898	2004
Both Teams	813	2001
Both Teams	774	1999
Opponents	485	2004
Opponents	429	1962
Opponents	413	1999

Fewest Yards Returned

Michigan	64	1962
Michigan	88	2014
Michigan	104	2010
Both Teams	192	2010
Both Teams	230	1986
Both Teams	270	1994
Opponents	14	1990
Opponents	39	1976

Highest Avg. Yards Per Punt Return

Michigan	18.0	1947
Michigan	15.2	1990
Opponents	15.9	1943

Lowest Avg. Yards Per Punt Return

Michigan	3.6	1962
Michigan	5.5	1952
Opponents	1.8	1990
Opponents	2.9	1981
Opponents	2.9	1984

Most Returned for Touchdowns

Michigan	4	1947
Michigan	2	Many seasons
Michigan	2	LAST: 2016
Opponents	3	2003
Opponents	2	1999

Kickoff Returns

Most Kickoffs Returned

Michigan	72	2010
Michigan	64	2008
Michigan	54	2009
Michigan	51	2013
Michigan	46	2007
Both Teams	103	1994
Both Teams	102	1991
Opponents	68	1992
Opponents	67	1971
Opponents	60	2010

Fewest Kickoffs Returned

Michigan	8	1940
Michigan	10	1941
Both Teams	32	1940
Both Teams	40	1941
Opponents	20	1938

Most Yards Returned

Michigan	1544	2010
Michigan	1372	2008
Michigan	1285	2009
Michigan	1128	2013
Michigan	936	2005
Both Teams	2819	2010
Both Teams	2056	1994
Both Teams	2022	1990
Opponents	1318	2006
Opponents	1275	2010
Opponents	1226	1992
Opponents	1211	1986
Opponents	1180	2003

Fewest Yards Returned

Michigan	153	1938
Michigan	179	1941
Both Teams	671	1941
Both Teams	675	1940
Opponents	228	1938

Highest Avg. Yards/Kickoff Return

Michigan	28.4	2015
Michigan	27.9	1940
Michigan	27.3	1990
Opponents	23.7	1944

Lowest Avg. Yards/Kickoff Return

Michigan	11.9	1966
Michigan	13.9	1965
Opponents	6.4	1969

Most Returned for Touchdowns

Michigan	1	13 times
Michigan	1	LAST: 2015

TEAM SEASON RECORDS

Total Returns

Most Returns		
Michigan	107	1998
	100	1997
	100	2010
	97	1990
	96	2003
Both Teams	199	1971
	192	2003
	191	1995
Opponents	105	1971
	105	1992

Fewest Returns

Michigan	36	2014
	46	1941
	57	2015
	58	1940
	58	1954
	58	1955
	58	1963
	58	2012
Both Teams	85	2014
	110	1963
Opponents	49	2014
	50	1996
	52	1963

Most Yards Returned

Michigan	1891	2010
	1680	1990
	1651	2004
	1596	2008
	1545	1998
Both Teams	3441	2010
	3425	2004
	3041	2003
	2900	1990
	2790	1968
	2720	2006
Opponents	1774	2004
	1648	2003
	1651	2006
	1570	1968
	1550	2010

Fewest Yards Returned

Michigan	545	2014
	556	1941
Both Teams	1153	1986
	1393	1940
Opponents	519	1981

Highest Avg. Yards Per Return

Michigan	19.6	2015
	19.4	2004
	18.9	2010
	18.8	2009
	18.6	2012
Opponents	19.1	2012
	18.4	2010
	17.6	1966
	17.6	1997

Lowest Avg. Yards Per Return

Michigan	10.3	1978
	10.5	1984
Opponents	7.1	1969

Most Returned for Touchdowns

Michigan	7	1947
	6	2003
	5	1972
	4	1998
Opponents	4	2015
	4	2003
	3	1989
	3	1999
	2	Eight times
LAST:		2005

Interceptions

Most Interceptions		
Michigan	27	1947
	25	1949
	25	1968
Both Teams	44	1946
	44	1947
Opponents	22	1946

Fewest Interceptions

Michigan	5	2014
	7	1958
	7	1961
	7	2012
Both Teams	12	1961
	16	1966
Opponents	2	1988
	4	1972

Most Yards Returned

Michigan	447	1968
	348	1946
	322	2004
	322	2013
Both Teams	674	1968
	583	1946
Opponents	322	1959
	322	2014

Fewest Yards Returned

Michigan	13	2014
	15	1986
Both Teams	65	1986
	97	1940
Opponents	11	1972

Most Returned for Touchdowns

Michigan	4	1998
	3	1947
	3	1968
Opponents	3	1996
	3	2016
	2	1991
	2	2009
	2	2012
	2	2013
	2	2014
	2	2017

Fumbles

Most Fumbles		
Michigan	41	1950
	39	1951
	39	1952
Both Teams	75	1950
	74	1973
Opponents	44	1973

Fewest Fumbles

Michigan	11	1994
	13	2006
	13	1999
	13	2016
	15	1938
	15	2014
Both Teams	24	2014
	27	2015
	30	1997
	30	1938
	32	2006
Opponents	8	1997
	9	2014

Most Fumbles Lost

Michigan	23	1950
	22	1952
Both Teams	42	1952
	41	1950
Opponents	25	1971
	23	1956

Fewest Fumbles Lost

Michigan	4	2006
	5	1999
	5	1945
	5	1968
	5	2016
Both Teams	8	2015
	10	1945
	11	1940
	11	2016
Opponents	2	2015
	4	1940

Turnovers

Most Turnovers

Michigan	39	1950
	37	1952
Both Teams	76	1952
	75	1947
Opponents	43	1947
	43	1952

Fewest Turnovers

Michigan	11	1988
	12	2006
	13	1999
	14	1974
	14	1969
Both Teams	28	2015
	34	1961
	35	1999
	36	2014
Opponents	10	2014
	12	2015
	17	2003
	17	2017

Highest Takeaway Margin

Michigan	+28	1969
	+21	1968

Lowest Giveaway Margin

Michigan	-16	2014
	-12	2009
	-10	2008
	-10	2010

Penalties

Most Penalties

Michigan	95	1998
	91	1994
	87	1986
	87	2015
	86	2017
Both Teams	188	1999
	179	1994
	169	1986
	169	1998
Opponents	106	1999
	92	2011
	89	2001
	88	1994
	85	2011

Fewest Penalties

Michigan	22	1939
	28	1948
Both Teams	38	1939
	52	1946
Opponents	16	1939

Most Yards Penalized

Michigan	792	1994
	778	2015
	775	1998
	743	2017
	740	1986
Both Teams	1547	1994
	1523	1999
	1454	1998
Opponents	870	1999
	802	2011
	755	1994
	754	2001
	734	2011

Fewest Yards Penalized

Michigan	196	1939
	254	1959
Both Teams	315	1939
	430	1938
Opponents	119	1939

Scoring

Most Points

Michigan	644	1902
	567	1904
	565	1903
	550	1901
	524	2016
Both Teams	884	2010
	707	2016
	679	2003
	656	1902
	649	2004
	633	2000
Opponents	458	2010
	349	2013
	347	2008
	330	2009
	279	2004

Most Points Per Game

Michigan	58.5	1902
	56.7	1904
	50.0	1901
	47.1	1903
	40.3	2016
Opponents	35.2	2010
	28.9	2008
	27.5	2009

Fewest Points

Michigan	21	1934
	70	1962
	112	1959
Both Teams	164	1934
	171	1938
	188	1941
Opponents	0	1901
	34	1940

Fewest Points Per Game

Michigan	2.6	1934
	7.8	1962
	12.4	1959
Opponents	0.0	1901
	4.3	1940

Greatest Outstanding Margin

Michigan	632	1902
	341	1947
	341	2016
	338	1971
Opponents	144	1962
	122	1934
	104	2008

Most Touchdowns

Michigan	66	2016
	61	2003
	59	1992
	59	2010
	58	1976
Both Teams	116	2010
	88	2003
	88	2016
	85	2009
	83	1991
Opponents	57	2010
	42	2008
	40	2013
	39	2009
	34	2002
	34	2004

Fewest Touchdowns

Michigan	10	1962
	16	1959
Both Teams	28	1941
	31	1960
Opponents	5	1940

Most Touchdowns By: Rushing

Michigan	47	1971
	43	1976
	41	2016
Both Teams	51	1971
	51	1976
	50	2016
Opponents	34	2010
	21	2008
	20	2009

Passing

Michigan	26	2003
	26	2000
	25	1991
	25	1992
	25	2004
	25	2007
Both Teams	44	2010
	44	2013
	42	1991
	42	2000
	41	1999
	41	2006
Opponents	23	1994
	23	2013
	21	2010
	19	2006
	19	2008

Punt Returns

Michigan	4	1947
----------	---	------

Kickoff Returns

Michigan	1	13 times LAST: 2015
----------	---	---------------------

Interception Returns

Michigan	4	1998
	3	1947
	3	1968
	3	2016

Blocked Kicks

Michigan	2	1950
	2	1990

Most Points by Quarter: First Quarter

Michigan	128	2009
	122	2010
	118	2016
	107	2000
	102	2003
	186	2010
	163	2016
	158	1998
	151	2002
	145	1992
Opponents	85	2008
	85	2003
	80	1998
	78	2009

Second Quarter

Michigan	175	2016
	154	1992
	150	2015
	148	2012
	141	1976
Both Teams	277	2010
	214	2015
	210	2016
	207	2001
	200	1982
Opponents	194	2010
	97	2007
	87	2014
	86	2009

Third Quarter

Michigan	125	1994
	122	1976
Both Teams	187	2010
	161	2003
	160	2004
Opponents	92	2010
	85	2009
	80	2008

Fourth Quarter

Michigan	153	2003
	138	1971
	124	2011
	122	1991
Both Teams	219	2003
	193	1995
	192	2010
	183	2004
Opponents	101	2008
	99	1994
	97	1995
	97	2005

Fewest Points by Quarter: First Quarter

Michigan	17	1963
	20	1958
	20	1959
Both Teams	31	1963
Opponents	0	1973

Second Quarter

Michigan	17	1962
	20	1959
Both Teams	40	1941
Opponents	10	1972

Third Quarter

Michigan	13	1962
	20	2008
	26	1957
	26	1960
Both Teams	29	1954
	29	1960
Opponents	0	1954

Fourth Quarter

Michigan	15	1962
	16	1958
Both Teams	52	1941
Opponents	2	1953

Most Points by Half: First Half

Michigan	293	2016
	255	1992
	239	2000
	237	1976
Both Teams	463	2010
	339	2005
	338	1991
	338	2011
Opponents	258	2010
	166	2008
	164	2009
	162	2007

Second Half

Michigan	240	2003
	231 (+OT)	2013
	231 (+OT)	2016
	227	1971
	222 (+OT)	2004
	221 (+OT)	2010
Both Teams	421 (+OT)	2010
	421 (+OT)	2013
	380	2003
	371 (+OT)	2004
	328	1995
Opponents	200 (+OT)	2010
	190 (+OT)	2013
	181	2008
	160	2009

Fewest Points by Half: First Half

Michigan	42	1962
	40	1959
Both Teams	94	1941
Opponents	13	1972

Second Half

Michigan	28	1962
	56	1954
Both Teams	83	1954
Opponents	13	1941

Most PAT Conversions

Michigan	63	2016
	58	2003
	56	1971
	56	1976
	56	2010
Both Teams	110	2010
	85	2003
	80	2016
	73	2000
	71	2004
Opponents	54	2010
	39	2008
	37	2013
	35	2009
	34	2004

Fewest PAT Conversions

Michigan	3	1941
	5	1962
Both Teams	10	1938
	19	1941
	19	1953
Opponents	4	1938
	4	1940

Most Two-point Conversions

Michigan	7	1958
	4	1960
	4	2016
Both Teams	15	1958
	7	1961
Opponents	8	1958

Most Two-point Conversions Att.

Michigan	12	1958
	8	1968
Both Teams	30	1958
Opponents	18	1958

Most Field Goals

Michigan	25	1994
	20	1985
	20	2005
Both Teams	38	1995
	37	1994
	36	2005
Opponents	24	2013
	21	2012
	19	1995
	19	2009

Fewest Field Goals

Michigan	0	14 seasons LAST: 1958
Both Teams	0	7 seasons LAST: 1958
Opponents	0	11 seasons LAST: 1961

Most Field Goals Attempted

Michigan	30	1994
	29	1986
Opponents	31	2013
	30	2012
	26	1995

Fewest Field Goals Att. (Since 1958)

Michigan	2	1958
	3	1960
	3	1962
Opponents	0	1958

Most Safeties

Michigan	3	1976
	3	1998
Both Teams	4	1955
	3	1976
Opponents	3	1955

Third Downs (Since 1981)

Highest Third Down Conversion Pct.

Michigan	50.3	2012
	49.6	1986
	49.4	1992
	49.4	2000
	49.0	2003
	45.0	1984
Opponents	43.2	2010
	42.6	1982
	42.6	1991
	42.6	1994


Lowest Third Down Conversion Pct.

Michigan	27.3	2008
	35.4	1995
	37.8	1994
Opponents	21.0	2016
	26.1	2017
	26.1	1997
	27.6	2015
	29.0	1992

Time of Possession (Since 1981)

Greatest Advantage

Michigan	92:36	2006
	90:08	1988
	90:08	2015
	79:08	1986
Opponents	38:52	1982



The 1902 National Champion team, one of Fielding Yost's famed "Point-A-Minute" squads, outscored opponents 644-12.

MICHIGAN FOOTBALL

OPPONENT RECORDS

Rushing

Most Attempts

39	George Woodard, Texas A&M.....	Oct. 1, 1977
39	Chris Wells, Ohio State.....	Nov. 17, 2007
38	Scott Dierking, Purdue.....	Nov. 6, 1976
37	Javon Ringer, Michigan State.....	Oct. 25, 2008
36	George Rogers, South Carolina.....	Sept. 27, 1980
36	Laurence Maroney, Minnesota.....	Oct. 8, 2005
35	Brian Calhoun, Wisconsin.....	Sept. 24, 2005
35	Jeremy Langford, Michigan State.....	Oct. 25, 2014
35	Jordan Howard, Indiana.....	Nov. 14, 2015

Most Yards Gained

268	Damien Anderson, Northwestern.....	Nov. 4, 2000
238	Jordan Howard, Indiana.....	Nov. 14, 2015
226	Carlos Hyde, Ohio State.....	Nov. 30, 2013
220	Chris Wells, Ohio State.....	Nov. 17, 2007
214	Ezekiel Elliott, Ohio State.....	Nov. 28, 2015
211	T.J. Duckett, Michigan State.....	Nov. 3, 2001
205	DeAndra Cobb, Michigan State.....	Oct. 30, 2004
201	Darrell Thompson, Minnesota.....	Nov. 7, 1987
197	Marion Barber III, Minnesota.....	Oct. 10, 2003
194	Javon Ringer, Michigan State.....	Oct. 25, 2008
192	Vince Young, Texas (Rose Bowl).....	Jan. 1, 2004

Average Gain Per Play (Minimum of 10 carries)

17.3	Robert Mitchell, Illinois (10-173).....	Nov. 5, 1955
15.9	Creighton Miller, Notre Dame (10-159).....	Oct. 9, 1943
13.3	Tommy Bell, Army (10-133).....	Oct. 2, 1954
12.7	Percy Harvin, Florida (13-165).....	Jan. 1, 2008

Most Rushing Touchdowns

4	Harold "Red" Grange, Illinois.....	Oct. 18, 1924
4	Robert Ferguson, Ohio State.....	Nov. 25, 1961
4	James Otis, Ohio State.....	Nov. 23, 1968
4	Vince Young, Texas (Rose).....	Jan. 1, 2005
4	Montee Ball, Wisconsin.....	Nov. 20, 2010

Passing

Most Attempted

71	Sandy Schwab, Northwestern.....	Oct. 23, 1982
64	Erik Wilhelm, Oregon State.....	Sept. 20, 1986
58	Jeff Welsh, Western Michigan.....	Sept. 22, 2001
53	Dave Wilson, Illinois.....	Oct. 25, 1980
53	Tony Eason, Illinois.....	Nov. 7, 1981

Most Completed

45	Sandy Schwab, Northwestern.....	Oct. 23, 1982
45	Ben Chappell, Indiana.....	Oct. 2, 2010
39	Erik Wilhelm, Oregon State.....	Sept. 20, 1986
36	Jeff Welsh, Western Michigan.....	Sept. 22, 2001
33	Aaron Opelt, Toledo.....	Oct. 11, 2008
32	Walt Church, Eastern Michigan.....	Sept. 19, 1998
32	Drew Brees, Purdue.....	Oct. 7, 2000
32	Trevor Siemian, at Northwestern.....	Nov. 8, 2014

Highest Completion Percentage (Minimum 20 attempts)

81.8	Steve Pelluer, Washington (27-33).....	Sept. 17, 1983
78.8	Chuck Hartlieb, Iowa (26-33).....	Oct. 15, 1988
76.9	Jim Miller, Michigan State (30-39).....	Oct. 12, 1991

Most Yards Gained Passing

480	Ben Chappell, Indiana.....	Oct. 2, 2010
436	Sandy Schwab, Northwestern.....	Oct. 23, 1982
404	Gary Nova, at Rutgers.....	Oct. 4, 2014
400	Bill Burke, Michigan State.....	Oct. 9, 1999
394	Tim Schade, Minnesota.....	Nov. 12, 1994
394	Ben Leard, Auburn (Citrus).....	Jan. 1, 2001
393	Casey Clausen, Tennessee (Citrus).....	Jan. 1, 2002
391	John David Booty, Southern California (Rose).....	Jan. 1, 2007

Average Yards Per Completion (Minimum 10 completions)

20.6	Joe Germaine, Ohio State (16-330).....	Nov. 21, 1998
19.3	Tim Clifford, Indiana (12-232).....	Oct. 27, 1979
19.0	Bill Burke, Michigan State (21-400).....	Oct. 9, 1999
18.9	Connor Cook, Michigan State (12-227).....	Oct. 25, 2014
18.4	Gary Nova, at Rutgers (22-404).....	Oct. 4, 2014
18.3	Dennis Dixon, Oregon (16-293).....	Sept. 8, 2007

Most Touchdown Passes Thrown

4	Eric Hunter, Purdue.....	Nov. 4, 1989
4	Kurt Kittner, Illinois.....	Oct. 23, 1999

4	Troy Smith, Ohio State.....	Nov. 18, 2006
4	John David Booty, Southern California (Rose).....	Jan. 1, 2007
4	Daryll Clark, Penn State.....	Oct. 24, 2009

Most Interceptions Thrown

6	Bernie Kosar, Miami (Fla.).....	Sept. 8, 1984
6	Todd Schultz, Michigan State.....	Oct. 25, 1997
5	Paul Giel, Minnesota.....	Oct. 27, 1951
5	Mike Howard, Wisconsin.....	Oct. 5, 1985

Receiving

Most Passes Caught

20	Nick Moore, Toledo.....	Oct. 11, 2008
17	Jon Harvey, Northwestern.....	Oct. 23, 1982
15	Tandon Doss, Indiana.....	Oct. 2, 2010
13	Calvin Williams, Purdue.....	Nov. 4, 1989
13	Aaron Osterman, Minnesota.....	Nov. 12, 1994
13	Michael Floyd, Notre Dame.....	Sept. 10, 2011
12	Glenn Bourquin, Minnesota.....	Oct. 13, 1979
12	David Williams, Illinois.....	Oct. 27, 1984
12	Mitch Lyons, Michigan State.....	Oct. 10, 1992
12	Brian Stablein, Ohio State.....	Nov. 21, 1992
12	Sam Simmons, Northwestern.....	Nov. 4, 2000
12	Jordan White, Western Michigan.....	Sept. 3, 2011

Most Yards Gained

255	Plaxico Burress, Michigan State.....	Oct. 9, 1999
221	Tandon Doss, Indiana.....	Oct. 2, 2010
217	David Boston, Ohio State.....	Nov. 21, 1998
208	Jon Harvey, Northwestern.....	Oct. 23, 1982
205	Dwayne Jarrett, Southern California (Rose).....	Jan. 1, 2007
187	Aaron Osterman, Minnesota.....	Nov. 12, 1994
166	Marcel Courtillet, Duke.....	Sept. 28, 1968
162	Nick Moore, Toledo.....	Oct. 11, 2008
159	Michael Floyd, Notre Dame.....	Sept. 10, 2011

Most Touchdown Passes Caught

3	Calvin Williams, Purdue.....	Nov. 4, 1989
3	Graham Zug, Penn State.....	Oct. 24, 2009
3	Derrell Johnson-Koulianos, Iowa.....	Oct. 16, 2010
3	Tyler Lockett, Kansas State.....	Dec. 28, 2013
2	28 times LAST: Nyqwan Murray.....	Dec. 30, 2016

Total Offense

Most Plays

76	Sandy Schwab, Northwestern.....	Oct. 23, 1982
71	Ben Chappell, Indiana.....	Oct. 2, 2010
71	Erik Wilhelm, Oregon State.....	Sept. 20, 1986
69	Jeff Welsh, Western Michigan.....	Sept. 22, 2001
61	Tony Eason, Illinois.....	Nov. 7, 1981
60	Dan Robinson, Hawaii.....	Nov. 28, 1998
60	Trevor Siemian, at Northwestern.....	Nov. 8, 2014
58	Jon Beutjer, Illinois.....	Sept. 28, 2002

Most Yards Gained

475	Ben Chappell, Indiana.....	Oct. 2, 2010
431	Juice Williams, Illinois.....	Oct. 4, 2008
431	Sandy Schwab, Northwestern.....	Oct. 23, 1982
409	Gary Nova, at Rutgers.....	Oct. 4, 2014
403	Tony Eason, Illinois.....	Nov. 7, 1981
392	Tim Schade, Minnesota.....	Nov. 12, 1994
387	John David Booty, Southern California (Rose).....	Jan. 1, 2007
387	Joey Elliott, Purdue.....	Nov. 7, 2009
386	Troy Smith, Ohio State.....	Nov. 20, 2004
383	Ben Leard, Auburn (Citrus).....	Jan. 1, 2001
379	Kordell Stewart, Colorado.....	Sept. 24, 1994
379	Casey Clausen, Tennessee (Citrus).....	Jan. 1, 2002
377	Zak Kustok, Northwestern.....	Nov. 4, 2000
377	Jon Beutjer, Illinois.....	Sept. 28, 2002
372	Vince Young, Texas (Rose).....	Jan. 1, 2005

All-Purpose

(Rushing, Receiving, & Returns)

Most Plays

42	Paul Giel, Minnesota.....	Oct. 24, 1953
42	Brian Calhoun, Wisconsin.....	Sept. 24, 2005
40	Vaughn Dunbar, Indiana.....	Oct. 19, 1991
39	Cleveland Franklin, Baylor.....	Sept. 27, 1975
39	Scott Dierking, Purdue.....	Nov. 6, 1976

MICHIGAN FOOTBALL OPPONENT RECORDS

Most Yards Gained

409	Harold "Red" Grange, Illinois.....	Oct. 18, 1924
363	Tandon Doss, Indiana.....	Oct. 2, 2010

Punting

Most Punts

21	Vic Janowicz, Ohio State.....	Nov. 25, 1950
16	Michael Cintron, Rutgers.....	Oct. 8, 2016
12	Mike Coughlin, Memphis.....	Sept. 9, 1995
11	Brian Lewis, Utah.....	Sept. 21, 2002
11	A.J. Trapasso, Ohio State.....	Nov. 17, 2007
11	Jonny Linehan, BYU.....	Sept. 26, 2015
11	Joe Schopper, Purdue.....	Sept. 23, 2017
11	Jake Hartbarger, Michigan State.....	Oct. 7, 2017

Most Yards Punting

685	Vic Janowicz, Ohio State.....	Nov. 25, 1950
603	Michael Cintron, Rutgers.....	Oct. 8, 2016
486	Tom Moore, Navy.....	Oct. 2, 1971
475	Jonny Linehan, BYU.....	Sept. 26, 2015
466	Steve Fitts, Illinois.....	Sept. 29, 2001
459	John Kidd, Northwestern.....	Oct. 15, 1983

Highest Average Yards Per Punt (Minimum 3 punts)

54.67	Johnny Townsend, Florida (6-328).....	Sept. 2, 2017
54.33	Bill Brown, Illinois (3-163).....	Nov. 8, 1958
53.33	Dan Stryzinski, Indiana (3-160).....	Oct. 24, 1987
53.25	Reggie Roby, Iowa (4-213).....	Oct. 16, 1982

Punt Returns

Most Returns

7	Carlyle Holiday, Notre Dame.....	Sept. 11, 2004
6	John Pingel, Michigan State.....	Oct. 1, 1938
6	Glen Davis, Army.....	Oct. 12, 1946
6	Benjamin Norman, Indiana.....	Oct. 19, 1968
6	Nathaniel Butler, Wisconsin.....	Nov. 1, 1969
6	William Anderson, Ohio State.....	Nov. 21, 1970
6	Gari Scott, Michigan State.....	Oct. 9, 1999

Most Yards Returned

166	Tom Campana, Ohio State.....	Nov. 20, 1971
139	Ryne Robinson, Miami (Ohio).....	Sept. 4, 2004
123	Ted Ginn, Ohio State.....	Nov. 20, 2004
108	Freddie Milons, Alabama.....	Jan. 1, 2000
106	Derrick Mason, Michigan State.....	Nov. 4, 1995
105	Ricky Watters, Notre Dame.....	Sept. 10, 1988

Highest Average Yards Per Return (Minimum 2 returns)

49.0	Robert Morse, Michigan State (2-98).....	Oct. 6, 1984
43.5	Danny Crooks, Wisconsin (2-87).....	Oct. 31, 1970
41.5	Kaelin Clay, Utah (2-83).....	Sept. 20, 2014

Kickoff Returns

Most Returns

8**	Rick Hoffman, Indiana.....	Oct. 30, 1971
8**	Craig Clemons, Iowa.....	Nov. 6, 1971
8**	Byron Sanders, Northwestern.....	Oct. 29, 1988
7	Clarence Self, Wisconsin.....	Nov. 15, 1947
7	Michael Senters, Northwestern.....	Nov. 9, 1991
7	Derrick Mason, Michigan State.....	Oct. 8, 1994
7	Ramonce Taylor, Texas (Rose).....	Jan. 1, 2005

Most Yards Returned

203**	Ron Engel, Minnesota.....	Oct. 27, 1951
201	Ramonce Taylor, Texas (Rose).....	Jan. 1, 2005
192	Raghib Ismail, Notre Dame.....	Sept. 16, 1989
188	Dervon Wallace, Western Michigan.....	Sept. 3, 2011
178	Clarence Self, Wisconsin.....	Nov. 15, 1947
178	John Lewis, Minnesota.....	Oct. 24, 1992

Highest Average Yardage Per Return (Minimum 2 returns)

64.0	Raghib Ismail, Notre Dame (3-192).....	Sept. 16, 1989
41.0	Tim Dwight, Iowa (2-82).....	Oct. 18, 1997
40.0	Clinton Lynch, Illinois (2-80).....	Oct. 23, 1993

Interceptions

Most Interceptions

4	John Miller, Michigan State.....	Oct. 10, 1987
3	Seven players LAST: Greg Yeldell, Indiana.....	Oct. 24, 1998

Most Yards Returned

100	Tyrrell Herbert, Toledo.....	Oct. 11, 2008
99	Bruce Sullivan, Illinois.....	Nov. 5, 1966
97	Eddie Tomlin, Maryland.....	Sept. 30, 1989
95	Devon Mitchell, Iowa.....	Oct. 20, 1984
94	Ricardo Allen, Purdue.....	Nov. 13, 2010
93	Robert Suci, Michigan State.....	Oct. 3, 1959

Total Returns

Most Returns

10	Craig Clemons, Iowa.....	Nov. 6, 1971
10	Ryne Robinson, Miami (Ohio).....	Sept. 4, 2004
9	Ramonce Taylor, Texas (Rose).....	Jan. 1, 2005
8	Glen Davis, Army.....	Oct. 12, 1946
8	Ron Carver, UCLA.....	Sept. 25, 1971
8	Jon Hoffman, Indiana.....	Oct. 30, 1971
8	Byron Sanders, Northwestern.....	Oct. 29, 1988
8	Chris Gaiters, Minnesota.....	Nov. 18, 1989
8	Ajamu Stoner, Indiana.....	Oct. 21, 1995

Most Yards Returned

249	Ryne Robinson, Miami (Ohio).....	Sept. 4, 2004
237	Janarion Grant, Rutgers.....	Nov. 7, 2015
203	Ron Engel, Minnesota.....	Oct. 27, 1951
202	Ramonce Taylor, Texas (Rose).....	Jan. 1, 2005
192	Raghib Ismail, Notre Dame.....	Sept. 16, 1989
179	Craig Clemons, Iowa.....	Nov. 6, 1971

Highest Average Yards Per Return (Minimum 3 returns)

64.0	Raghib Ismail, Notre Dame (3-192).....	Sept. 16, 1989
46.0	Danny Crooks, Wisconsin (3-138).....	Oct. 31, 1970
41.3	Bruce Sullivan, Illinois (3-124).....	Nov. 5, 1966

Defense (Since 1966)

Most Tackles

29	Chris Spielman, Ohio State.....	Nov. 22, 1986
27	John Voorhees, Northwestern.....	Sept. 11, 1971
26	Bob Golic, Notre Dame.....	Sept. 23, 1978

Most Tackles For Loss

5	Ryan Kerrigan, Purdue (17 yards).....	Nov. 13, 2010
5	Stephen Boyd, Boston College (22 yards).....	Sept. 3, 1994
4	John Tietz, Wisconsin (41 yards).....	Nov. 18, 1967
4	Mike Lettieri, Navy (20 yards).....	Oct. 5, 1968
4	Jim Schwantz, Purdue (35 yards).....	Nov. 4, 1989
4	Mel Agee, Illinois (10 yards).....	Nov. 10, 1990
4	Simeon Rice, Illinois (22 yards).....	Sept. 2, 1995
4	Jared DeVries, Iowa (22 yards).....	Oct. 18, 1997
4	Kenechi Udeze, Southern California (23 yards).....	Jan. 1, 2004
4	Brian Cushing, Southern California (19 yards).....	Jan. 1, 2007
4	Vernon Gholston, Ohio State (21 yards).....	Nov. 17, 2007
4	DeMarcus Walker, Florida State (10 yards).....	Dec. 30, 2016

Most Sacks (Since 1980)

4	Ryan Kerrigan, Purdue (15 yards).....	Nov. 13, 2010
3	Kevin Griffith, Notre Dame (16 yards).....	Sept. 18, 1982
3	Donald Jones, Washington (22 yards).....	Jan. 1, 1992
3	Jared DeVries, Iowa (20 yards).....	Oct. 18, 1997
3	Kenechi Udeze, Southern California (22 yards).....	Jan. 1, 2004
3	Vernon Gholston, Ohio State (20 yards).....	Nov. 17, 2007
3	Ryan Kerrigan, Purdue (21 yards).....	Nov. 1, 2008
3	Randy Gregory, Nebraska (14 yards).....	Nov. 9, 2013

Most Passes Broken Up

6	Dennis White, Northwestern.....	Nov. 2, 1968
6	David King, Auburn.....	Jan. 2, 1984
5	Will Poole, Southern California.....	Jan. 1, 2004
5	Walter Thurmond, Oregon.....	Sept. 8, 2007

Most Fumble Recoveries

2	10 players LAST: Stephen Boyd, Boston College.....	Sept. 3, 1994
---	--	---------------

MICHIGAN FOOTBALL

OPPONENT RECORDS

Scoring

Most Points Scored

30	Harold "Red" Grange, Illinois.....	Oct. 18, 1924
30	Mikel Leshoure, Illinois.....	Nov. 6, 2010
24	Robert Ferguson, Ohio State.....	Nov. 25, 1961
24	James Otis, Ohio State.....	Nov. 23, 1968
24	Vince Young, Texas (Rose).....	Jan. 1, 2005
24	Kory Sheets, Purdue.....	Nov. 1, 2008
24	Montee Ball, Wisconsin.....	Nov. 20, 2010
20	Sherman Lewis, Michigan State.....	Oct. 13, 1962

Most Touchdowns Scored

5	Harold "Red" Grange, Illinois.....	Oct. 18, 1924
5	Mikel Leshoure, Illinois.....	Nov. 6, 2010
4	Robert Ferguson, Ohio State.....	Nov. 25, 1961
4	James Otis, Ohio State.....	Nov. 23, 1968
4	Vince Young, Texas (Rose).....	Jan. 1, 2005
4	Kory Sheets, Purdue.....	Nov. 1, 2008
4	Montee Ball, Wisconsin.....	Nov. 20, 2010

Most Field Goals Scored

5	Kyle Bryant, Texas A&M.....	Dec. 28, 1995
4	Tom Klaban, Ohio State.....	Nov. 23, 1974
4	Chuck Male, Notre Dame.....	Sept. 15, 1979
4	John Carney, Notre Dame.....	Sept. 14, 1985
4	Rob Houghtlin, Iowa.....	Oct. 19, 1985
4	Reggie Ho, Notre Dame.....	Sept. 10, 1988
4	Sam Valenzisi, Northwestern.....	Oct. 7, 1995
4	Louie Sakoda, Utah.....	Aug. 30, 2008
4	Philip Welch, Wisconsin.....	Sept. 27, 2008
4	Kevin Kelly, Penn State.....	Oct. 18, 2008
4	Nick Freeland, Indiana.....	Sept. 26, 2009
4	Drew Basil, at Ohio State.....	Nov. 24, 2012
4	Jeff Budzien, at Northwestern.....	Nov. 16, 2013
4	Andy Phillips, Utah.....	Sept. 20, 2014
4	Ryan Santoso, at Minnesota.....	Oct. 31, 2015
4	Griffin Oakes, at Indiana.....	Nov. 14, 2015

Most Field Goals Attempted (Since 1964)

6	Kyle Bryant, Texas A&M (5-6).....	Dec. 28, 1995
5	Richard Kenney, Michigan State (2-5).....	Oct. 9, 1965
5	Paul Rogind, Minnesota (3-5).....	Oct. 22, 1977
5	Vlade Janakievski, Ohio State (2-5).....	Nov. 19, 1977
5	Rob Houghtlin, Iowa (4-5).....	Oct. 19, 1985
5	Philip Welch, Wisconsin (4-5).....	Sept. 27, 2008
5	Nick Freeland, Indiana (4-5).....	Sept. 26, 2009
5	Drew Basil, at Ohio State (4-5).....	Nov. 24, 2012
5	Sam Ficken at Penn State (3-5).....	Oct. 12, 2013
5	Andy Phillips, Utah (4-5).....	Sept. 20, 2014

Most Point-After-Touchdowns Scored

7	Derek DePasquale, vs. Mississippi State (7-7) (Gator).....	Jan. 1, 2011
6	Richard Van Raaphorst, Ohio State (6-6).....	Nov. 25, 1961
6	Alex Walls, vs. Tennessee (6-6) (Citrus).....	Jan. 1, 2002
6	Aaron Pettrey, Ohio State (6-6).....	Nov. 18, 2006
6	Carson Wiggs, Purdue (6-7).....	Nov. 1, 2008
6	Derek Dimke, Illinois (6-6).....	Nov. 6, 2010
6	Philip Welch, Wisconsin (6-6).....	Nov. 20, 2010
6	Sean Nuernberger, at Ohio State (6-6).....	Nov. 29, 2014
6	Sean Nuernberger, Ohio State (6-6).....	Nov. 28, 2015
6	Tyler Davis, Penn State (6-6).....	Oct. 21, 2017
5	Angelo Bertelli, Notre Dame (5-5).....	Oct. 9, 1943
5	James Roman, Ohio State (5-6).....	Nov. 23, 1968
5	Nathan Trout, Syracuse (5-5).....	Sept. 12, 1998
5	Neil Rackers, Illinois (5-5).....	Oct. 23, 1999
5	Dusty Mangum, vs. Texas (5-5) (Rose).....	Jan. 1, 2005
5	Mitch Ewald, Indiana (5-5).....	Oct. 2, 2010
5	Jeremy Shelley, Alabama (5-5).....	Sept. 1, 2012
5	Mitch Ewald, Indiana (5-5).....	Oct. 19, 2013
5	Michael Geiger, Michigan State (5-5).....	Oct. 25, 2014

Longest Plays

Scrimmage Run

100	C.W. Savage, Oberlin.....	Nov. 19, 1892
98	Darrell Thompson, Minnesota.....	Nov. 7, 1987
89	Dan Herron, Ohio State.....	Nov. 27, 2010
89	Eugene Ciolek, Michigan State.....	Oct. 2, 1937
87	Adrian Killins, UCF.....	Sept. 10, 2016
85	Ray Purdin, Northwestern.....	Oct. 17, 1959
85	Darius Willis, Indiana.....	Sept. 26, 2009
81	Tiki Barber, Virginia.....	Aug. 26, 1995
80	Laurence Maroney, Minnesota.....	Oct. 9, 2004
76	Jonathan Wells, Ohio State.....	Nov. 20, 1999

Passing Play

95	Dayne Crist to Kyle Rudolph, Notre Dame.....	Sept. 11, 2010
94	Marquel Fleetwood to John Lewis, Minnesota.....	Oct. 24, 1992
92	Deondre Francois to Nyqwan Murray, Florida State.....	Dec. 30, 2016
88	Ray Stephens to Charles Litten, Minnesota.....	Oct. 26, 1968
85	Dennis Dixon to Brian Paysinger, Oregon.....	Sept. 8, 2007
83	John Easterbrook to Richard Kreitling, Illinois.....	Nov. 8, 1958
81	Chris Relf to Ladarius Perkins, Mississippi State.....	Jan. 1, 2011
80	Lew Hamity to John Davenport, Chicago.....	Oct. 8, 1938
80	Joe Sparma to Bob Klein, Ohio State.....	Nov. 25, 1961
80	Mike Samuel to Chris Chambers, Wisconsin.....	Nov. 14, 1998
80	Pat Devlin to Stephfon Green, Penn State.....	Oct. 18, 2008
80	Gary Nova to Andrew Turzilli, at Rutgers.....	Oct. 4, 2014

Punt Return

90	Dean Look, Michigan State.....	Oct. 4, 1958
87	Danny Crooks, Wisconsin.....	Oct. 31, 1970
87	Bobby Morse, Michigan State.....	Oct. 6, 1984

Kickoff Return

99	Lynn Jordan, Wisconsin.....	Nov. 10, 1934
98	Janarion Grant, Rutgers.....	Nov. 7, 2015
97	Kevin Hicks, Washington State.....	Sept. 4, 1993
95	Harold "Red" Grange, Illinois.....	Oct. 18, 1924
95	Ron Engel, Minnesota.....	Oct. 27, 1951
92	Raghib Ismail, Notre Dame.....	Sept. 16, 1989

Interception Return

100	Tyrrell Herbert, Toledo.....	Oct. 11, 2008
98	Bruce Sullivan, Illinois.....	Nov. 5, 1966
97	Eddie Tomlin, Maryland.....	Sept. 30, 1989
94	Ricardo Allen, Purdue.....	Nov. 13, 2010
93	Bob Suci, Michigan State.....	Oct. 3, 1959
91	Kraig Loftquist, Minnesota.....	Oct. 24, 1964

Field Goal

57	Morten Anderson, Michigan State.....	Oct. 11, 1980
56	Tom Nichol, Iowa.....	Oct. 22, 1983
55	Rigoberto Sanchez, Hawaii.....	Sept. 3, 2016
55	Scott Bonnell, Indiana.....	Oct. 28, 1989
54	Chad Seitz, Miami (Ohio).....	Sept. 30, 1995
53	Pete Stoyanovich, Indiana.....	Oct. 22, 1988

Punt

86	Greg Montgomery, Michigan State.....	Oct. 11, 1986
78	Howard Wedebrook, Ohio State.....	Nov. 21, 1936
75	Bruce Barnes, UCLA.....	Sept. 23, 1972
75	Greg Montgomery, Michigan State.....	Oct. 12, 1985

** Denotes Big Ten Conference Record

MICHIGAN FOOTBALL

U-M ANNUAL TEAM STATISTICS

Year	TOTAL OFFENSE				RUSHING				PASSING					SCORING						
	G	Plays	Yards	YPG	Att.	Yds.	TDs	YPG	Att.	Cmp.	Int.	Pct.	Yds.	TDs	YPG	1st Downs	Pts.	Avg.	Pen.	Yds.
2017	13	875	4536	348.9	529	2310	26	177.7	346	185	10	.535	2226	9	171.2	227	328	25.2	86	743
2016	13	944	5524	424.9	574	2768	41	212.9	370	228	7	.616	2756	20	212.0	283	524	40.3	63	593
2015	13	906	5147	395.9	491	2057	27	158.2	415	258	10	.622	3090	21	237.7	265	408	31.4	87	778
2014	12	751	3996	333.0	425	1954	17	162.8	326	189	18	.580	2042	10	170.2	222	251	20.9	42	381
2013	13	893	4855	373.5	498	1634	27	125.7	395	237	13	.600	3221	21	247.8	266	419	32.2	54	448
2012	13	820	4980	383.1	502	2389	27	183.8	318	169	19	.531	2591	20	199.3	249	388	29.8	62	628
2011	13	844	5261	404.7	560	2884	31	221.8	284	155	16	.546	2377	22	182.8	270	433	33.3	53	458
2010	13	941	6353	488.7	556	3101	35	238.5	385	243	15	.631	3252	23	250.2	299	426	32.8	60	597
2009	12	823	4614	384.5	494	2234	27	186.2	329	189	15	.574	2380	15	198.3	235	354	29.5	58	517
2008	12	791	3489	290.8	453	1771	17	147.6	228	165	12	.488	1718	11	143.2	186	243	20.2	57	500
2007	13	963	5006	385.1	540	2144	20	164.9	423	225	14	.532	2862	25	220.2	279	354	27.2	66	580
2006	13	866	4820	370.8	535	2282	21	175.5	331	206	8	.622	2538	22	195.2	251	380	29.2	62	570
2005	12	908	4611	384.2	499	1939	16	161.6	409	238	8	.582	2672	23	222.7	259	345	28.8	48	382
2004	12	896	4638	386.5	481	1843	15	153.6	415	248	12	.598	2795	25	232.9	250	370	30.8	62	547
2003	13	1014	5807	446.7	538	2287	29	175.9	476	284	10	.507	3520	26	270.8	311	460	35.4	64	517
2002	13	977	4955	381.2	505	1929	25	148.4	472	259	7	.549	3026	21	232.8	261	361	27.8	65	498
2001	12	883	4311	359.2	480	1716	18	143.0	403	216	14	.536	2595	20	216.2	228	320	26.7	65	484
2000	12	863	5353	446.1	542	2581	25	215.1	321	190	5	.592	2772	26	231.0	265	404	33.7	64	555
1999	12	899	4639	386.6	462	1462	21	121.8	437	264	8	.604	3177	23	264.8	256	361	30.1	82	653
1998	13	929	4951	380.8	526	2020	21	155.4	403	238	14	.591	2931	18	225.5	238	359	27.6	95	770
1997	12	888	4652	387.7	558	2188	20	182.3	330	209	6	.633	2464	17	205.3	253	322	26.8	83	683
1996	12	850	4583	381.9	512	2015	17	167.9	338	188	12	.556	2568	15	214.0	227	277	23.1	70	558
1995	13	961	5140	395.4	600	2621	21	201.6	361	190	15	.526	2519	16	193.8	267	338	26.0	81	686
1994	12	801	4988	415.7	505	2460	22	205.0	296	188	11	.635	2528	13	210.7	245	330	27.5	91	792
1993	12	834	4856	404.7	526	2260	25	188.3	308	195	7	.633	2596	17	216.3	248	342	28.5	65	578
1992	12	872	5603	466.9	567	3217	31	268.1	305	199	15	.652	2386	25	198.8	269	431	35.9	71	682
1991	12	830	5036	419.7	543	2781	27	231.8	287	176	7	.648	2255	25	187.9	254	420	35.0	52	442
1990	12	863	5190	432.5	585	3175	23	264.6	278	163	11	.586	2015	22	167.9	267	389	32.4	56	481
1989	12	770	4432	369.3	525	2499	22	208.3	245	149	9	.608	1933	19	161.1	231	335	27.9	59	493
1988	12	848	4862	405.2	633	3031	32	252.6	215	130	2	.605	1831	12	152.6	245	361	30.1	68	577
1987	12	804	4569	380.8	604	3162	30	263.5	200	93	18	.465	1407	12	117.3	236	331	27.6	45	355
1986	13	925	5396	415.1	641	2599	36	199.9	284	182	12	.641	2797	10	215.2	286	379	29.2	87	740
1985	12	833	4652	387.7	590	2536	19	211.3	243	151	6	.621	2116	18	176.3	244	342	28.5	70	585
1984	12	842	3701	308.4	585	2083	14	173.5	257	141	15	.549	1618	11	134.8	213	214	17.8	58	472
1983	12	880	4724	393.7	645	3160	29	263.3	235	121	10	.515	1564	14	130.3	266	355	29.6	56	463
1982	12	845	4749	395.8	578	2801	25	233.4	267	138	16	.517	1948	17	162.3	259	345	28.8	43	331
1981	12	845	5044	420.3	626	3293	31	274.4	219	101	11	.461	1751	16	145.9	259	355	29.6	74	676
1980	12	911	4707	392.3	674	3023	24	251.9	237	127	10	.536	1684	18	140.3	260	322	26.8	50	445
1979	12	877	4921	410.1	645	2885	29	240.9	232	128	14	.552	2036	13	169.7	227	312	26.0	47	460
1978	12	912	4649	387.4	734	3251	31	270.9	178	86	6	.483	1398	19	116.5	261	372	31.0	44	431
1977	12	843	4364	363.7	664	2986	30	248.8	179	92	10	.514	1378	16	114.8	226	353	29.4	50	443
1976	12	817	5160	430.0	706	4144	43	345.3	111	54	8	.486	1016	13	84.7	264	432	36.0	30	307
1975	12	863	4672	389.3	738	3848	35	320.7	125	41	15	.328	824	5	68.7	242	324	27.0	31	319
1974	11	812	4409	400.8	686	3372	30	306.5	126	63	5	.500	1037	10	94.3	245	324	29.5	38	384
1973	11	800	3915	355.9	695	3208	37	291.6	105	50	9	.476	707	5	64.3	211	330	30.0	58	560
1972	11	803	3714	337.6	668	2845	25	258.6	135	63	4	.467	869	6	79.0	219	264	24.0	51	513
1971	12	967	4687	390.6	842	3978	47	331.5	125	50	7	.400	709	5	59.1	271	421	35.1	54	613
1970	10	795	3730	373.0	597	2508	32	250.8	198	90	6	.455	1222	8	122.2	203	288	28.8	45	484
1969	11	918	4492	408.4	673	2938	26	267.1	245	119	7	.486	1554	8	141.3	242	352	32.0	68	636
1968	10	794	3953	395.3	539	2270	27	227.0	255	119	13	.467	1683	13	168.3	214	217	21.7	59	562
1967	10	732	2937	293.7	488	1635	16	163.5	244	120	13	.492	1302	13	130.2	168	144	14.4	40	443
1966	10	698	3527	352.7	467	1845	18	184.5	232	121	7	.522	1682	16	168.2	186	236	23.6	52	603
1965	10	731	3360	336.0	531	2023	20	202.3	200	94	10	.470	1337	13	133.7	196	185	18.5	52	446
1964	10	651	3040	304.0	518	2143	14	214.3	142	67	6	.472	897	8	89.7	175	201	20.1	47	446
1963	9	546	2143	238.1	392	1180	13	131.1	154	75	9	.488	963	10	107.0	130	131	14.6	39	324
1962	9	552	1602	178.0	400	891	9	99.0	152	64	11	.421	711	7	79.0	98	70	7.8	53	477
1961	9	539	2556	284.0	427	1841	20	204.6	112	54	5	.482	715	7	79.4	135	212	23.6	41	401
1960	9	605	2520	280.0	456	1642	18	182.4	149	63	11	.423	878	9	97.6	145	133	14.8	35	348
1959	9	589	2079	231.0	441	1278	14	142.0	148	67	21	.453	801	8	89.0	127	122	13.6	29	254
1958	9	607	2461	273.4	431	1253	13	139.2	176	93	13	.528	1208	13	134.2	143	132	14.7	35	337
1957	9	628	2781	309.0	482	1772	17	196.9	146	72	12	.493	1009	11	112.1	149	187	20.8	36	336
1956	9	599	2975	330.6	471	1943	16	215.9	128	66	8	.516	1032	11	114.7	160	233	25.9	46	420
1955	9	508	2131	236.8	393	1359	15	151.0	115	44	12	.383	772	8	85.8	107	179	19.9	54	499
1954	9	588	2303	255.9	452	1414	15	157.1	136	54	18	.397	889	9	98.8	123	139	15.4	46	329
1953	9	570	2626	291.8	401	1578	17	175.3	169	73	21	.432	1048	11	116.4	129	163	18.1	41	422
1952	9	650	3098	344.2	462	1852	20	205.8	188	93	11	.495	1246	13	138.4	143	207	23.0	52	501
1951	9	600	2117	235.2	454	1226	13	136.2	146	58	17	.397	891	9	99.0	117	135	12.3	45	368
1950	10	582	2245	224.5	398	1265	12													

MICHIGAN FOOTBALL

OPPONENT ANNUAL TEAM STATS

Year	TOTAL OFFENSE				RUSHING				PASSING						SCORING					
	G	Plays	Yards	YPG	Att.	Yds.	TDs	YPG	Att.	Cmp.	Int.	Pct.	Yds.	TDs	YPG	1st Downs	Pts.	Avg.	Pen.	Yds.
2017	13	779	3523	271.0	451	1572	16	120.9	328	160	10	48.8	1915	11	150.1	179	245	18.8	70	599
2016	13	809	3403	261.8	481	1550	9	119.2	328	143	13	43.6	1853	11	142.5	186	183	14.1	70	544
2015	13	818	3649	280.7	437	1589	12	122.2	381	181	10	47.5	2060	8	158.5	217	213	16.4	74	668
2014	12	783	3736	311.3	440	1412	13	117.7	343	205	5	.600	2324	14	193.7	199	269	22.4	72	589
2013	13	912	4829	371.5	478	1822	14	140.2	434	243	17	.560	3007	23	231.3	255	349	26.8	62	522
2012	13	844	4160	320.0	514	1957	9	150.5	330	198	7	.600	2203	16	169.5	237	258	19.8	84	719
2011	13	803	4188	322.2	429	1712	14	131.7	374	221	9	.591	2476	12	190.5	224	226	17.2	92	802
2010	13	963	5860	450.8	554	2456	34	188.9	409	261	12	63.8	3404	21	261.8	292	458	35.2	57	504
2009	12	838	4720	393.3	474	2063	20	171.9	364	219	11	.602	2657	18	221.4	233	330	27.5	69	578
2008	12	836	4403	366.9	462	1643	21	136.9	374	216	9	.578	2760	19	230.0	204	347	28.9	65	570
2007	13	898	4364	335.7	505	2039	17	156.8	393	217	14	.552	2325	14	178.8	228	278	21.4	75	632
2006	13	789	3488	268.3	301	564	5	43.4	488	262	12	.537	2924	19	224.9	188	207	15.9	63	501
2005	12	821	4142	345.2	430	1648	12	137.3	391	223	12	.570	2494	14	207.8	223	244	20.3	75	628
2004	12	811	4035	336.2	440	1600	19	133.3	371	207	16	.558	2435	14	202.9	204	279	23.2	79	583
2003	13	844	3863	297.2	434	1516	14	116.6	410	221	14	.539	2347	9	180.5	200	219	16.8	74	645
2002	13	905	4520	347.7	465	1601	16	123.2	440	236	16	.536	2919	17	224.5	239	265	20.4	76	596
2001	12	847	3821	318.4	428	1069	12	89.1	419	231	11	.551	2752	13	229.3	192	237	19.8	89	754
2000	12	882	4679	389.9	460	1765	12	147.1	422	247	16	.585	2914	16	242.8	247	229	19.1	70	601
1999	12	795	3996	333.0	439	1450	10	120.8	356	184	10	.519	2546	18	212.2	196	247	20.6	106	870
1998	13	886	3939	303.0	515	1583	11	121.8	371	185	19	.499	2356	15	181.2	197	235	18.1	74	679
1997	12	723	2674	222.8	396	1068	7	89.0	327	162	23	.495	1606	5	133.8	142	114	9.5	77	646
1996	12	844	3557	296.4	455	1375	10	114.6	389	214	14	.550	2182	5	181.8	204	184	15.3	71	586
1995	13	880	3702	284.8	464	1211	13	93.2	416	234	15	.563	2491	9	191.6	204	223	17.2	82	670
1994	12	831	4344	362.0	442	1490	10	124.2	389	234	8	.602	2854	23	237.8	243	268	22.3	88	755
1993	12	816	3868	322.3	415	1296	6	108.0	401	230	17	.574	2572	11	214.3	230	160	13.3	73	611
1992	12	807	3664	305.3	412	1090	8	90.8	395	228	13	.577	2574	11	214.5	207	171	14.3	68	557
1991	12	847	3949	329.1	440	1265	8	105.4	407	234	16	.575	2684	17	233.7	222	203	16.9	59	474
1990	12	816	3863	321.9	420	1256	15	104.7	396	243	24	.614	2607	10	217.3	229	198	16.5	65	512
1989	12	824	3633	302.8	477	1319	9	109.9	347	214	17	.617	2314	12	192.8	222	184	15.3	59	542
1988	12	739	3506	292.2	435	1556	11	129.7	304	172	16	.566	1950	6	162.5	189	167	13.9	65	552
1987	12	796	3601	300.1	504	1602	12	133.5	292	167	12	.572	1999	9	166.6	201	172	14.3	64	521
1986	13	845	3902	300.2	444	1540	10	118.5	401	219	15	.546	2362	12	181.7	232	203	15.6	82	667
1985	12	763	3160	263.3	445	1439	4	119.1	318	166	21	.522	1721	4	143.4	178	98	8.1	52	523
1984	12	808	4118	343.2	466	1742	16	145.1	342	214	20	.626	2376	8	198.0	235	200	16.6	63	497
1983	12	756	3259	271.6	427	1352	5	112.7	329	179	19	.544	1907	12	158.9	190	160	13.3	50	404
1982	12	931	4401	366.8	452	1344	15	112.0	479	295	12	.616	3057	9	254.8	266	204	17.0	64	655
1981	12	819	3879	323.3	468	1537	9	128.1	351	187	21	.533	2342	10	195.2	219	162	13.5	47	446
1980	12	780	3333	277.8	450	1399	11	116.6	330	171	20	.518	1934	16	161.2	199	129	10.8	62	574
1979	12	804	3117	259.8	494	1261	10	105.1	310	170	13	.548	1856	15	154.7	180	151	12.6	41	430
1978	12	728	2529	210.8	480	1374	11	114.5	249	118	12	.474	1135	9	96.3	159	105	8.8	39	392
1977	12	780	3012	251.0	536	1451	10	120.9	245	134	15	.547	1561	13	130.1	170	124	10.3	36	341
1976	12	796	3047	253.9	512	1454	12	121.2	284	155	23	.546	1593	13	132.8	177	95	7.9	44	357
1975	12	783	2996	249.7	549	1605	13	133.8	234	113	10	.483	1391	11	115.9	175	130	10.8	42	410
1974	11	659	2353	213.9	438	1163	10	105.7	221	106	14	.479	1190	10	108.2	144	65	5.9	43	365
1973	11	661	2396	217.8	444	1075	9	97.7	217	111	14	.512	1321	12	120.1	134	68	6.2	34	295
1972	11	680	2372	215.6	480	1440	10	130.9	200	82	17	.410	932	8	84.7	142	57	5.2	49	427
1971	12	699	2360	196.7	441	789	6	65.8	258	128	15	.496	1571	13	130.9	146	83	6.9	43	365
1970	10	663	2478	247.8	416	1051	10	105.1	247	121	20	.490	1427	17	142.7	130	90	9.0	48	441
1969	11	763	3351	304.6	489	1851	14	168.3	274	130	24	.474	1500	13	136.4	185	148	13.5	43	374
1968	10	795	3252	325.2	546	1993	19	199.3	249	96	25	.386	1270	12	127.0	201	155	15.5	35	383
1967	10	690	2961	296.1	516	1808	18	180.8	174	74	14	.425	1153	13	115.3	167	179	17.9	43	388
1966	10	685	2549	254.9	489	1596	15	159.6	196	82	9	.418	953	9	95.3	165	138	13.8	36	437
1965	10	666	2760	276.0	440	1436	14	143.6	226	118	14	.522	1324	13	132.4	161	161	16.1	54	562
1964	10	551	2082	208.2	326	781	7	78.1	252	118	14	.468	1301	13	130.1	133	76	7.6	39	327
1963	9	584	2642	293.6	408	1251	13	139.0	176	98	9	.557	1391	15	154.6	149	127	14.1	37	372
1962	9	598	2748	305.3	440	1839	20	204.3	159	75	13	.472	909	10	101.0	152	214	23.8	46	375
1961	9	565	2326	258.4	404	1225	13	136.1	161	80	7	.496	1101	12	122.3	131	163	18.1	32	284
1960	9	524	1968	218.7	373	1238	13	137.6	151	63	13	.417	730	8	81.1	106	84	9.3	34	249
1959	9	579	2520	280.0	457	1634	18	181.6	122	57	14	.467	886	9	98.4	129	161	17.9	31	324
1958	9	547	2642	293.6	451	1835	20	203.9	96	43	7	.448	807	8	89.7	135	211	23.4	54	416
1957	9	576	2560	284.4	458	1879	20	208.8	118	51	12	.432	681	7	75.7	132	147	16.3	44	432
1956	9	533	2208	245.3	433	1629	18	181.0	100	39	9	.390	579	6	64.3	124	123	13.7	34	310
1955	9	556	1998	222.0	470	1596	17	177.3	86	28	10	.326	402	4	44.7	107	94	10.4	53	506
1954	9	544	2170	241.1	380	1427	15	158.6	164	68	8	.414	743	8	82.6	110	87	9.7	35	337
1953	9	570	2230	247.8	416	1488	16	165.3	164	68	19	.414	742	8	82.4	118	101	11.2	55	599
1952	9	594	2381	264.6	375	1149	12	127.7	219	109	23	.498	1232	13	136.9	108	134	14.9	51	503
1951	9	660	2621	291.2	492	1590	17	176.7	168	76	21	.452	1031	11	114.6	139	122	13.6	43	380
1950	10	590	2028	202.8	439	1278	12	127.8	151	56	16	.37								

MICHIGAN FOOTBALL

LONGEST PLAYS FROM SCRIMMAGE

Scrimmage Run

92	Butch Woolfolk vs. Wisconsin (TD).....	1979
91	Tony Boles vs. Indiana (TD).....	1989
90	Carlos Brown vs. Eastern Michigan (TD).....	2009
89	Butch Woolfolk at Wisconsin (TD).....	1981
88	Tyrone Wheatley vs. Washington (TD).....	1993
87	Denard Robinson at Notre Dame (TD).....	2010
86	Tom Harmon at California (TD).....	1940
86	Chris Howard vs. Minnesota (TD).....	1996
85	Bill Culligan vs. Wisconsin (TD).....	1944
85	Russell Davis vs. Stanford (TD).....	1976
85	Carlos Brown vs. Minnesota (TD).....	2007
84	Mel Anthony vs. Oregon State (TD).....	1965
84	Billy Taylor at Illinois (TD).....	1969
82	Tyrone Wheatley vs. Iowa (TD).....	1992
81	Tony Boles at Wisconsin (TD).....	1988
80	Glenn Doughty vs. Vanderbilt (TD).....	1969
80	Anthony Thomas at Hawaii (TD).....	1998
79	Denard Robinson vs. Air Force (TD).....	2012
77	Jim Smith vs. Indiana (TD).....	1975
77	Jamie Morris vs. Alabama (TD).....	1988
77	Karan Higdon vs. Minnesota (TD).....	2017
76	Ty Isaac vs. UNLV (TD).....	2015
75	William Heston at Wisconsin (TD).....	1904
75	Rob Lytle vs. Michigan State (TD).....	1976
75	Steve Smith at Minnesota (TD).....	1983
74	B.J. Dickey vs. Wisconsin.....	1977
74	Jamie Morris vs. Northwestern (TD).....	1987
74	Tyrone Wheatley vs. Northwestern (TD).....	1991

Passing Play

97	Ryan Mallett – Mario Manningham at Wisconsin (TD).....	2007
90	Todd Collins – Derrick Alexander vs. Illinois (TD).....	1993
84	Devin Gardner – Jeremy Gallon vs. Ohio State.....	2013
83	Rick Leach – Jim Smith vs. Purdue (TD).....	1975
81	Drew Henson – Marcus Knight at Michigan State (TD).....	1999
77	Jim Harbaugh – John Kolesar vs. Ohio State (TD).....	1985
77	John Navarre -- Tyrece Butler at Iowa.....	2001
77	Denard Robinson -- Junior Hemingway vs. Notre Dame.....	2011
76	Rick Leach – Curt Stephenson vs. Washington (TD).....	1978
76	Tom Brady – Tai Streets at Minnesota (TD).....	1998
75	Brian Griese – Amani Toomer vs. Minnesota (TD).....	1995
75	Drew Henson – Marquise Walker vs. Indiana.....	2000
75	Devin Gardner -- Roy Roundtree at Ohio State (TD).....	2012
72	Dave Glinka – Ben McRae vs. Purdue (TD).....	1961
71	Ted Topor – Lowell Perry vs. Minnesota (TD).....	1951
71	John Wangler – Doug Marsh vs. Wisconsin (TD).....	1979
71	Steve Smith – Anthony Carter vs. Notre Dame (TD).....	1981
71	John Navarre -- Jason Avant at Iowa.....	2003
71	Denard Robinson -- Jeremy Gallon vs. Alabama.....	2012
71	Denard Robinson -- Jeremy Gallon vs. Illinois (TD).....	2012
70	Bob Chappuis – Bob Mann vs. Pittsburgh (TD).....	1947
70	Terry Barr – Ron Kramer vs. UCLA (TD).....	1956
70	Don Moorhead – Paul Staroba at Wisconsin.....	1970
70	Drew Henson – Anthony Thomas at Ohio State (TD).....	2000
70	Devin Gardner - Jeremy Gallon vs. Indiana.....	2013
70	Devin Gardner - Jeremy Gallon vs. Indiana.....	2013

Field Goal

57	Hayden Epstein at Michigan State.....	2001
56	Hayden Epstein at Michigan State.....	1999
56	Mike Gillette at Ohio State.....	1988
55	Quinn Nordin vs. Florida.....	2017
55	J.E. Duffy vs. Cornell.....	1891
53	Mike Gillette vs. Iowa.....	1986
52	Bob Bergeron vs. Washington.....	1984
52	Mike Gillette vs. Illinois.....	1986
52	Brendan Gibbons at Nebraska.....	2012
52	Matt Wile vs. South Carolina (Outback).....	2012
51	Mike Lantry vs. Stanford.....	1973
51	Bob Wood vs. Navy.....	1976
51	Bob Bergeron at Minnesota.....	1983
51	J.D. Carlson vs. Illinois.....	1990
51	Jay Feely vs. Baylor.....	1997
51	Jay Feely vs. Michigan State.....	1998
51	Hayden Epstein at Iowa.....	2001
51	Jason Olesnavage vs. Purdue.....	2009
51	Kenny Allen at Iowa.....	2016

Punt

82	Monte Robbins at Hawaii.....	1986
80	Blake O'Neill vs. Michigan State.....	2015
79	Pete Drehmann vs. Indiana.....	1967
78	Monte Robbins vs. Michigan State.....	1984
76	Elroy Hirsch at Northwestern.....	1943

Interception Return

95	Tom Harmon vs. Iowa (TD).....	1939
94	Brandon Herron vs. Western Michigan (TD).....	2011
92	Ken Tureaud vs. UCLA (TD).....	1961
92	Thom Darden vs. UCLA (TD).....	1971
88	Ernest Shazor vs. Miami (Ohio) (TD).....	2004
82*	Bob Wiese – Bump Elliott vs. Northwestern (TD) * Lateral... ..	1946

Kickoff Return

100	Seth Smith vs. Wisconsin (TD).....	1994
99	Dennis Fitzgerald at Michigan State (TD).....	1960
99	Tyrone Wheatley vs. Houston (TD).....	1992
97	Grant Mason at Indiana.....	2004
96	Jehu Chesson vs. Northwestern (TD).....	2015
95	John Garrells vs. Illinois (TD).....	1906
95	Desmond Howard vs. Michigan State (TD).....	1990
95	Steve Breaston vs. Minnesota (TD).....	2005
94	Tom Harmon at California (TD).....	1940
93	Desmond Howard at Boston College (TD).....	1991

Punt Return

93	Desmond Howard vs. Ohio State (TD).....	1991
88	Dave Brown vs. Colorado (TD).....	1974
84	Gilvanni Johnson at Minnesota (TD).....	1985
83	Darrell Harper at Minnesota (TD).....	1959
83	Dave Brown vs. Navy (TD).....	1972
83	Gil Chapman vs. Oregon (TD).....	1973
82	Terry Barr vs. Army (TD).....	1955
80	Paul Kromer at Ohio State (TD).....	1940
80	Bob Chappuis vs. Pittsburgh (TD).....	1947
80	Derrick Alexander vs. Michigan State (TD).....	1992
79	Derrick Alexander vs. North Carolina State (TD).....	1994
79	Donovan Peoples-Jones vs. Air Force (TD).....	2017
78	Gene Derricotte vs. Pittsburgh (TD).....	1947
78	Anthony Carter vs. Northwestern (TD).....	1979
78	Charles Woodson vs. Ohio State (TD).....	1997

MICHIGAN FOOTBALL

LONGEST PLAYS OF THE YEAR SINCE 1968

Rushing

Year	Long	Player, Game	Date
2017	77	Karan Higdon vs. Minnesota (TD)	Nov. 4, 2017
2016	63	Jabrill Peppers at Rutgers	Oct. 8, 2016
2015	76	Ty Isaac vs. UNLV (TD)	Sept. 19, 2015
2014	62	Derrick Green vs. Appalachian State	Aug. 30, 2014
2013	40	Shane Morris vs. Kansas State (Buffalo Wild Wings)	Dec. 28, 2013
2012	79	Denard Robinson vs. Air Force (TD)	Sept. 8, 2012
2011	65	Fitzgerald Toussaint at Illinois	Nov. 12, 2011
2010	87	Denard Robinson at Notre Dame (TD)	Sept. 11, 2010
2009	90	Carlos Brown vs. Eastern Michigan (TD)	Sept. 19, 2009
2008	58	Steven Threat vs. Wisconsin	Sept. 27, 2008
2007	85	Carlos Brown vs. Minnesota (TD)	Oct. 27, 2007
2006	54	Mike Hart at Minnesota	Sept. 30, 2006
2005	64	Mike Hart at Michigan State	Oct. 1, 2005
2004	46	David Underwood vs. Northwestern	Nov. 13, 2004
2003	63	Chris Perry vs. Central Michigan	Aug. 30, 2003
2002	59	B.J. Askew at Minnesota (TD)	Nov. 9, 2002
2001	30	B.J. Askew vs. Miami (Ohio)	Sept. 1, 2001
	30	B.J. Askew vs. Western Michigan	Sept. 22, 2001
	30	Chris Perry vs. Ohio State	Nov. 24, 2001
2000	68	Anthony Thomas at UCLA (TD)	Sept. 16, 2000
1999	60	Anthony Thomas vs. Northwestern (TD)	Nov. 6, 1999
1998	80	Anthony Thomas at Hawaii (TD)	Nov. 28, 1998
1997	58	Anthony Thomas vs. Iowa	Oct. 18, 1997
1996	86	Chris Howard at Minnesota (TD)	Oct. 26, 1996
1995	60	Tshimanga Biakabutuka vs. Minnesota	Oct. 28, 1995
1994	67	Tyrone Wheatley vs. Penn State (TD)	Oct. 15, 1994
1993	59	Tyrone Wheatley vs. Washington State (TD)	Sept. 4, 1993
1992	88	Tyrone Wheatley vs. Washington (TD) (Rose)	Jan. 1, 1992
1991	74	Tyrone Wheatley vs. Northwestern (TD)	Nov. 9, 1991
1990	63	Jon Vaughn vs. UCLA (TD)	Sept. 22, 1990
1989	91	Tony Boles vs. Indiana (TD)	Oct. 28, 1989
1988	81	Tony Boles at Wisconsin (TD)	Oct. 1, 1988
1987	77	Jamie Morris vs. Alabama (TD) (Hall of Fame)	Jan. 2, 1988
1986	55	Robert Perryman at Hawaii (TD)	Dec. 6, 1986
1985	65	Phil Webb vs. Purdue (TD)	Nov. 9, 1985
1984	68	Jamie Morris vs. Minnesota	Nov. 10, 1984
1983	75	Steve Smith at Minnesota (TD)	Nov. 12, 1983
1982	52	Larry Ricks vs. Purdue	Nov. 13, 1982
1981	89	Butch Woolfolk at Wisconsin (TD)	Sept. 12, 1981
1980	64	Butch Woolfolk at Indiana (TD)	Nov. 1, 1980
1979	92	Butch Woolfolk vs. Wisconsin (TD)	Nov. 3, 1979
1978	45	Rick Leach vs. Illinois	Sept. 16, 1978
1977	74	B.J. Dickey vs. Wisconsin	Oct. 15, 1977
1976	85	Russell Davis vs. Stanford (TD)	Sept. 11, 1976
1975	77	Jim Smith vs. Indiana (TD)	Nov. 8, 1975
1974	49	Mark Elzinga vs. Minnesota (TD)	Oct. 26, 1974
1973	71	Chuck Heater vs. Indiana (TD)	Nov. 3, 1973
1972	58	Gil Chapman vs. Michigan State (TD)	Oct. 14, 1972
1971	66	Bill Taylor vs. Indiana (TD)	Oct. 30, 1971
1970	53	Glenn Doughty vs. Michigan State	Oct. 17, 1970
1969	84	Bill Taylor at Illinois (TD)	Nov. 8, 1969
1968	67	Ron Johnson vs. Wisconsin (TD)	Nov. 16, 1968

Passing

Year	Long	Player, Game	Date
2017	48	Wilton Speight to Nick Eubanks vs. Florida	Sept. 2, 2017
	48	Brandon PETERES to Donovan Peoples-Jones at Wisconsin	Nov. 18, 2017
2016	56	Wilton Speight to Chris Evans vs. Maryland	Nov. 5, 2016
2015	64	Jake Rudock to Jehu Chesson at Indiana (TD)	Nov. 7, 2015
2014	45	Devin Gardner to Devin Funchess at Ohio State	Nov. 29, 2014
2013	84	Devin Gardner to Jeremy Gallon vs. Ohio State	Nov. 30, 2013
2012	75	Devin Gardner to Roy Roundtree at Ohio State (TD)	Nov. 24, 2012
2011	77	Denard Robinson to Junior Hemingway vs. Notre Dame	Sept. 10, 2011
2010	75	Denard Robinson to Roy Roundtree vs. Illinois (TD)	Nov. 6, 2010
	75	Denard Robinson to Roy Roundtree vs. Illinois	Nov. 6, 2010
2009	76	Tate Forcier to Roy Roundtree at Illinois	Oct. 31, 2009
2008	51	Steven Threat to Darryl Stonum at Purdue (TD)	Nov. 1, 2008
2007	97	Ryan Mallett to Mario Manningham at Wisconsin (TD)	Nov. 10, 2007
2006	69	Chad Henne to Mario Manningham at Notre Dame (TD)	Sept. 16, 2006
2005	54	Chad Henne to Jason Avant vs. Notre Dame	Sept. 10, 2005
2004	69	Chad Henne to Braylon Edwards at Indiana (TD)	Oct. 2, 2004
2003	71	John Navarre to Jason Avant at Iowa	Oct. 4, 2003
2002	49	John Navarre to Braylon Edwards vs. Florida (Outback)	Jan. 1, 2003
2001	77	John Navarre to Tyrece Butler at Iowa	Oct. 27, 2001
2000	75	Drew Henson to Marquise Walker vs. Indiana	Oct. 14, 2000
1999	81	Drew Henson to Marcus Knight at Michigan State (TD)	Oct. 9, 1999
1998	76	Tom Brady to Tai Streets at Minnesota (TD)	Oct. 31, 1998
1997	58	Brian Griese to Tai Streets vs. Washington State (TD) (Rose)	Jan. 1, 1998
1996	69	Brian Griese to Tai Streets at Ohio State (TD)	Nov. 23, 1996
1995	75	Brian Griese to Amani Toomer vs. Minnesota (TD)	Oct. 28, 1995
1994	65	Todd Collins to Amani Toomer vs. Colorado (TD)	Sept. 24, 1994
1993	90	Todd Collins to Derrick Alexander vs. Illinois (TD)	Oct. 23, 1993
1992	65	Elvis Grbac to Amani Toomer at Northwestern	Nov. 7, 1992
1991	65	Elvis Grbac to Desmond Howard at Minnesota (TD)	Oct. 25, 1991
1990	63	Elvis Grbac to Desmond Howard vs. Mississippi (TD) (Gator)	Jan. 1, 1991
1989	49	Michael Taylor to Greg McMurtry at Minnesota (TD)	Nov. 18, 1989
1988	57	Demetrius Brown to Greg McMurtry at Ohio State (TD)	Nov. 19, 1988
1987	62	Demetrius Brown to Greg McMurtry at Minnesota (TD)	Nov. 7, 1987
1986	62	Jim Harbaugh to Greg McMurtry at Wisconsin	Oct. 4, 1986
1985	77	Jim Harbaugh to John Kolesar vs. Ohio State (TD)	Nov. 23, 1985
1984	67	Vince Bean to Paul Jokisch vs. Minnesota (TD)	Nov. 10, 1984
1983	67	Steve Smith to Triando Markray vs. Ohio State (TD)	Nov. 19, 1983
1982	62	Steve Smith to Anthony Carter vs. Purdue (TD)	Nov. 13, 1982
1981	71	Steve Smith to Anthony Carter vs. Notre Dame (TD)	Sept. 19, 1981
1980	55	John Wangler to Craig Dunaway vs. Michigan State	Oct. 11, 1980
1979	71	John Wangler to Doug Marsh vs. Wisconsin (TD)	Nov. 3, 1979
1978	65	Rick Leach to Ralph Clayton at Wisconsin (TD)	Oct. 21, 1978
1977	76	Rick Leach to Curt Stephenson vs. Washington (TD) (Rose)	Jan. 2, 1978
1976	64	Rick Leach to Jim Smith at Purdue (TD)	Nov. 6, 1976
1975	83	Rick Leach to Jim Smith vs. Purdue (TD)	Nov. 8, 1975
1974	52	Dennis Franklin to Jim Smith vs. Purdue (TD)	Nov. 16, 1974
1973	46	Dennis Franklin to Paul Seal vs. Wisconsin (TD)	Oct. 20, 1973
1972	52	Dennis Franklin to Clint Haslerig vs. Purdue	Nov. 18, 1972
1971	49	Larry Cipa to Mike Oldham vs. Navy (TD)	Oct. 2, 1971
1970	70	Don Moorhead to Paul Staroba at Wisconsin	Oct. 31, 1970
1969	49	Jim Betts to Bill Harris vs. Washington	Nov. 9, 1969
1968	69	Dennis Brown to Bill Harris vs. Illinois	Nov. 9, 1968

Kickoff Return

Year	Long	Player, Game	Date
2017	43	Ambry Thomas at Penn State	Oct. 21, 2017
2016	55	Jabrill Peppers vs. Colorado	Sept. 17, 2016
2015	96	Jehu Chesson vs. Northwestern (TD)	Oct. 10, 2015
2014	42	Dennis Norfleet vs. Miami (Ohio)	Sept. 13, 2014
2013	44	Dennis Norfleet vs. Indiana	Oct. 19, 2013
2012	38	Dennis Norfleet at Purdue	Oct. 6, 2012
2011	33	Martavious Odoms vs. Purdue	Oct. 29, 2011
2010	47	Jeremy Gallon at Penn State	Oct. 30, 2010
2009	94	Darryl Stonum vs. Notre Dame (TD)	Sept. 12, 2009
2008	53	Boubacar Cissoko at Purdue	Nov. 1, 2008
2007	35	Brandon Minor vs. Purdue	Oct. 13, 2007
2006	64	Steve Breaston vs. Iowa	Oct. 21, 2006
2005	95	Steve Breaston vs. Minnesota (TD)	Oct. 2, 2005
2004	97	Grant Mason at Indiana	Oct. 2, 2004
2003	45	Jeremy LeSueur vs. Houston	Sept. 6, 2003
2002	49	Jeremy LeSueur vs. Western Michigan	Sept. 7, 2002
2001	57	Todd Howard vs. Minnesota	Nov. 10, 2001
2000	53	Ryan Beard vs. Rice	Sept. 9, 2000
1999	53	Walter Cross at Penn State	Nov. 13, 1999
1998	45	Anthony Thomas vs. Michigan State	Sept. 26, 1998
1997	43	Anthony Thomas vs. Ohio State	Nov. 22, 1997
1996	59	Tyrone Butterfield vs. Michigan State	Nov. 2, 1996
1995	40	Mercur Hayes vs. Northwestern	Oct. 7, 1995
1994	100	Seth Smith vs. Wisconsin (TD)	Oct. 29, 1994
1993	50	Tyrone Wheatley vs. Washington State	Sept. 4, 1993
1992	99	Tyrone Wheatley vs. Houston (TD)	Sept. 26, 1992
1991	93	Desmond Howard at Boston College (TD)	Sept. 7, 1991
1990	95	Desmond Howard vs. Michigan State (TD)	Oct. 13, 1990
1989	85	Tony Boles vs. Purdue (TD)	Nov. 4, 1989
1988	59	Tony Boles at Notre Dame	Sept. 10, 1988
	59	John Kolesar at Ohio State	Nov. 19, 1988
1987	45	Allen Jefferson vs. Alabama (Hall of Fame)	Jan. 2, 1988
1986	33	Jamie Morris at Ohio State	Nov. 22, 1986
1985	60	Jamie Morris vs. Iowa	Oct. 19, 1985
1984	80	Jamie Morris vs. Northwestern	Oct. 12, 1984
1983	38	Jamie Morris vs. Iowa	Oct. 22, 1983
1982	48	Anthony Carter vs. Wisconsin	Sept. 11, 1982
1981	52	Anthony Carter vs. Ohio State	Nov. 21, 1981
1980	67	Anthony Carter at Notre Dame	Sept. 20, 1980
1979	42	Anthony Carter vs. Kansas	Sept. 22, 1979
1978	48	Ralph Clayton vs. Arizona	Oct. 7, 1978
1977	62	Stan Edwards vs. Northwestern	Nov. 5, 1977
1976	36	Jim Smith vs. Wisconsin	Sept. 11, 1976
1975	64	Gordon Bell vs. Baylor	Sept. 27, 1975
1974	40	Gordon Bell at Indiana	Nov. 2, 1974
1973	31	Clint Haslerig vs. Illinois (TD)	Nov. 10, 1973
1972	73	Gil Chapman at Illinois (TD)	Oct. 21, 1972
1971	45	Harry Banks at Minnesota	Oct. 23, 1971
1970	38	Dave Rafter vs. Illinois	Nov. 7, 1970
1969	44	Bill Taylor vs. Missouri	Oct. 4, 1969
1968	48	Lance Scheffler vs. Minnesota	Oct. 26, 1968

Punt Return

Year	Long	Player, Game	Date
2017	79	Donovan Peoples-Jones vs. Air Force	Sept. 16, 2017
2016	54	Jabrill Peppers vs. Colorado (TD)	Sept. 17, 2016
2015	41	Jabrill Peppers at Minnesota	Oct. 31, 2015
2014	9	Dennis Norfleet vs. Appalachian State	Aug. 30, 2014
	9	Amara Darboh at Northwestern	Nov. 8, 2014
2013	24	Drew Dileo, at Connecticut	Sept. 21, 2013
2012	42	Dennis Norfleet vs. Illinois	Oct. 13, 2012
2011	32	Jeremy Gallon vs. Nebraska	Nov. 19, 2011
2010	34	Junior Hemingway vs. Mississippi State (Gator)	Jan. 1, 2011
2009	33	Junior Hemingway vs. Purdue	Nov. 7, 2009
2008	73	Martavious Odoms at Purdue (TD)	Nov. 1, 2008
2007	29	Greg Mathews at Michigan State	Nov. 3, 2007
2006	83	Steve Breaston at Indiana (TD)	Nov. 11, 2006
2005	72	Steve Breaston vs. Eastern Michigan	Oct. 8, 2005
2004	76	Leon Hall at Indiana (TD)	Oct. 2, 2004
2003	74	Steve Breaston vs. Illinois (TD)	Oct. 18, 2003
2002	27	Julius Curry vs. Western Michigan	Sept. 7, 2002
2001	43	John Jackson at Wisconsin (TD off blocked punt)	Nov. 17, 2001
2000	48	Ronald Bellamy vs. Rice	Sept. 9, 2000
1999	24	Di'Allo Johnson at Penn State	Nov. 13, 1999
1998	28	Marcus Knight at Hawaii	Nov. 28, 1998
1997	78	Charles Woodson vs. Ohio State (TD)	Nov. 22, 1997
1996	31	Charles Woodson vs. Alabama (Outback)	Jan. 1, 1997
	31	Chuck Winters vs. Boston College	Sept. 21, 1996
1995	56	Amani Toomer at Indiana (TD)	Oct. 21, 1995
1994	72	Amani Toomer at Illinois (TD)	Oct. 22, 1994
1993	79	Derrick Alexander vs. North Carolina State (TD) (Hall of Fame)	Jan. 1, 1994
1992	80	Derrick Alexander vs. Michigan State (TD)	Oct. 10, 1992
1991	93	Desmond Howard vs. Ohio State (TD)	Nov. 23, 1991
1990	60	Tripp Welborne at Indiana	Oct. 27, 1990
1989	63	Tripp Welborne at UCLA	Sept. 23, 1989
1988	60	John Kolesar at Northwestern	Oct. 29, 1988
1987	43	John Kolesar vs. Washington State	Sept. 19, 1987
1986	34	Dieter Heren vs. Illinois	Nov. 1, 1986
1985	84	Gilvanni Johnson at Minnesota (TD)	Nov. 16, 1985
1984	18	Tony Gant vs. Wisconsin	Sept. 22, 1984
1983	41	Evan Cooper at Michigan State	Oct. 8, 1983
1982	72	Anthony Carter at Notre Dame (TD)	Sept. 18, 1982
1981	59	Anthony Carter vs. Illinois	Nov. 7, 1981
1980	21	Anthony Carter at Ohio State	Nov. 22, 1980
1979	78	Anthony Carter vs. Northwestern (TD)	Sept. 8, 1979
1978	21	Mike Harden vs. Illinois	Sept. 16, 1978
1977	49	Dwight Hicks vs. Northwestern	Nov. 5, 1977
1976	41	Jim Smith vs. Wake Forest	Oct. 2, 1976
1975	50	Jim Smith vs. Indiana	Oct. 25, 1975
1974	88	Dave Brown vs. Colorado (TD)	Sept. 11, 1974
1973	83	Gil Chapman vs. Oregon (TD)	Oct. 6, 1973
1972	83	Dave Brown vs. Navy (TD)	Oct. 7, 1972
1971	47	Thom Darden vs. Illinois	Oct. 16, 1971
1970	44	Dave Rafter vs. Texas A&M	Oct. 3, 1970
1969	60	Barry Pierson vs. Ohio State	Nov. 22, 1969
1968	48	Lance Scheffler vs. Minnesota	Oct. 5, 1968

MICHIGAN FOOTBALL

LEADERS THROUGH THE YEARS

Year	Name	Passing					
		Att.	Comp.	Int.	Pct.	Yds.	TD
1938	Tom Harmon	45	21	1	.467	310	3
1939	Tom Harmon	94	37	8	.394	488	6
1940	Tom Harmon	94	43	11	.457	506	7
1941	Tom Kuzma	59	26	10	.441	317	3
1942	Bob Chappuis	64	28	4	.438	358	3
1943	Elroy Hirsch	22	9	2	.409	213	3
1944	Bill Culligan	39	12	8	.308	245	3
1945	Pete Elliott	52	19	6	.365	393	3
1946	Bob Chappuis	92	52	7	.565	734	7
1947	Bob Chappuis	110	62	6	.564	1164	14
1948	Chuck Ortmann	87	41	2	.471	856	9
1949	Chuck Ortmann	126	45	3	.357	627	2
1950	Chuck Ortmann	120	56	8	.467	736	1
1951	Bill Putich	77	32	7	.416	380	2
1952	Ted Kress	85	45	7	.529	559	4
1953	Lou Baldacci	51	21	6	.412	302	1
1954	Jim Maddock	35	16	5	.457	293	1
1955	Jim Maddock	52	20	3	.385	343	2
1956	Bob Ptacek	23	15	2	.652†	245	3
1957	Jim Van Pelt	80	42	3	.525	629	7
1958	Bob Ptacek	115	65	9	.565	763	3
1959	Stan Noskin	115	61	15	.530	747	5
1960	Dave Glinka	124	54	11	.435	755	5
1961	Dave Glinka	96	46	5	.479	588	4
1962	Bob Chandler	63	29	4	.460	401	1
1963	Bob Timberlake	98	47	4	.480	593	3
1964	Bob Timberlake	137	70	5	.511	884	5
1965	Wally Gabler	125	58	2	.464	825	4
1966	Dick Vidmer	226	117	7	.518	1611	10
1967	Dennis Brown	156	82	7	.526	913	5
1968	Dennis Brown	229	109	10	.476	1562	12
1969	Don Moorhead	210	103	7	.490	1261	5
1970	Don Moorhead	190	87	6	.458	1167	8
1971	Tom Slade	63	27	4	.429	364	2
1972	Dennis Franklin	123	59	2	.480	818	6
1973	Dennis Franklin	67	36	5	.537	534	4
1974	Dennis Franklin	104	58	5	.558	933	8
1975	Rick Leach	100	32	12	.320	680	3
1976	Rick Leach	105	50	8	.476	973	13
1977	Rick Leach	174	90	9	.517	1348	15
1978	Rick Leach	158	78	6	.494	1283	17
1979	John Wangler	130	78	7	.600	1431	8
1980	John Wangler	212	117	9	.552	1522	16
1981	Steve Smith	210	97	11	.462	1661	15
1982	Steve Smith	227	118	13	.520	1735	14
1983	Steve Smith	205	106	8	.517	1420	13
1984	Jim Harbaugh	111	60	5	.541	718	3
1985	Jim Harbaugh	227	145	6	.639	1976	18
1986	Jim Harbaugh	277	180	11	.650	2729	10
1987	Demetrius Brown	168	80	16†	.476	1251	11
1988	Michael Taylor	122	76	2	.623	957	5
1989	Michael Taylor	121	74	3	.612	1081	11
	Elvis Grbac	116	73	3	.629	824	8
1990	Elvis Grbac	266	155	10	.583	1911	21
1991	Elvis Grbac	254	165	6	.650	2085	25†
1992	Elvis Grbac	199	129	12	.648	1640	17
1993	Todd Collins	296	189	7	.639	2509	17
1994	Todd Collins	288	186	10	.646	2518	13
1995	Brian Griese	238	127	10	.534	1577	13
1996	Scott Dreisbach	269	149	9	.554	2025	12
1997	Brian Griese	307	193	6	.629	2293	17
1998	Tom Brady	350	214	12	.611	2636	15
1999	Tom Brady	341	214	6	.628	2586	20
2000	Drew Henson	237	146	4	.616	2146	18
2001	John Navarre	385	207	13	.538	2435	19
2002	John Navarre	448	248	7	.554	2905	21
2003	John Navarre	456†	270†	10	.592	3331†	24
2004	Chad Henne	399	240	12	.602	2743	25†
2005	Chad Henne	382	223	8	.584	2526	23
2006	Chad Henne	328	203	8	.619	2508	22
2007	Chad Henne	278	162	9	.583	1938	17
2008	Steven Threet	200	102	7	.510	1105	9
2009	Tate Forcier	281	165	10	.587	2050	13
2010	Denard Robinson	291	182	11	.625	2570	18
2011	Denard Robinson	258	142	15	.550	2173	20
2012	Denard Robinson	167	89	9	.533	1319	9
	Devin Gardner	126	75	5	.595	1219	11
2013	Devin Gardner	345	208	11	.603	2960	21
2014	Devin Gardner	283	174	15	.615	1896	10
2015	Jake Rudock	389	249	10	.640	3017	20
2016	Wilton Speight	331	204	7	.616	2538	18
2017	John O'Korn	157	84	6	.535	973	2

† Denotes category high

Year	Reception Leader	No.	Year	Yardage Leader	Yds.
1939	Forest Evashevski	14	1939	Forest Evashevski	134
1940	Ed Frutig	12	1940	Ed Frutig	181
1941	George Ceithaml	10	1941	Phil Sharpe	106
1942	George Ceithaml	18	1942	George Ceithaml	232
1943	Farnham Johnson	4	1943	Farnham Johnson	109
1944	Dick Rifenberg	8	1944	Dick Rifenberg	232
1945	Hank Fonde	11	1945	Ed McNeill	179
1946	Bobby Mann	14	1946	Bobby Mann	285
1947	Bump Elliott	18	1947	Bobby Mann	357
1948	Dick Rifenberg	22	1948	Dick Rifenberg	508
	Leo Koceski	22			
1949	Harry Allis	23	1949	Harry Allis	338
1950	Lowell Perry	24	1950	Lowell Perry	374
1951	Lowell Perry	16	1951	Lowell Perry	395
1952	Lowell Perry	31	1952	Lowell Perry	492
1953	Bob Topp	23	1953	Bob Topp	331
1954	Ron Kramer	23	1954	Ron Kramer	303
1955	Ron Kramer	12	1955	Tom Maentz	253
1956	Ron Kramer	18	1956	Ron Kramer	353
1957	Gary Prahst	15	1957	Gary Prahst	233
1958	Gary Prahst	22	1958	Gary Prahst	313
1959	Bob Johnson	20	1959	Bob Johnson	264
1960	Bob Johnson	15	1960	Bob Johnson	230
1961	George Mans	15	1961	Bennie McRae	210
1962	Harvey Chapman	11	1962	Harvey Chapman	223
	Dave Raimey	11			
1963	John Henderson	27	1963	John Henderson	330
1964	John Henderson	31	1964	John Henderson	427
1965	Jack Clancy	52	1965	Jack Clancy	762
1966	Jack Clancy	76	1966	Jack Clancy	1079
1967	Jim Berline	54	1967	Jim Berline	624
1968	Jim Mandich	43	1968	Jim Mandich	576
1969	Jim Mandich	50	1969	Jim Mandich	662
1970	Paul Staroba	35	1970	Paul Staroba	519
1971	Glenn Doughty	16	1971	Glenn Doughty	203
1972	Paul Seal	18	1972	Paul Seal	243
1973	Paul Seal	14	1973	Paul Seal	254
1974	Gil Chapman	23	1974	Jim Smith	392
1975	Jim Smith	24	1975	Jim Smith	553
1976	Jim Smith	26	1976	Jim Smith	714
1977	Ralph Clayton	24	1977	Ralph Clayton	477
1978	Ralph Clayton	25	1978	Ralph Clayton	546
1979	Doug Marsh	33	1979	Doug Marsh	612
1980	Anthony Carter	51	1980	Anthony Carter	818
1981	Anthony Carter	50	1981	Anthony Carter	952
1982	Anthony Carter	43	1982	Anthony Carter	844
1983	Sim Nelson	41	1983	Sim Nelson	494
1984	Sim Nelson	40	1984	Sim Nelson	459
1985	Eric Kattus	38	1985	Paul Jokisch	681
1986	Gerald White	38	1986	Ken Higgins	621
1987	Greg McMurtry	21	1987	Greg McMurtry	474
1988	Greg McMurtry	27	1988	Greg McMurtry	470
1989	Greg McMurtry	41	1989	Greg McMurtry	711
1990	Desmond Howard	63	1990	Desmond Howard	1025
1991	Desmond Howard	62	1991	Desmond Howard	985
1992	Derrick Alexander	50	1992	Derrick Alexander	740
1993	Derrick Alexander	35	1993	Derrick Alexander	621
1994	Amani Toomer	54	1994	Amani Toomer	1096
1995	Mercury Hayes	48	1995	Mercury Hayes	923
1996	Tai Streets	44	1996	Tai Streets	730
1997	Chris Howard	37	1997	Tai Streets	476
1998	Tai Streets	67	1998	Tai Streets	1035
1999	David Terrell	71	1999	David Terrell	1038
2000	David Terrell	67	2000	David Terrell	1130
2001	Marquise Walker	86	2001	Marquise Walker	1143
2002	Braylon Edwards	67	2002	Braylon Edwards	1035
2003	Braylon Edwards	85	2003	Braylon Edwards	1138
2004	Braylon Edwards	97†	2004	Braylon Edwards	1330
2005	Jason Avant	82	2005	Jason Avant	1007
2006	Steve Breaston	58	2006	Mario Manningham	703
2007	Mario Manningham	72	2007	Mario Manningham	1174
2008	Martavious Odoms	49	2008	Martavious Odoms	443
2009	Roy Roundtree	32	2009	Roy Roundtree	434
2010	Roy Roundtree	72	2010	Roy Roundtree	935
2011	Junior Hemmingway	34	2011	Junior Hemmingway	699
2012	Jeremy Gallon	49	2012	Jeremy Gallon	829
2013	Jeremy Gallon	89	2013	Jeremy Gallon	1373†
2014	Devin Funchess	62	2014	Devin Funchess	733
2015	Amara Darboh	58	2015	Jehu Chesson	764
2016	Amara Darboh	57	2016	Amara Darboh	862
2017	Sean McKeon	31	2017	Grant Perry	307

MICHIGAN FOOTBALL

LEADERS THROUGH THE YEARS

Rushing				Total Offense				Punting				Scoring								
Year	Name	Atts.	Yds. Avg.	Year	Name	Plays	Yds. Avg.	Year	Name	No.	Yds. Avg.	Yr.	Name	TD	FG	XP	TP			
1938	Tom Harmon	77	398	5.2	1938	Tom Harmon	122	708	5.8	1938	Paul Kromer	34	1191	35.0	1938	Paul Kromer	6	0	1	37
1939	Tom Harmon	130	884	6.8	1939	Tom Harmon	224	1467	6.5	1939	Paul Kromer	16	662	41.4	1939	Tom Harmon	14	1	15	102
1940	Tom Harmon	191	852	4.5	1940	Tom Harmon	285	1358	4.8	1940	Tom Harmon	42	1551	36.9	1940	Tom Harmon	16	1	18	117
1941	Bob Westfall	156	688	4.4	1941	Tom Kuzma	199	898	4.5	1941	Tom Kuzma	43	1577	36.7	1941	Tom Kuzma	8	0	0	48
1942	Bob Wiese	133	466	3.5	1942	Bob Chappuis	118	578	4.9	1942	Bob Wiese	15	530	35.3	1942	Paul White	8	0	0	48
1943	Bill Daley	120	817	6.8	1943	Bill Daley	124	841	6.8	1943	Bob Wiese	26	1009	38.8	1943	Elroy Hirsch	11	0	2	68
1944	Bob Nussbaumer	78	502	6.4	1944	Gene Derricotte	105	618	5.9	1944	Bob Wiese	24	986	41.1	1944	Bob Wiese	7	0	0	42
1945	Wally Teninga	66	317	4.8	1945	Pete Elliott	141	709	5.0	1945	J. Weisenburger	38	1341	35.3	1945	Wally Teninga	5	0	0	30
1946	Bob Chappuis	116	502	4.3	1946	Bob Chappuis	208	1235	5.9	1946	Bob Wiese	16	640	40.0	1946	Jim Brieske	0	1	29	32
1947	J. Weisenburger	121	773	6.4	1947	Bob Chappuis	236	1674	7.1	1947	J. Weisenburger	29	984	33.9	1947	Bump Elliott	10	0	0	60
1948	Tom Peterson	109	330	3.0	1948	Chuck Ortmann	179	1073	6.0	1948	Wally Teninga	48	1910	39.8	1948	Jack Weisenburger	10	0	0	60
1949	Don Dufek	122	392	3.2	1949	Chuck Ortmann	231	956	4.1	1949	Wally Teninga	53	2056	38.8	1948	Tom Peterson	9	0	1	55
1950	Don Dufek	174	702	4.0	1950	Chuck Ortmann	201	847	4.2	1950	Chuck Ortmann	40	1283	32.1	1949	Don Dufek	5	0	0	30
1951	Don Peterson	152	549	3.6	1951	Don Peterson	165	733	4.4	1951	Bill Billings	66	2270	34.4	1950	Don Dufek	9	0	0	54
1952	Ted Kress	135	623	4.6	1952	Ted Kress	220	1182	5.4	1952	Bill Billings	40	1468	36.7	1951	Lowell Perry	5	0	0	30
1953	Tony Branoff	101	501	5.0	1953	Tony Branoff	105	614	5.8	1953	Lou Baldacci	13	553	42.5	1952	Ted Kress	6	0	0	36
1954	Fred Baer	107	439	4.1	1954	Dan Cline	140	621	4.4	1954	Ron Kramer	19	783	41.2	1952	Ted Topor	6	0	0	36
1955	Tony Branoff	86	387	4.5	1955	Tony Branoff	94	436	4.6	1955	Tom Maentz	11	440	40.0	1953	Tony Branoff	6	0	3	39
1956	Jim Pace	103	498	4.8	1956	Jim Pace	115	595	5.2	1956	Tom Maentz	11	434	39.5	1954	Ron Kramer	3	0	14	32
1957	Jim Pace	123	664	5.4	1957	Jim Pace	126	656	5.2	1957	Jim Van Pelt	15	467	31.1	1955	Ron Kramer	4	0	12	36
1958	Darrell Harper	55	309	5.6	1958	Bob Ptacek	207	887	4.3	1958	Brad Myers	27	1065	39.4	1956	Terry Barr	7	0	0	42
1959	Fred Julian	72	289	4.0	1959	Stan Noskin	159	718	4.5	1959	Darrell Harper	26	1066	41.0	1957	John Herrnstein	7	0	0	42
1960	Bennie McRae	80	352	4.4	1960	Dave Glinka	161	726	4.5	1960	Reid Bushong	39	1388	35.6	1957	Jim Pace	10	0	0	60
1961	Dave Raimey	99	496	5.0	1961	Dave Glinka	129	630	4.9	1961	Scott Maentz	28	1044	37.3	1958	Gary Praht	4	0	1*	26
1962	Dave Raimey	124	385	3.1	1962	Dave Raimey	124	385	3.1	1962	Joe O'Donnell	54	1879	34.8	1962	Bob Ptacek	4	0	1*	26
1963	Mel Anthony	103	394	3.8	1963	Bob Timberlake	196	821	4.2	1963	Joe O'Donnell	48	1746	36.4	1959	Darrell Harper	3	2	7	31
1964	Mel Anthony	145	702	4.8	1964	Bob Timberlake	293	1515	5.2	1964	Stan Kemp	47	1694	36.0	1960	Dave Raimey	6	0	0	36
1965	Carl Ward	112	639	5.7	1965	Wally Gabler	210	1090	5.2	1965	Stan Kemp	49	1774	36.2	1961	Dave Raimey	8	0	0	48
1966	Dave Fisher	131	637	4.9	1966	Dick Vidmer	293	1641	5.6	1966	Stan Kemp	50	2000	40.0	1962	Dave Raimey	5	0	0	30
1967	Ron Johnson	220	1005	4.6	1967	Dennis Brown	293	1271	4.3	1967	Pete Drehmann	52	1997	38.4	1963	John Henderson	5	0	1*	32
1968	Ron Johnson	255	1391	5.5	1968	Dennis Brown	344	1777	5.2	1968	Mark Werner	66	2438	36.9	1964	Bob Timberlake	9	4	23	89
1969	Bill Taylor	141	864	6.1	1969	Don Moorhead	380	1886	5.0	1969	Mark Werner	54	2115	39.2	1965	Wally Gabler	7	0	0	42
1970	Bill Taylor	197	911	4.6	1970	Don Moorhead	287	1535	5.3	1970	Paul Staroba	54	2240	41.5	1966	Jim Detwiler	10	0	0	60
1971	Bill Taylor	249	1297	5.2	1971	Bill Taylor	249	1297	5.2	1971	Barry Dotzauer	60	2416	40.3	1967	Ron Johnson	8	0	0	48
1972	Ed Shuttlesworth	157	723	4.6	1972	Dennis Franklin	266	1329	5.0	1972	Barry Dotzauer	53	2027	38.2	1968	Ron Johnson	19	0	1*	116
1973	Ed Shuttlesworth	193	745	3.9	1973	Dennis Franklin	168	959	5.7	1973	Barry Dotzauer	53	2111	39.8	1969	Garvie Crow	13	0	0	78
1974	Gordon Bell	174	1048	6.0	1974	Dennis Franklin	212	1223	5.8	1974	John Anderson	41	1577	38.5	1970	Bill Taylor	11	0	1*	68
1975	Gordon Bell	273	1388	5.1	1975	Gordon Bell	275	1399	5.1	1975	John Anderson	53	2018	38.1	1971	Dana Coin	0	8	55	79
1976	Rob Lytle	221	1469	6.6	1976	Rick Leach	219	1611	7.4	1976	John Anderson	30	1244	41.5	1972	Ed Shuttlesworth	11	0	0	66
1977	Russell Davis	225	1092	4.9	1977	Rick Leach	289	1723	6.0	1977	John Anderson	56	2269	40.5	1973	Mike Lantry	0	8	42	66
1978	Harlan Huckleby	154	741	4.8	1978	Rick Leach	303	1894	6.3	1978	Gregg Willner	54	2139	39.6	1974	Gordon Bell	11	0	0	66
1979	Butch Woolfolk	191	990	5.2	1979	John Wangler	188	1455	7.7	1979	Bryan Virgil	52	1942	37.3	1975	Gordon Bell	14	0	0	84
1980	Butch Woolfolk	196	1042	5.3	1980	John Wangler	244	1400	5.7	1980	Don Bracken	56	2389	42.7	1976	Rob Lytle	16	0	0	96
1981	Butch Woolfolk	253	1459	5.8	1981	Steve Smith	344	2335	6.8	1981	Don Bracken	50	2167	43.3	1977	Russell Davis	9	0	0	74
1982	Lawrence Ricks	266	1388	5.2	1982	Steve Smith	323	2080	6.4	1982	Don Bracken	49	1923	39.2	1978	Rick Leach	12	0	0	52
1983	Rick Rogers	209	1002	4.8	1983	Steve Smith	308	2087	6.8	1983	Don Bracken	48	1794	37.4	1979	Butch Woolfolk	13	0	0	78
1984	Jamie Morris	118	574	4.9	1984	Jim Harbaugh	153	772	5.0	1984	Monte Robbins	62	2705	43.6	1980	Anthony Carter	14	0	0	84
1985	Jamie Morris	197	1030	5.2	1985	Jim Harbaugh	306	2115	6.9	1985	Monte Robbins	48	1937	40.4	1981	Steve Smith	12	0	1*	74
1986	Jamie Morris	212	1086	5.1	1986	Jim Harbaugh	371	2847	7.7	1986	Monte Robbins	39	1701	43.6	1982	Ali Haji-Sheikh	0	12	41	77
1987	Jamie Morris	282	1703	6.0	1987	Jamie Morris	282	1703	6.0	1987	Monte Robbins	51	2219	43.5	1983	Bob Bergeron	0	15	31	76
1988	Tony Boles	262	1408	5.4	1988	Tony Boles	262	1408	5.4	1988	Mike Gillette	46	1834	39.9	1984	Bob Bergeron	0	13	21	60
1989	Tony Boles	131	839	6.4	1989	Michael Taylor	176	1254	7.1	1989	Chris Stapleton	39	1572	40.3	1985	Mike Gillette	0	16	30	78
1990	Jon Vaughn	216	1416	6.6	1990	Elvis Grbac	288	1928	6.7	1990	Eddie Azcona	45	1669	37.1	1986	Mike Gillette	0	11	26	59
1991	Ricky Powers	240	1364	5.7	1991	Elvis Grbac	277	1982	7.2	1991	Eddie Azcona	37	1396	37.7	1987	Jamie Morris	15	0	0	90
1992	Tyrone Wheatley	185	1357	7.3	1992	Elvis Grbac	214	1590	7.4	1992	Chris Stapleton	39	1548	39.7	1988	Mike Gillette	1	18	37	97
1993	Tyrone Wheatley	207	1129	5.5	1993	Todd Collins	330	2428	7.4	1993	Chris Stapleton	49	2032	41.5	1989	J.D. Carlson	0	13	37	76
1994	Tyrone Wheatley	210	1144	5.4	1994	Todd Collins	341	2475	7.3	1994	Kraig Baker	44	1537	34.9	1990	J.D. Carlson	0	16	47	95
1995	T. Biakabutuka	303	1818	6.0	1995	T. Biakabutuka	303	1818	6.0	1995	Nate DeLong	45	1770	39.3	1991	Desmond Howard	23	0	0	138
1996	Clarence Williams	202	837	4.1	1996	Scott Dreisbach	329	2121	6.4	1996	Paul Peristeris	44	1610	36.6	1992	Tyrone Wheatley	17	0	0	102
1997	Chris Howard	199	938	4.7	1997	Brian Griese	365	2313	6.3	1997	Jason Vinson	57	2183	38.3	1993	Tyrone Wheatley	14	0	0	84
1998	Anthony Thomas	167	893	5.3	1998	Tom Brady	409	2528	6.2	1998	Jason Vinson	56	2193	39.2	1994	Remy Hamilton	0	25	26	101
1999	Anthony Thomas	301	1297	4.3	1999	Tom Brady	378	2539	6.7	1999	Hayden Epstein	32	1282	40.1	1995	Remy Hamilton	0	19	34	91
2000	Anthony Thomas	319	1733	5.4	2000	Drew Henson	270	2140	7.9	2000	Cory Sargent	34	1339	39.4	1996	Remy Hamilton	0	18	29	83
2001	B.J. Askew	199	902	4.5	2001	John Navarre	434	2317	5.3	2000	Hayden Epstein	55	2224	40.4	1997	Kraig Baker	0	14	35	77
2002	Chris Perry	267	1110	4.2	2002	John Navarre	488	2889	5.9	2001	Hayden Epstein	71	2790	39.3	1998	Jay Feely	0	17	40	91
2003	Chris Perry	338	1674	5.0	2003	John Navarre	504	3240	6.4	2002	Adam Finley	69	2909	42.2	1999	Anthony Thomas	17	0	0	102
2004	Mike Hart	282	1445	5.2	2004	Chad Henne	454	2606	5.7	2003	Adam Finley	53	2120	40.0	2000	Anthony Thomas	19	0	0	114
2005	Mike Hart	150	662	4.4	2005	Chad Henne	436	2551	5.9	2004	Adam Finley	64	2751	43.0	2001	Hayden Epstein	0	13	37	76
2006	Mike Hart	318	1562	4.9	2006	Chad Henne	375	2425	6.5	2005	Ross Ryan	52	1992	38.3	2002	Chris Perry	14	0	0	84
2007	Mike Hart	265	1361	5.1	2007	Chad Henne	302													

MICHIGAN FOOTBALL

LEADERS THROUGH THE YEARS

2015	Kenny Allen	0	18	46	100
2016	Kenny Allen	0	19	53	110
2017	Quinn Nordin	0	19	35	92

*Two-Point Conversion

Kickoff Returns
(by number of kickoffs returned)

Year	Player	KOR	Yds	Avg
1968	George Hoey	12	221	18.4
1969	Glenn Doughty	10	199	19.9
1970	Glenn Doughty	7	116	16.6
1971	Dave Rather	12	240	20.0
1972	Gil Chapman	8	276	34.5
1973	Gil Chapman	6	135	22.5
	Clint Haslerig	6	127	21.2
1974	Gil Chapman	12	231	19.3
1975	Gordon Bell	9	227	25.2
1976	Jim Smith	15	288	19.2
1977	Ralph Clayton	12	239	19.9
1978	Ralph Clayton	7	152	21.7
1979	Anthony Carter	17	385	22.6
1980	Anthony Carter	15	427	28.5
1981	Anthony Carter	15	406	27.1
1982	Anthony Carter	14	360	25.7
1983	Kerry Smith	4	108	27.0
	Gilvanni Johnson	4	60	15.0
1984	Jamie Morris	16	307	19.2
1985	Jamie Morris	13	278	21.4
1986	Jamie Morris	15	320	21.3
1987	Phil Webb	11	203	18.5
1988	Tony Boles	14	338	24.1
1989	Desmond Howard	13	295	22.7
1990	Desmond Howard	17	504	29.6
1991	Desmond Howard	15	412	27.5
1992	Mercury Hayes	13	253	19.5
1993	Tyrone Wheatley	10	246	24.6
1994	Seth Smith	18	468	26.0
1995	Mercury Hayes	18	304	16.9
1996	Tyrone Butterfield	14	301	21.5
1997	Clarence Williams	14	285	20.4
1998	Justin Fargas	16	311	19.4
1999	Walter Cross	11	270	24.5
	Anthony Thomas	11	216	19.6
2000	Walter Cross	14	260	18.6
2001	Todd Howard	22	469	21.3
2002	Jeremy LeSueur	26	583	22.4
2003	Steve Breaston	9	191	21.2
	Jeremy LeSueur	9	189	21.0
2004	Steve Breaston	28	689	24.6
2005	Steve Breaston	23	646	28.1
2006	Steve Breaston	21	467	22.2
2007	Carlos Brown	16	306	19.1
2008	Boubacar Cissoko	20	467	23.4
	Martavious Odoms	20	461	23.0
2009	Darryl Stomum	39	1001	25.7
2010	Jeremy Gallon	27	589	21.8
2011	Martavious Odoms	19	403	21.2
2012	Dennis Norfleet	35	827	23.6
2013	Dennis Norfleet	40	938	23.5
2014	Dennis Norfleet	19	438	23.1
2015	Jourdan Lewis	15	378	25.2
2016	Jabrill Peppers	10	260	26.0
2017	Ambry Thomas	20	396	19.8

Punt Returns
(by number of punts returned)

Year	Player	PR	Yds	Avg
1941	Tom Kuzma	19	179	9.4
1942	Tom Kuzma	11	121	11.0
1943	Elroy Hirsch	17	189	11.1
1944	Gene Derricotte	11	69	6.3
1945	Henry FONDE	6	63	10.5
1946	Gene Derricotte	15	209	13.9
1947	Gene Derricotte	14	347	24.8
1948	Walt Teninga	12	139	11.6
1949	Charlie Lentz	17	169	9.9
1950	Chuck Ortmann	10	73	7.3
1951	Lowell Perry	22	232	10.5
1952	Lowell Perry	11	66	6.0
1953	Ted Kress	11	63	5.7
1954	Dan Cline	11	42	3.8
1955	Terry Barr	15	222	14.8
1956	Ed Shannon	7	36	5.1

1957	Jim Pace	8	98	12.3
	Bob Ptacek	8	82	10.3
1958	Bob Ptacek	8	66	8.3
1959	Bennie McRae	5	19	3.8
1960	Bennie McRae	14	113	8.1
1961	Bennie McRae	10	39	3.9
1962	Dave Raimey	6	3	0.5
1963	Dick Rindfuss	11	96	8.7
1964	Dick Sygar	12	68	5.7
1965	Dick Sygar	10	121	12.1
	Rick Volk	10	73	7.3
1966	Rick Volk	14	149	10.6
1967	George Hoey	12	299	24.9
1968	George Hoey	19	228	12.0
1969	Barry Pierson	21	293	14.0
1970	Thom Darden	18	153	8.5
1971	Bruce Elliott	26	202	7.8
1972	Gil Chapman	20	180	9.0
1973	David Brown	14	125	8.9
1974	David Brown	21	206	9.8
1975	Jim Smith	26	210	8.1
1976	Jim Smith	25	313	12.5
1977	Dwight Hicks	20	170	8.5
1978	Mike Jolly	28	152	5.4
1979	Anthony Carter	20	265	13.3
1980	Anthony Carter	24	165	6.9
1981	Anthony Carter	17	196	11.5
1982	Anthony Carter	19	270	14.2
1983	Evan Cooper	31	344	11.1
1984	Gilvanni Johnson	15	92	6.1
1985	John Campbell	13	120	9.2
1986	John Kolesar	12	69	5.8
	Tony Gant	12	52	4.3
1987	John Kolesar	23	190	8.3
1988	John Kolesar	17	202	11.9
1989	Tripp Welborne	32	297	9.3
1990	Tripp Welborne	31	477	15.4
1991	Desmond Howard	18	282	15.7
1992	Derrick Alexander	26	371	14.3
1993	Derrick Alexander	16	163	10.2
1994	Amani Toomer	17	118	6.9
1995	Amani Toomer	21	177	8.4
1996	Chuck Winters	24	176	7.3
1997	Charles Woodson	36	301	8.4
1998	Marcus Knight	19	159	8.4
1999	DiAllo Johnson	23	239	10.4
2000	Ronald Bellamy	27	297	11.0
2001	Marquise Walker	23	206	9.0
2002	Julius Curry	28	302	10.8
2003	Steve Breaston	45	619	13.8
2004	Steve Breaston	24	292	12.2
2005	Steve Breaston	29	356	12.3
2006	Steve Breaston	29	332	11.4
2007	Greg Mathews	28	224	8.0
2008	Martavious Odoms	10	126	12.6
2009	Junior Hemingway	10	86	8.6
2010	Jeremy Gallon	10	43	4.3
2011	Jeremy Gallon	19	192	10.1
2012	Jeremy Gallon	12	66	5.5
2013	Drew Dileo	6	44	7.3
2014	Dennis Norfleet	10	38	3.8
2015	Jabrill Peppers	17	194	11.4
2016	Jabrill Peppers	21	310	14.8
2017	D. Peoples-Jones	40	320	8.0

Interceptions

Year	Player	Int	Yds	TD
1967	Thomas Curtis	7	93	0
1968	Thomas Curtis	10	182	0
1969	Thomas Curtis	8	156	0
1970	Marty Huff	5	85	0
	Thom Darden	5	46	0
1971	Thom Darden	4	163	2
1972	Randy Logan	4	37	1
1973	Barry Dotzauer	3	13	0
1974	David Brown	4	75	0
	Tom Drake	4	30	0
1975	Don Dufek	2	28	0
	Dave Devich	2	23	1
	Dwight Hicks	2	20	0
1976	Jerry Zuver	6	110	1
1977	Dwight Hicks	4	55	0
1978	Mike Harden	4	55	0
1979	Mike Jolly	4	0	0

1980	Marion Body	5	27	0
	Brian Carpenter	5	0	0
1981	Tony Jackson	6	121	0
1982	Keith Bostic	5	119	1
1983	Bradley Cochran	5	41	0
1984	Bradley Cochran	5	53	0
1985	Ivan Hicks	6	41	0
1986	Andrew Moeller	4	0	0
1987	David Arnold	4	45	0
1988	Tripp Welborne	5	33	0
1989	Vada Murray	4	9	0
1990	Lance Dottin	5	16	0
1991	Steve Morrison	4	57	0
1992	Shonte Peoples	3	5	0
1993	Ty Law	6	79	0
1994	Ty Law	2	8	0
	Clarence Thompson	2	0	0
1995	Charles Woodson	5	46	0
1996	Charles Woodson	5	28	0
1997	Charles Woodson	8	7	0
1998	William Peterson	4	76	1
	DeWayne Patmon	4	13	0
1999	DeWayne Patmon	3	45	0
2000	Todd Howard	6	1	0
2001	Marlin Jackson	3	0	0
2002	Marlin Jackson	3	40	1
2003	Leon Hall	3	3	0
2004	Markus Curry	3	51	0
2005	Leon Hall	4	10	0
2006	Leon Hall	3	10	0
2007	Jamar Adams	3	58	0
	Brandent Englemon	3	33	0
2008	Morgan Trent	3	0	0
2009	Donovan Warren	4	42	1
2010	Cam Gordon	3	35	0
	James Rogers	3	34	0
2011	J.T. Floyd	2	59	0
	Courtney Avery	2	1	0
2012	Thomas Gordon	2	19	0
	Raymon Taylor	2	70	1
2013	Blake Countess	6	169	1
2014	Jourdan Lewis	2	4	0
2015	Jeremy Clark	3	20	0
2016	Channing Stribling	4	60	1
2017	Tyree Kinnel	2	28	1
	Lavert Hill	2	24	1
	David Long	2	105	0
	Khaleke Hudson	2	22	0

Sacks

Year	Player	Sacks	Yds
1983	Rodney Lyles	5	28
1984	Kevin Brooks	6	35
1985	Mark Messner	11	92
1986	Mark Messner	7	64
1987	Mark Messner	10	65
1988	Mark Messner	8	52
1989	Michael Evans	7	85
1990	Michael Evans	8	42
	Martin Davis	8	38
1991	Brian Townsend	6	35
1992	Chris Hutchinson	11	99
1993	Buster Stanley	8	58
1994	Jason Horn	6	49
1995	Jason Horn	11	96
1996	David Bowns	12	79
1997	Glen Steele	7	48
	Josh Williams	7	43
1998	James Hall	11	89
1999	James Hall	7	44
2000	Victor Hobson	3	12
2001	Dan Rumishek	7	41
2002	Victor Hobson	6	35
	Shantee Orr	6	35
2003	Pierre Woods	7	36
2004	Pat Massey	5	38
2005	LaMarr Woodley	7	57
2006	LaMarr Woodley	12	119
2007	Brandon Graham	8.5	54
2008	Brandon Graham	10	64
2009	Brandon Graham	9.5	74
2010	Ryan Van Bergen	4	35
2011	Ryan Van Bergen	5.5	35

2012	Jake Ryan	4.5	35
2013	Cam Gordon	5.0	34
2014	Brennen Beyer	5.5	39
2015	Chris Wormley	6.5	56
	Willie Henry	6.5	46
2016	Taco Charlton	9.5	52
2017	Khaleke Hudson	8	64
	Chase Winovich	8	45

Tackles for Loss

Year	Player	TFL	Yds
1968	Henry Hill	16	N/A
1969	Henry Hill	7	N/A
1970	Phil Seymour	14	91
1971	Butch Carpenter	10	82
	Tom Beckman	10	36
1972	Clint Spearman	8	42
	Randy Logan	8	26
1973	Tim Davis	10	60
1974	Jeff Perlinger	13	49
1975	Greg Morton	15	61
1976	Dominic Tedesco	9	43
1977	Curtis Greer	11	48
1978	Curtis Greer	11	62
1979	Curtis Greer	23	107
1980	Robert Thompson	15	60
1981	Tony Osburn	12	61
1982	Robert Thompson	15	83
1983	Rodney Lyles	9	52
1984	Kevin Brooks	13	61
1985	Mike Hammerstein	23	112
1986	Mark Messner	10	72
	Andy Moeller	10	32
1987	Mark Messner	20	84
1988	Mark Messner	26	100
1989	Alex Marshall	11	62
1990	Michael Evans	12	49
1991	Erick Anderson	13	41
1992	Chris Hutchinson	13	103
1993	Buster Stanley	11	65
1994	Trent Zenkewicz	16	63
1995	William Carr	21	78

MICHIGAN FOOTBALL

LEADERS THROUGH THE YEARS

1980	Andy Cannavino	168
1981	Mike Boren	152
1982	Mike Boren	171
1983	Mike Mallory	119
1984	Mike Mallory	148
1985	Andy Moeller	138
1986	Andy Moeller	137
1987	Allen Bishop	82
1988	Erick Anderson	77
	J.J. Grant	77
1989	Erick Anderson	105
1990	Erick Anderson	116
1991	Erick Anderson	130
1992	Steve Morrison	124
1993	Jarrett Irons	95
1994	Steve Morrison	128
1995	Jarrett Irons	124
1996	Sam Sword	109
1997	Sam Sword	91
1998	Sam Sword	127
1999	Ian Gold	95
2000	DeWayne Patmon	86
2001	Larry Foote	82
2002	Victor Hobson	99
2003	Lawrence Reid	82
2004	Ernest Shazor	84
2005	David Harris	88
2006	David Harris	103
2007	Jamar Adams	92
2008	Obi Ezeh	98
2009	Stevie Brown	80
2010	Jonas Mouton	117
2011	Kenny Demens	94
2012	Jake Ryan	88
2013	Raymon Taylor	86
2014	Jake Ryan	112
2015	Joe Bolden	83
2016	Ben Gedeon	106
2017	Devin Bush	100

Pass Breakups

Year	Player	PBUs
2002		
2003		
2004		
2005		
2006		
2007		
2008	Stevie Brown	5
	Donovan Warren	5
	Morgan Trent	5
2009	Donovan Warren	11
2010	Cameron Gordon	7
2011	J.T. Floyd	10
2012	J.T. Floyd	5
2013	Raymon Taylor	13
2014	Jourdan Lewis	8
2015	Jourdan Lewis	22
2016	Channing Stribling	17
2017	Khaleke Hudson	11

MICHIGAN FOOTBALL

WOLVERINE STREAKS & PEAKS

Come From Behind Victories

Rank	Season	Opponent	Place	Trailed	Won	Points
1.	2003	Minnesota	Minneapolis	7-28	38-35	21
2.	2008	Wisconsin	Ann Arbor	0-19	27-25	19
3.	1995	Virginia	Ann Arbor	0-17	18-17	17
	2004	Michigan State	Ann Arbor	10-27	45-37(3OT)	17
	2011	Notre Dame	Ann Arbor	24-7	35-31	17
6.	1939	Ohio State	Ann Arbor	0-14	21-14	14
	1955	Iowa	Ann Arbor	0-14	33-21	14
	1967	Illinois	Champaign	0-14	27-14	14
	1981	Illinois	Ann Arbor	7-21	70-21	14
	1997	Iowa	Ann Arbor	7-21	28-24	14
	1999	Alabama	Miami	*	35-34(OT)	14
	2000	Illinois	Champaign	7-21	35-31	14
	2013	Connecticut	East Hartford	7-21	24-21	14
14.	1916	Syracuse	Ann Arbor	0-13	14-13	13
	1930	Purdue	Ann Arbor	0-13	14-13	13
	1953	Iowa	Ann Arbor	0-13	14-13	13
	1954	Iowa	Ann Arbor	0-13	14-13	13
	1955	Minnesota	Minneapolis	0-13	14-13	13
	1964	Iowa	Iowa City	0-13	34-20	13
	2001	Iowa	Iowa City	7-20	32-26	13
21.	1937	Chicago	Ann Arbor	0-12	13-12	12
	1994	Boston College	Ann Arbor	0-12	34-26	12

* Michigan trailed 14-0 and 28-14 before rallying for a 35-34 win in overtime.

Opponent Come From Behind Victories

Rank	Season	Opponent	Place	Trailed	Won	Points
1.	1912	Pennsylvania	Philadelphia	0-21	27-21	21
	1982	UCLA	Ann Arbor	0-21	31-27	21
3.	1999	Illinois	Ann Arbor	7-27	35-29	20
4.	2000	Purdue	West Lafayette	10-28	32-31	18
	2000	Northwestern	Evanston	10-28	54-51	18
6.	1988	Miami (Fla.)	Ann Arbor	14-30	31-30	16
	1996	Northwestern	Evanston	0-16	17-16	16
	2018	South Carolina	Tampa, Fla.	3-19	26-19	16
9.	1967	Minnesota	Minneapolis	0-15	20-15	15
10.	1916	Cornell	Ithaca	6-20	23-20	14
	1942	Iowa Pre-Flight	Ann Arbor	0-14	26-14	14
	1983	Washington	Seattle	10-24	25-24	14
	2003	Iowa	Iowa City	0-14	30-27	14
	2009	Purdue	Ann Arbor	10-24	38-36	14
	2013	Iowa	Iowa City	7-21	24-21	14
16.	1914	Cornell	Ann Arbor	0-13	28-13	13
	1952	Michigan State	Ann Arbor	0-13	27-13	13
	1987	Ohio State	Ann Arbor	0-13	23-20	13
19.	1961	Minnesota	Minneapolis	8-20	23-20	12
	1986	Arizona State	Pasadena	3-15	22-15	12
	1994	Colorado	Ann Arbor	14-26	27-26	12

Consecutive Games Won

All Games

Streak	Years	Began	Ended
29	1901-1903	Albion, 50-0, 9/28/01	Minnesota, 6-6, 10/31/03
26	1903-1905	Ohio State, 36-0, 11/7/03	Chicago, 0-2, 11/30/05
25	1946-1949	Minnesota, 21-0, 11/2/46	Army, 7-21, 10/8/49

Home

50	1901-1907	Albion, 50-0, 9/28/01	Pennsylvania, 0-6, 11/16/07
28	1969-1973	Purdue, 31-20, 10/11/69	Ohio State, 10-10, 11/24/73
21	1897-1900	Ohio State, 34-0, 10/16/97	Ohio State, 0-0, 11/24/00

Away

11	1929-1933	Minnesota, 7-6, 11/16/29	Chicago, 0-7, 10/13/34
10	1946-1949	Minnesota, 21-0, 11/2/46	Northwestern, 20-21, 10/15/49

Conference

19	1990-1992	Indiana, 45-19, 10/27/90	Illinois, 22-22, 11/14/92
16	1996-1998	Ohio State, 13-9, 11/23/96	Ohio State, 16-31, 11/21/98
15	1946-1948	Minnesota, 21-0, 11/2/46	Northwestern, 20-21, 10/15/49
15	1971-1972	Northwestern, 21-6, 9/11/71	Ohio State, 11-14, 11/25/72
14	1931-1933	Illinois, 35-0, 10/24/31	Minnesota, 0-0, 11/18/33

Unbeaten Streaks

Overall

Streak Years	Record	Began	Ended
56	1901-1905	55-0-1	Albion, 50-0, 9/28/01
25	1946-1949	25-0-0	Minnesota, 21-0, 11/2/46
22	1931-1933	20-0-2	Illinois, 35-0, 10/24/31
21	1973-1974	20-0-1	Iowa, 31-7, 9/15/73
20	1921-1924	18-0-2	Illinois, 3-0, 10/29/21
16	1898-1899	16-0-0	Mich. Normal, 21-0, 10/1/98
15	1883-1888	15-0-0	Stevens Inst., 17-5, 11/27/83
15	1985-1986	14-0-1	Indiana, 42-15, 10/26/85
15	1929-1931	13-0-2	Harvard, 14-12, 11/9/29
13	1992-1993	10-0-3	Notre Dame, 17-17, 9/12/92

Home

95	1893-1907	92-0-3	Northwestern, 72-6, 11/18/93
41	1969-1975	38-0-3	Purdue, 31-20, 10/11/69

Away

14	1990-1992	12-0-2	Wisconsin, 41-3, 10/6/90
11	1929-1933	11-0-0	Minnesota, 7-6, 11/16/29
10	1946-1949	10-0-0	Minnesota, 21-0, 11/2/46
10	1988-1989	9-0-1	Wisconsin, 62-14, 10/1/88

Conference

22	1990-1993	20-0-2	Indiana, 45-19, 10/27/90
17	1901-1905	16-0-1	Indiana, 33-0, 10/12/01
17	1988-1990	16-0-1	Wisconsin, 62-14, 10/1/88
16	1931-1933	15-0-1	Illinois, 35-0, 10/24/31
16	1996-98	16-0-0	Ohio State, 13-9, 11/23/96

Home Conference

30	1968-1975	29-0-1	Mich. State, 28-14, 10/12/68
----	-----------	--------	------------------------------

Away Conference

21	1987-1992	19-0-2	Minnesota, 30-20, 11/7/87
----	-----------	--------	---------------------------

Greatest Margin of Victory (Since 1920)

Rank	UM Points	Opp Points	Victory Margin	Opponent	Year
1.	85	0	85	at Chicago	1939
2.	78	0	78	at Rutgers	2016
2.	69	0	69	Northwestern	1975
	69	0	69	Pittsburgh	1947
4.	65	0	65	Case	1921
5.	63	0	63	Michigan Agricultural	1922
	63	0	63	Indiana	1925
7.	60	3	63	Hawaii	2016
8.	58	0	58	Indiana	2000
	58	0	58	Minnesota	2011
10.	57	0	57	at Illinois	1969
	63	6	57	Delaware State	2009
12.	69	13	56	Illinois	1986
	70	14	56	Navy	1976
	56	0	56	Wisconsin	1977
	56	0	56	Virginia	1971
	63	7	56	Iowa	1971
	59	3	56	Maryland	2016
18.	55	0	55	Iowa	1970
	55	0	55	Michigan State	1947
	55	0	55	Miami (Ohio)	1924
	55	0	55	Eastern Michigan	2005

Greatest Margin of Defeat (Since 1920)

Rank	UM Points	Opp Points	Defeat Margin	Opponent	Year
1.	0	40	40	Minnesota	1935
2.	0	38	38	Ohio State	1935
	14	52	38	vs. Mississippi State	2010
4.	0	37	37	at Purdue	1962
5.	14	50	36	at Ohio State	1968
6.	0	34	34	at Minnesota	1934
	0	34	34	at Ohio State	1934
	0	34	34	Michigan State	1967
9.	6	39	33	Minnesota	1937
10.	7	39	32	Oregon	2007
11.	24	55	31	at Northwestern	1958
	0	31	31	at Notre Dame	2014
13.	20	50	30	Ohio State	1961
	7	37	30	at Ohio State	2010
15.	6	35	29	Michigan State	1957
	17	46	29	at Penn State	2008
	13	42	29	Ohio State	2015
18.	0	28	28	Michigan State	1961
	0	28	28	at Michigan State	1962
	0	28	28	at Ohio State	1962
	45	28	28	Tennessee	2002

MICHIGAN FOOTBALL

WOLVERINE STREAKS & PEAKS

Shutouts

Most Shutouts, Season: 11 - 1901, 1903, 1905

Most Shutouts, Season (Since 1939): 5 - 1940, 1947, 1948, 1976

Most Consecutive Shutouts (Since 1939): 3 - 1971, 1973, 1980, 2015

Most Consecutive Games Without a Shutout: 36, 1960-64

Last Shutout: at Rutgers, 78-0, Oct. 8, 2016

Teams shutout the most times by Michigan (Last)

Michigan State	29 (2000)
Ohio State	27 (1993)
Illinois.....	21 (1991)
Minnesota.....	21 (2011)
Case.....	18 (1923)
Wisconsin.....	17 (1989)
Indiana.....	16 (2000)
Northwestern.....	15 (2015)
Chicago.....	12 (1939)
Albion.....	11 (1929)

Shutouts Against

Most Times Shutout, Season: 5 - 1934

Most Times Shutout, Season (Since 1939): 4 - 1962

Most Consecutive Games Without Being Shutout: 365 (Oct. 27, 1984-Sept. 6, 2014) *NCAA Record

Last Time Shutout: at Notre Dame, 0-31, September 6, 2014

Teams that shutout Michigan the most (Last)

Ohio State	10 (1962)
Minnesota.....	10 (1977)
Michigan State.....	9 (1967)
Pennsylvania.....	6 (1917)
Illinois.....	5 (1951)
Cornell.....	5 (1911)
Northwestern.....	4 (1951)
Harvard.....	4 (1914)
Chicago.....	3 (1934)

Ties

Years with the most ties

3 - 1910, 1992

2 - 1911, 1963, 1975

Teams tied most often (Last)

Ohio State	6 (1992)
Michigan State	5 (1963)
Iowa.....	4 (1988)
Minnesota.....	3 (1950)
Illinois.....	2 (1992)
Pennsylvania.....	2 (1915)
Northwestern.....	2 (1946)

Highest Scoring Tie: 22-22, vs. Illinois, November 14, 1992

Last Scoreless Tie: 0-0, vs. Northwestern, November 12, 1938

Consecutive Ties: Happened Twice vs. Illinois (22-22) and Ohio State (13-13), November 14 and 21, 1992 vs. Stanford (19-19) and Baylor (14-14), September 20 and 27, 1975

Most Games Between Ties: 123, 1975-1985

Top Performances By Half

(since 1969)

Rushing, 1st Half

329 yards, vs. Indiana, 1975
327 yards, vs. Michigan State, 1975
300 yards, vs. Northwestern, 1975
294 yards, vs. Indiana, 1971
293 yards, vs. Minnesota, 1974
286 yards, vs. Virginia, 1971
274 yards, vs. Iowa, 1969
272 yards, vs. Wisconsin, 1988
268 yards, vs. Iowa, 1970
265 yards, vs. Indiana, 1973

Rushing, 2nd Half

312 yards, vs. Iowa, 1971
287 yards, vs. Mississippi, 1991
283 yards, vs. Wisconsin, 1977
276 yards, vs. Stanford, 1976
276 yards, vs. Iowa, 1976
273 yards, vs. Northwestern, 1975
273 yards, vs. Wisconsin, 1979
262 yards, vs. Iowa, 1992
261 yards, vs. Minnesota, 1970
256 yards, vs. Northwestern, 1978
256 yards, vs. Hawaii, 1986

Passing, 1st Half

292 yards, vs. Maryland, 2016
262 yards, vs. Illinois, 2010
260 yards, vs. Massachusetts, 2012
238 yards, vs. Ohio State, 2013
237 yards, vs. Indiana, 2013
237 yards, vs. Rutgers, 2015
228 yards, vs. Indiana, 2000
225 yards, vs. Purdue, 1985
224 yards, at Iowa, 2003
221 yards, vs. North Carolina, 1979

Passing, 2nd Half

316 yards, at Oregon, 2003
303 yards, at Minnesota, 2003
292 yards, vs. Alabama, 2000
290 yards, vs. Notre Dame, 2011
266 yards, vs. Virginia, 1995
266 yards, vs. Indiana, 2013
247 yards, at Michigan State, 1999
239 yards, vs. Purdue, 1984
236 yards, at Ohio State, 1998
213 yards, vs. Ohio State, 2013

Total Yards, 1st Half

442 yards vs. Delaware State, 2009
428 yards vs. Bowling Green, 2010
425 yards, vs. Massachusetts, 2012
412 yards, vs. Wisconsin, 1988
402 yards, vs. Maryland, 2016
396 yards, vs. Northwestern, 1991
394 yards, vs. Illinois, 2010
384 yards, vs. Minnesota, 2011
371 yards, vs. Northwestern, 1982
371 yards, vs. Indiana, 1975

Total Yards, 2nd Half

442 yards, vs. Mississippi, 1991
403 yards, vs. Indiana, 2013
396 yards, vs. Minnesota, 1994
391 yards, vs. Wisconsin, 1979
386 yards, at Minnesota, 2003
370 yards, vs. Iowa, 1971
366 yards, vs. Hawaii, 1986
362 yards, vs. Notre Dame, 2011

349 yards, vs. Minnesota, 1995

346 yards, vs. Purdue, 1984

Longest Scoring Drives

By Number of Plays (since 1974)

22 Duke	Sept. 17, 1977
19 Wisconsin.....	Nov. 8, 1980
19 Indiana.....	Sept. 29, 1984
19 Wisconsin.....	Nov. 15, 1997
19 Indiana.....	Oct. 24, 1998
19 at Ohio State (FG) ..	Nov. 23, 2002
19 Notre Dame	Sept. 13, 2003
19 Connecticut	Sept. 4, 2010
18 Indiana.....	Oct. 14, 2000
18 Ohio State.....	Nov. 22, 2003
17 Indiana.....	Oct. 23, 1976
17 Michigan State.....	Oct. 14, 1978
17 Michigan State.....	Oct. 8, 1983
17 Minnesota.....	Nov. 1, 1997
17 Rice	Sept. 9, 2000
17 at Purdue	Oct. 6, 2012
16 Minnesota.....	Nov. 1, 1975
16 Purdue.....	Nov. 18, 1978
16 Wisconsin.....	Sept. 22, 1984
16 Indiana.....	Sept. 29, 1984
16 Michigan State.....	Oct. 11, 1986
16 Michigan State.....	Oct. 10, 1992
16 Colorado.....	Sept. 14, 1996
16 Baylor.....	Sept. 20, 1997
16 Northwestern.....	Oct. 11, 1997
16 Eastern Michigan ..	Sept. 19, 1998
16 Wisconsin.....	Nov. 16, 2002
16 at Ohio State (FG) ..	Nov. 23, 2002
16 Western Michigan ..	Sept. 3, 2011
16 at Illinois.....	Oct. 16, 2004
16 Michigan State (FG) ..	Oct. 7, 2017
15 Wisconsin.....	Sept. 13, 1975
15 Notre Dame	Sept. 23, 1978
15 Duke.....	Sept. 30, 1978
15 Wisconsin.....	Nov. 8, 1980
15 Ohio State.....	Nov. 20, 1982
15 Purdue.....	Nov. 5, 1983
15 Minnesota.....	Nov. 10, 1984
15 Notre Dame	Sept. 14, 1985
15 Iowa.....	Oct. 15, 1988
15 Northwestern.....	Oct. 29, 1988
15 UCLA.....	Sept. 22, 1990
15 Illinois.....	Nov. 16, 1991
15 Illinois.....	Nov. 16, 1991
15 Illinois.....	Oct. 23, 1993
15 Illinois.....	Oct. 23, 1999
15 at Purdue	Oct. 7, 2000
15 Miami of Ohio.....	Sept. 1, 2001
15 Purdue.....	Oct. 13, 2001
15 Purdue.....	Oct. 13, 2001
15 at Northwestern.....	Nov. 15, 2003
15 at Penn State.....	Oct. 30, 2010
15 Indiana (FG).....	Nov. 1, 2014
15 at Ohio State.....	Nov. 29, 2014
15 at Indiana.....	Nov. 14, 2015

By Yards (since 1974)


99 Minnesota.....	Nov. 10, 1984
99 South Carolina.....	Sept. 21, 1985
99 Iowa.....	Oct. 15, 1988
99 Notre Dame	Sept. 11, 1993
99 Eastern Michigan.....	Oct. 6, 2007
99 Ohio State.....	Nov. 30, 2013
98 at Oregon.....	Sept. 20, 2003
98 at Michigan State.....	Oct. 1, 2005
98 at Wisconsin.....	Nov. 10, 2007
98 at Notre Dame.....	Sept. 11, 2010

98 Hawaii.....	Sept. 3, 2016
97 Stanford.....	Sept. 18, 1976
97 Iowa.....	Oct. 5, 1991
97 Washington State.....	Sept. 4, 1993
97 Eastern Michigan.....	Sept. 17, 2011
96 Michigan State.....	Oct. 6, 1979
96 at Michigan State.....	Oct. 9, 1999
96 Rice	Sept. 9, 2000
96 Connecticut.....	Sept. 4, 2010
96 vs. Virginia Tech.....	Jan. 3, 2012
95 Wisconsin.....	Nov. 3, 1979
95 Ohio State.....	Nov. 20, 1993
95 Michigan State.....	Oct. 25, 1997
95 at Washington.....	Sept. 1, 2001
95 at Ohio State.....	Nov. 29, 2014
94 Stanford.....	Oct. 5, 1974
94 Illinois.....	Oct. 23, 1993
94 Massachusetts.....	Sept. 18, 2010
94 Bowling Green.....	Sept. 25, 2010
93 Indiana.....	Nov. 2, 1974
93 Minnesota.....	Nov. 1, 1997
93 Florida.....	Jan. 1, 2008
92 Illinois.....	Nov. 9, 1974
92 Wisconsin.....	Sept. 12, 1981
92 Southern California.....	Jan. 1, 1989
92 Purdue.....	Nov. 2, 1991
92 Purdue.....	Oct. 31, 1992
92 Baylor.....	Sept. 20, 1997
92 Baylor.....	Sept. 20, 1997
92 Michigan State.....	Oct. 21, 2000
92 Ohio State.....	Nov. 28, 2015
91 Indiana.....	Oct. 28, 1989
91 Wisconsin.....	Oct. 6, 1990
91 Penn State.....	Nov. 18, 1995
91 at Wisconsin.....	Sept. 25, 1999
91 at Illinois.....	Oct. 16, 2004
91 Bowling Green.....	Sept. 25, 2010
91 at Minnesota.....	Nov. 3, 2012
91 Northwestern.....	Nov. 10, 2012
91 Indiana.....	Oct. 19, 2013

By Time of Possession (since 1978)

10:25 Notre Dame.....	Sept. 13, 2003
10:01 Indiana.....	Sept. 29, 1984
9:56 Indiana.....	Oct. 24, 1998
9:06 Wisconsin.....	Nov. 8, 1980
8:51 Michigan State.....	Oct. 8, 1983
8:48 at Purdue.....	Oct. 6, 2012
8:43 Wisconsin.....	Nov. 16, 2002
8:33 Western Michigan.....	Sept. 3, 2011
8:39 Illinois.....	Oct. 23, 1993
8:24 at Ohio State (FG).....	Nov. 23, 2002
8:24 vs. Kansas State.....	Dec. 28, 2013
8:21 Wisconsin.....	Nov. 8, 1980
8:11 Michigan State.....	Oct. 14, 1978
8:05 Connecticut.....	Sept. 4, 2010
8:04 Colorado.....	Sept. 14, 1996
8:02 Indiana.....	Oct. 14, 2000
8:01 Purdue.....	Nov. 5, 1983

CONQU'RING HEROES



To Fritz —
In sincere appreciation for all
you have done — my best wishes always
to not only the greatest coach in the
world but also the greatest guy — 06'98"
will take you as the all American coach
every day —
Sincerely
Tom




THE HEISMAN TROPHY

The John W. Heisman Trophy has been given to college football's most outstanding player each season since 1935 by the Downtown Athletic Club of New York. The trophy, first known as the D.A.C. trophy was renamed in 1936 for Heisman, the first athletic director for the Downtown Athletic Club. Heisman played football at Penn and Brown and coached for 36 years.

Three Michigan players -- **TOM HARMON** (1940), **DESMOND HOWARD** (1991) and **CHARLES WOODSON** (1997) -- have won the award. Wolverines have placed in the top 12 of the Heisman voting in 25 of the 81 years the trophy has been presented. Two Wolverines (Harmon in 1939, **Bob Chappuis** in 1947) have finished second in the voting, while three (**Rob Lytle** in 1976, **Rick Leach** in 1978, **Jim Harbaugh** in 1986) have finished third. Three others (**Bob Timberlake** in 1964, **Anthony Carter** in 1982, **Chris Perry** in 2003) have placed fourth. Carter placed among the top 10 in his sophomore, junior and senior seasons, while Harmon, **Ron Kramer** (1955, '56) and **Leach** (1977, '78) placed in the top 10 twice in their U-M careers.

Following is a list of the annual Heisman Trophy winners, along with Michigan players who placed in the voting:

YEAR ... WINNER/SCHOOL/POSITION
1935..... Jay Berwanger, Chicago, HB
1936..... Larry Kelly ,Yale, E
1937..... Clint Frank ,Yale, HB
1938..... Davey O'Brien, Texas Christian, QB
1939..... Nile Kinnick, Iowa, HB
..... U-M in Voting: Tom Harmon, HB (2nd)
1940 TOM HARMON, HB
1941..... Bruce Smith, Minnesota, HB
..... U-M in Voting: Bob Westfall, FB (8th)
1942..... Frank Sinkwich, Georgia, HB
1943..... Angelo Bertelli, Notre Dame, QB
..... U-M in Voting: Bill Daley, FB (7th)
1944..... Les Horvath, Ohio State, QB
1945..... Doc Blanchard*, Army, FB
1946..... Glenn Davis, Army, HB
1947..... John Lujack, Notre Dame, QB
..... U-M in Voting: Bob Chappuis, HB (2nd)
1948..... Doak Walker*, Southern Methodist, HB
1949..... Leon Hart, Notre Dame, E
1950..... Vic Janowicz*, Ohio State, HB
1951..... Dick Kazmaier, Princeton, HB
1952..... Billy Vessels, Oklahoma, HB
1953..... John Lattner, Notre Dame, HB
1954..... Alan Ameche, Wisconsin, FB
1955..... Hopalong Cassidy, Ohio State, HB
..... U-M in Voting: Ron Kramer, E (8th)
1956..... Paul Horning, Notre Dame, QB
..... U-M in Voting: Ron Kramer, E (6th)
1957..... John David Crow, Texas A&M, HB
1958..... Pete Dawkins, Army, HB
1959..... Bill Cannon, Louisiana State, HB
1960..... Joe Bellino, Navy, HB
1961..... Ernie Davis, Syracuse, HB
1962..... Terry Baker, Oregon State, QB
1963..... Roger Staubach*, Navy, QB
1964..... John Huarte, Notre Dame, QB
..... U-M in Voting: Bob Timberlake, QB (4th)



YEAR ... WINNER/SCHOOL/POSITION
1965..... Mike Garrett, Southern California, RB
1966..... Steve Spurrier, Florida, QB
1967..... Gary Beban, UCLA, QB
1968..... O.J. Simpson, Southern California, RB
..... U-M in Voting: Ron Johnson, RB (6th)
1969..... Steve Owens, Oklahoma, RB
1970..... Jim Plunkett, Stanford, QB
1971..... Pat Sullivan, Auburn, QB
1972..... Johnny Rodgers, Nebraska, FL
1973..... John Cappelletti, Penn State, RB
1974..... Archie Griffin*, Ohio State, RB
..... U-M in Voting: Dennis Franklin, QB (8th)
1975..... Archie Griffin, Ohio State, RB
..... U-M in Voting: Gordon Bell, RB (8th)
1976..... Tony Dorsett, Pittsburgh, RB
..... U-M in Voting: Rob Lytle, RB (3rd)
1977..... Earl Campbell, Texas, RB
..... U-M in Voting: Rick Leach, QB (8th)
1978..... Billy Sims*, Oklahoma, RB
..... U-M in Voting: Rick Leach, QB (3rd)
1979..... Charles White, Southern California, RB
1980..... George Rogers, South Carolina, RB
..... U-M in Voting: Anthony Carter, WR (10th)
1981..... Marcus Allen, Southern California, RB
..... U-M in Voting: Anthony Carter, WR (7th)
1982..... Herschel Walker*, Georgia, RB
..... U-M in Voting: Anthony Carter, WR (4th)
1983..... Mike Rozier, Nebraska, RB
1984..... Doug Flutie, Boston College, QB
1985..... Bo Jackson, Auburn, RB
1986..... Vinny Testaverde, Miami, Fla., QB
..... U-M in Voting: Jim Harbaugh, QB (3rd)
1987..... Tim Brown, Notre Dame, WR
1988..... Barry Sanders*, Oklahoma State, RB
1989..... Andre Ware*, Houston, QB
1990..... Ty Detmer*, Brigham Young, QB
1991 DESMOND HOWARD, WR

YEAR ... WINNER/SCHOOL/POSITION
1992..... Gino Torretta, Miami, Fla., QB
1993..... Charlie Ward, Florida State, QB
..... U-M in Voting: Tyrone Wheatley, RB (8th)
1994..... Rashaan Salaam*, Colorado, RB
..... U-M in Voting: Tyrone Wheatley, RB (12th)
1995..... Eddie George, Ohio State, RB
..... U-M in Voting: Tshimanga Biakabutuka, RB (8th)
1996..... Danny Wuerffel, Florida, QB
1997 CHARLES WOODSON*, CB/WR/KR
1998..... Ricky Williams, Texas, RB
1999..... Ron Dayne, Wisconsin, RB
2000..... Chris Weinke, Florida State, QB
2001..... Eric Crouch, Nebraska, QB
2002..... Carson Palmer, Southern California, QB
2003..... Jason White, Oklahoma, QB
..... U-M in Voting: Chris Perry, RB (4th)
2004..... Matt Leinart, Southern California, QB
..... U-M in Voting: Braylon Edwards, WR (10th)
2005..... Reggie Bush*, Southern California, RB
2006..... Troy Smith, Ohio State, QB
..... U-M in Voting: Mike Hart, RB (5th)
2007..... Tim Tebow*, Florida, QB
2008..... Sam Bradford*, Oklahoma, QB
2009..... Mark Ingram*, Alabama, RB
2010..... Cam Newton, Auburn, QB
..... U-M in Voting: Denard Robinson, QB (6th)
2011..... Robert Griffin III*, Baylor, QB
2012..... Johnny Manziel*, Texas A&M, QB
2013..... Jameis Winston*, Florida State, QB
2014..... Marcus Mariota*, Oregon, QB
2015..... Derrick Henry*, Alabama, RB
2016..... Lamar Jackson*, Louisville, QB
..... U-M in Voting: Jabrill Peppers, LB/DB (5th)
2017..... Baker Mayfield, Oklahoma, QB

* Non-senior winner

MICHIGAN'S ALL-AMERICANS



CONQUERING HEROES



William Cunningham
Center - 1898




Neil W. Snow
End - 1901



William M. Heston
Halfback - 1903-04



Adolph Germany Schulz
Center - 1907



Albert Benbrook
Guard - 1909-10



Stanfield Wells
End - 1910



James Craig
Halfback - 1913



Miller Pontius
Tackle - 1913



John Maulbetsch
Halfback - 1914



Ernest Allmendinger
Guard - 1917



Frank Culver
Guard - 1917



Cedric Smith
Fullback - 1917



Frank Steketee
Fullback - 1918




Paul Goebel
End - 1921



Henry (Ernie) Vick
Center - 1921



Harry Kipke
Halfback - 1922



Jack Blott
Center - 1923




Edliff R. Slaughter
Guard - 1924



Robert Brown
Center - 1925



Thomas Edwards
Tackle - 1925



Harry Hawkins
Tackle - 1925



Benny Friedman
Quarterback - 1925-26



Bennie G. Oosterbaan
End - 1925-26-27



Otto Pommerening
Tackle - 1928



Maynard Morrison
Center - 1931



Harry Newman
Quarterback - 1932



Charles Bernard
Center - 1932-33



Ted Petoskey
End - 1932-33



Francis (Whitey) Wistert
Tackle - 1933



Ralph Heikkinen
Guard - 1938

M MICHIGAN'S ALL-AMERICANS



Thomas Harmon
Halfback - 1939-40



Edward Frutig
End - 1940



Robert Westfall
Fullback - 1941



Julius Franks
Guard - 1942



Albert Wistert
Tackle - 1942



William Daley
Fullback - 1943




Mervin Pregulman
Tackle - 1943



Elmer Madar
End - 1946




Robert Chappuis
Halfback - 1947



Chalmers (Bump) Elliot
Halfback - 1947



Pete Elliott
Quarterback - 1948



Richard Rifenburg
End - 1948



Alvin Wistert
Tackle - 1948-49



Allen Wahl
Tackle - 1949-50




Lowell Perry
End - 1951



Arthur Walker
Tackle - 1954



Ron Kramer
End - 1955-56



James Pace
Halfback - 1957




Robert Timberlake
Quarterback - 1964




William Yearby
Tackle - 1964-65




Jack D. Clancy
End - 1966




Richard Volk
Defensive Halfback - 1966



Ronald A. Johnson
Halfback - 1968




Thomas N. Curtis
Safety - 1969



James M. Mandich
End - 1969




Dan Dierdorf
Offensive Tackle - 1970




Henry Hill
Middle Guard - 1970



Marty Huff
Linebacker - 1970



Thom Darden
Defensive Back - 1971



Reggie McKenzie
Offensive Guard - 1971


MICHIGAN'S ALL-AMERICANS



CONQUERING HEROES




Mike Taylor
Linebacker - 1971




William Taylor
Halfback - 1971



Randy Logan
Defensive Halfback -
1972



Paul Seymour
Offensive Tackle - 1972



David Gallagher
Defensive Tackle -
1973



Dave Brown
Defensive Back -
1973-74




Don Dufek
Defensive Back - 1975



Bill Dufek
Tackle - 1976



Rob Lytle
Running Back - 1976




Calvin O'Neal
Linebacker - 1976




Jim Smith
Wide Receiver - 1976




Mark Donahue
Offensive Guard - 1976-77




John Anderson
Linebacker - 1977



Walt Downing
Center - 1977




Rick Leach
Quarterback - 1978




Curtis Greer
Defensive Tackle - 1979



Ron Simpkins
Linebacker - 1979



George Lilja
Center - 1980




Kurt Becker
Offensive Guard - 1981



Ed Muransky
Offensive Tackle - 1981




William (Bubba) Paris
Offensive Tackle - 1981



**Harold "Butch"
Woolfolk**
Tailback - 1981



Anthony Carter
Wide Receiver - 1980-
81-82




Tom Dixon
Center - 1983




Stefan Humphries
Offensive Guard - 1983




Brad Cochran
Defensive Back - 1985



Mike Hammerstein
Defensive Tackle - 1985



Jim Harbaugh
Quarterback - 1986




Garland Rivers
Defensive Back - 1986




John Elliott
Offensive Tackle -
1986-87


MICHIGAN'S ALL-AMERICANS




Mark Messner
Defensive Tackle - 1987-88



John Vitale
Center - 1988



Tripp Welborne
Safety - 1989-90



Dean Dingman
Offensive Guard - 1990



Erick Anderson
Linebacker - 1991



Matt Elliott
Offensive Guard - 1991




Desmond Howard
Wide Receiver - 1991




Greg Skrepenak
Offensive Tackle - 1990-91



Derrick Alexander
Wide Receiver - 1992




Joe Cocozzo
Offensive Guard - 1992



Chris Hutchinson
Defensive Tackle - 1992



Remy Hamilton
Kicker - 1994



Ty Law
Cornerback - 1994



Jason Horn
Defensive Tackle - 1995



Jon Runyan
Offensive Tackle - 1995




William Carr
Nose Tackle - 1996



Jarrett Irons
Linebacker - 1996



Rod Payne
Center - 1996



Charles Woodson
Cornerback/Receiver - 1996-97



Glen Steele
Defensive End - 1997



Jerame Tuman
Tight End - 1997



Jon Jansen
Offensive Tackle - 1998



Rob Renes
Nose Tackle - 1999



Steve Hutchinson
Offensive Guard - 1999-2000




David Terrell
Wide Receiver - 2000



Larry Foote
Inside Linebacker - 2001




Marquise Walker
Wide Receiver - 2001



Bennie Joppru
Tight End - 2002



Marlin Jackson
Cornerback - 2002-04




Chris Perry
Running Back - 2003

MICHIGAN'S ALL-AMERICANS


M
CONQUERING HEROES



David Baas
Center - 2004



Braylon Edwards
Wide Receiver - 2004



Ernest Shazor
Strong Safety - 2004



Leon Hall
Cornerback - 2006




Jake Long
Offensive Tackle -
2006-07



LaMarr Woodley
Defensive End - 2006




Denard Robinson
Quarterback - 2010
** Named as back*



David Molk
Center - 2011



Taylor Lewan
Tackle - 2012-13



Jake Butt
Tight End - 2015-16



Jourdan Lewis
Cornerback - 2015-16



Jabrill Peppers
Linebacker - 2016



Maurice Hurst
Defensive Tackle - 2017

Three-time All-Americans

Bennie Oosterbaan, 1925-26-27
Anthony Carter, WR, 1980-81-82

Two-time All-Americans

Willie Heston, HB, 1903-04
Albert Benbrook, G, 1909-10
Benny Friedman, QB, 1925-26
Charles Bernard, C, 1932-33
Ted Petoskey, E, 1932-33
Thomas Harmon, HB, 1939-40
Ron Kramer, E, 1955-56
William Yearby, T, 1964-65
Dave Brown, DB, 1973-74
John Elliott, OT, 1986-87
Mark Messner, DT, 1987-88
Tripp Welborne, S, 1989-90
Greg Skrepenak, OT, 1990-91
Charles Woodson, CB/WR, 1996-97
Steve Hutchinson, OG, 1999-2000
Marlin Jackson, CB, 2002-04
Jake Long, LT, 2006-07
Taylor Lewan, LT, 2012-13
Jake Butt, TE, 2015-16
Jourdan Lewis, CB, 2015-16

BY ORGANIZATION

ALL-AMERICANS

CONSENSUS ALL-AMERICANS

Year	Player	Pos.
1898	William Cunningham	C
1901	Neil Snow	E
1903	Willie Heston	B
1904	Willie Heston	B
1907	Adolph Schultz	C
1909	Albert Benbrook	G
1910	Stanfield Wells	E
	Albert Benbrook	G
1913	Miller Pontius	T
	Jim Craig	B
1914	John Maulbetsch	B
1922	Harry Kipke	B
1923	Jack Blott	C
1925	Bennie Oosterbaan	E
	Benny Friedman	B
1926	Bennie Oosterbaan	E
	Benny Friedman	B
1927	Bennie Oosterbaan	E
1928	Otto Pommerening	T
1932	Harry Newman	B
1933	Francis Wistert	T
	Chuck Bernard	C
1938	Ralph Heikkinen	G
1939	Tom Harmon	B
1940	Tom Harmon	B
1941	Bob Westfall	B
1942	Albert Wistert	T
	Julie Franks	G
1943	Bill Daley	B
1947	Bob Chappuis	B
1948	Dick Rifenburg	E
	Alvin Wistert	T
1949	Alvin Wistert	T
1955	Ron Kramer	E
1956	Ron Kramer	E
1965	Bill Yearby	DT
1966	Jack Clancy	E
1969	Jim Mandich	E
	Tom Curtis	DB
1970	Dan Dierdorf	T
1971	Reggie McKenzie	G
	Mike Taylor	LB
1972	Paul Seymour	T
	Randy Logan	DB
1973	Dave Gallagher	DL
	Dave Brown	DB
1974	Dave Brown	DB
1976	Rob Lytle	RB
	Mark Donahue	G
1977	Mark Donahue	G
1979	Ron Simpkins	LB
1981	Anthony Carter	WR
	Ed Muransky	OL
	Kurt Becker	OL
1982	Anthony Carter	WR
1985	Mike Hammerstein	DL
	Brad Cochran	DB
1986	Garland Rivers	DB
1987	John Elliot	OL
1988	John Vitale	C
	Mark Messner	DL
1989	Tripp Welborne	DB
1990	Tripp Welborne	DB
1991	Desmond Howard	WR
	Greg Skrepenak	OL

1996	Jarrett Irons	LB
1997	Charles Woodson	DB
2000	Steve Hutchinson	OL
2003	Chris Perry	RB
2004	Braylon Edwards	WR
	David Baas	OL
	Marlin Jackson	DB
	Ernest Shazor	DB
2006	Leon Hall	DB
	Jake Long	LT
	LaMarr Woodley	DE
2007	John Long	LT
2011	David Molk	C
2012	Taylor Lewan	T
2013	Taylor Lewan	T
2016	Jake Butt	TE
	Jourdan Lewis	CB
	Jabrill Peppers	LB
2017	Maurice Hurst	DL

AMERICAN FOOTBALL COACHES ASSOCIATION

Year	Player	Pos.
1947	Bob Chappuis	FB
	Bump Elliot	HB
1948	Alvin Wistert	T
1955	Ron Kramer	E
1956	Ron Kramer	E
1965	Bill Yearby	T
1966	Jack Clancy	E
1969	Jim Mandich	E
1970	Dan Dierdorf	T
	Marty Huff	T
1971	Thom Darden	DB
	Mike Taylor	LB
1972	Randy Logan	DB
	Paul Seymour	OT
1973	David Brown	DB
	Dave Gallagher	DL
1974	David Brown	DB
1975	Don Dufek	DB
1976	Rob Lytle	FB
1977	Walt Downing	C
	Mark Donahue	OL
1978	Rick Leach	QB
1979	Curtis Greer	DL
1981	Kurt Becker	OL
	Anthony Carter	WR
1982	Anthony Carter	WR
1983	Tom Dixon	OL
1985	Brad Cochran	DB
	Mike Hammerstein	DL
1986	Garland Rivers	DB
	John Elliott	OL
1987	John Elliott	OL
1988	Mark Messner	DL
1989	Tripp Welborne	DB
1990	Tripp Welborne	DB
	Dean Dingman	OL
1991	Greg Skrepanek	OL
	Desmond Howard	WR
1992	Chris Hutchinson	DL
1995	Jason Horn	DL
1996	Rod Payne	C
	Jarrett Irons	LB
1997	Glen Steele	DL
	Charles Woodson	DB

1998	Jon Jansen	OL
2000	Steve Hutchinson	OL
2001	Marquise Walker	WR
2003	Chris Perry	RB
2004	Braylon Edwards	WR
	Marlin Jackson	DB
2006	Leon Hall	DB
	Jake Long	OL
	LaMarr Woodley	DL
2007	Jake Long	OL
2016	Jake Butt	TE
	Jourdan Lewis	CB
	Jabrill Peppers	LB
	Kyle Kalis (2nd)	OL
2017	Maurice Hurst (2nd)	DT

WALTER CAMP FOOTBALL FOUNDATION

First Team

Year	Player	Pos.
1903	William Heston	HB
1904	William Heston	HB
1907	Adolph Schulz	C
1909	Albert Benbrook	G
1910	Albert Benbrook	G
	Stanfield Wells	E
1913	James Craig	HB
1914	John Maulbetsch	HB
1918	Frank Steketee	FB
1921	Henry Vick	C
1922	Harry Kipke	HB
1923	Jack Blott	C
1924	Edliff Slaughter	G
1925	Bennie Oosterbaan	E
1926	Bennie Oosterbaan	E
1927	Bennie Oosterbaan	E
1932	Fred Petoskey	E
	Harry Newman	QB
1933	Francis Wistert	T
	Charles Bernard	C
1938	Ralph Heikkinen	G
1939	Tom Harmon	HB
1940	Tom Harmon	HB
1941	Robert Westfall	FB
1942	Al Wistert	T
1943	William Daly	FB
1947	Bob Chappuis	HB
1948	Richard Rifenburg	E
	Alvin Wistert	T
1949	Alvin Wistert	T
1955	Ron Kramer	E
1956	Ron Kramer	E
1965	William Yearby	LB
1966	Jack Clancy	E
1969	Jim Mandich	E
	Tom Curtis	DB
1970	Dan Dierdorf	OT
1971	Reggie McKenzie	OG
	Mike Taylor	LB
1972	Randy Logan	DB
1973	Dave Gallagher	DL
1974	Dave Brown	DB
1975	Don Dufek	LB
1976	Mark Donahue	OG
	Rob Lytle	RB
	Calvin O'Neal	LB
1977	Mark Donahue	OG

1979	Ron Simpkins	LB
1980	George Lilja	C
1981	Anthony Carter	WR
	William Paris	OT
1982	Anthony Carter	WR
1985	Brad Cochran	DB
1986	Garland Rivers	DB
1987	John Elliot	OT
1988	John Vitale	C
	Mark Messner	DL
1989	Tripp Welborne	DB
1990	Greg Skrepenak	OT
	Tripp Welborne	DB
1991	Desmond Howard	WR
	Greg Skrepenak	OT
1994	Remy Hamilton	PK
	Ty Law	DB
1996	Jarrett Irons	LB
1997	Charles Woodson	DB
2000	Steve Hutchinson	OL
2003	Chris Perry	RB
2004	Braylon Edwards	WR
	David Baas	C
	Ernest Shazor	DB
2006	Leon Hall	DB
	Jake Long	LT
	LaMarr Woodley	DE
2007	Jake Long	LT
2011	David Molk	C
2012	Taylor Lewan	LT
2016	Jake Butt	TE
	Jourdan Lewis	CB
	Jabrill Peppers	LB

Second Team

Year	Player	Pos.
1999	Steve Hutchinson	OL
2000	David Terrell	WR
	Anthony Thomas	RB
2004	Marlin Jackson	CB
2006	Mike Hart	RB
2007	Mike Hart	RB
	Shawn Crable	LB
	Mario Manningham	WR
2009	Brandon Graham	DE
	Zoltan Mesko	P
2015	Jourdan Lewis	CB
2017	Devin Bush	LB
	Maurice Hurst	DT

ASSOCIATED PRESS

First Team

Year	Player	Pos.
1926	Benny Friedman	QB
1927	Bennie Oosterbaan	E
1928	Otto Pommerening	T
1932	Harry Newman	QB
1933	Charles Bernard	C
1938	Ralph Heikkinen	G
1939	Tom Harmon	B
1940	Tom Harmon	B
1943	William Daley	FB
1946	Elmer Madar	E
1948	Richard Rifenburg	E
1950	Alvin Wistert	T
1956	Ron Kramer	E
1957	James Pace	B

ALL-AMERICANS

1964	Robert Timberlake	QB
1966	John Clancy	E
1969	Jim Mandich	E
	Tom Curtis	DB
1970	Dan Dierdorf	T
	Mike Taylor	LB
1971	Reggie McKenzie	G
1973	Dave Gallagher	DT
1974	Dave Brown	DB
1976	Jim Smith	WR
	Rob Lytle	RB
1977	Mark Donahue	G
1979	Ron Simpkins	LB
1980	Anthony Carter	WR
1981	Ed Muransky	T
	Kurt Becker	G
	Anthony Carter	WR
1982	Anthony Carter	WR
1983	Tom Dixon	C
1985	Mike Hammerstein	T
1988	Mark Messner	T
1989	Tripp Welbourne	DB
1990	Tripp Welbourne	DB
1991	Greg Skrepenak	T
	Desmond Howard	WR
1996	Jarrett Irons	LB
	Charles Woodson	DB
1997	Charles Woodson	DB
2000	Steve Hutchinson	OG
2003	Chris Perry	RB
2004	David Baas	OL
	Braylon Edwards	WR
	Marlin Jackson	DB
	Ernest Shazor	DB
2006	Leon Hall	DB
	Jake Long	LT
	LaMarr Woodley	DE
2007	Jake Long	LT
2011	David Molk	C
2012	Taylor Lewan	LT
2016	Jourdan Lewis	CB
	Jabrill Peppers	LB
2017	Maurice Hurst	DT

2003	David Baas	OG
	Tony Pape	OT
2006	Alan Branch	DT
	David Harris	ILB
	Mike Hart	RB
2007	Mike Hart	RB
	Mario Manningham	WR
2009	Brandon Graham	DE
	Zoltan Mesko	P
2015	Jake Butt	TE
	Jourdan Lewis	CB
2016	Jake Butt	TE

Third Team

Year	Player	Pos.
1988	Tony Boles	RB
1989	Dean Dingman	G
1990	Desmond Howard	PR
1991	Erick Anderson	LB
1992	Derrick Alexander	WR
1995	Jon Runyan	T
	Tim Biakabutuka	RB
1998	Jon Jansen	OT
2000	Anthony Thomas	RB
2002	Bennie Joppru	TE
2010	Denard Robinson	QB
2017	Devin Bush	LB

FOOTBALL WRITERS ASSOCIATION OF AMERICA

Year	Player	Pos.
1947	Bob Chappuis	B
1948	Dick Rifenburg	E
1949	Robert Wahl	T
1954	Art Walker	T
1955	Ron Kramer	E
1956	Ron Kramer	E
1964	Bob Timberlake	B
1966	Jack Clancy	E
1968	Ron Johnson	RB
1969	Jim Mandich	E
1970	Dan Dierdorf	T
1971	Reggie McKenzie	OL
	Mike Taylor	LB
1972	Paul Seymour	T
1973	Dave Brown	DB
1974	Dave Brown	DB
1975	Don Dufek	DB
1976	Mark Donahue	OL
	Jim Smith	KR
1977	Mark Donahue	OL
	John Anderson	LB
1979	Curtis Greer	DL
	Ron Simpkins	LB
1981	Anthony Carter	WR
1982	Anthony Carter	WR
1983	Stefan Humphries	OL
1985	Brad Cochran	DB
1987	John Elliot	OL
1988	Mark Messner	DL
1990	Tripp Welborne	DB
1991	Desmond Howard	WR
1992	Chris Hutchinson	DL
1996	Charles Woodson	DB
1997	Charles Woodson	DB
2000	Steve Hutchinson	OL

2004	Braylon Edwards	WR
	David Baas	OL
	Marlin Jackson	DB
	Ernest Shazor	DB
2006	Leon Hall	DB
	Jake Long	OL
	LaMarr Woodley	DL
2007	Jake Long	LT
2010	Denard Robinson	QB
	(named to the team as RB)	
2011	David Molk	C
2016	Jabrill Peppers	LB

Second Team

Year	Player	Pos.
1944	Milan Lazetich	T
1947	John White	C
	Bump Elliott	B
1948	Alvin Wistert	T
1949	Dick Kempthorn	B
2015	Jourdan Lewis	CB
2016	Jourdan Lewis	CB
2017	Maurice Hurst	DT

Third Team

Year	Player	Pos.
1946	Elmer Madar	E
	Robert Wiese	B
1948	Dominic Tomasi	G
1949	Chuck Ortmann	HB

THE SPORTING NEWS

Year	Player	Pos.
1943	Merv Pregulman	T
	Bill Daley	B
1947	Bob Chappuis	B
1948	Dick Rifenburg	E
	Al Wistert	T
1949	Al Wistert	T
1955	Ron Kramer	E
1956	Ron Kramer	E
1965	Bill Yearby	DE
1966	Jack Clancy	TE
	Rich Volk	S
1971	Reggie McKenzie	OG
	Mike Taylor	LB
	Thom Darden	S
1972	Paul Seymour	OT
1973	Dave Gallagher	DT
1974	Dave Brown	S
1976	Jim Smith	WR
	Calvin O'Neal	LB
1977	Mark Donahue	OG
	Walt Downing	C
1980	Anthony Carter	WR
1981	Anthony Carter	WR
1982	Anthony Carter	WR
1983	Stefan Humphries	OG
	Tom Dixon	C
1987	Mark Messner	DL
1988	Mark Messner	DL
1989	Tripp Welborne	DB
1990	Dean Dingman	OG
	Tripp Welborne	DB
1991	Desmond Howard	WR
	Greg Skrepenak	OT

1997	Charles Woodson	CB
1999	Rob Renes	DT
2000	Steve Hutchinson	OG
2003	Chris Perry	RB
2004	Braylon Edwards	WR
	Marlin Jackson	CB
2006	LaMarr Woodley	DL
2007	Jake Long	LT
2011	David Molk	C
2013	Taylor Lewan	LT
2016	Jourdan Lewis	CB
	Jabrill Peppers	LB
2017	Maurice Hurst	DT

Second Team

Year	Player	Pos.
1996	William Carr	DT
	Charles Woodson	CB
1997	Marcus Ray	DB
2000	David Terrell	WR
2001	Larry Foote	ILB
	Marquise Walker	WR
2003	David Baas	OG
2004	David Baas	OG
2006	Alan Branch	DT
	Leon Hall	DB
	Jake Long	LT
2015	Jake Butt	TE
	Jabrill Peppers	DB
2016	Jake Butt	TE
	Chris Wormley	DE

Third Team

Year	Player	Pos.
1997	Jerame Tuman	TE
1999	James Hall	DE
2000	Anthony Thomas	RB
2001	Jonathan Goodwin	OG
2002	Marlin Jackson	CB

Fourth Team

Year	Player	Pos.
2002	Victor Hobson	OLB

Second Team

Year	Player	Pos.
1971	Thom Darden	DB
1972	Paul Seymour	T
	Randy Logan	DB
1975	Tim Davis	G
1976	Calvin O'Neal	LB
1988	John Vitale	C
1990	Dean Dingman	G
1992	Steve Everitt	C
	Chris Hutchinson	DT
	Joe Cocozzo	G
1994	Remy Hamilton	K
1995	Jason Horn	DT
1996	William Carr	DT
1997	Glen Steele	DL
	Jerame Tuman	TE
	Marcus Ray	DB
	Sam Sword	LB
2000	Jeff Backus	OT
	David Terrell	WR
2001	Larry Foote	ILB
	Jonathan Goodwin	OG
	Marquise Walker	WR
2002	Marlin Jackson	CB

HALL OF FAME INDUCTEES

NATIONAL FOOTBALL FOUNDATION AND COLLEGE HALL OF FAME INDUCTEES

PLAYERS.....INDUCTED

- Albert Benbrook, G 1971
- Dave Brown, DB.....2007
- Anthony Carter, WR.....2001
- Bob Chappuis, HB1988
- Tom Curtis, S2005
- Dan Dierdorf, T2000
- Chalmers "Bump" Elliott!, HB... 1989
- Pete Elliott, QB/DB.....1994
- Benny Friedman, QB.....1951
- Tom Harmon, HB.....1954
- Willie Heston#, HB 1954
- Elroy Hirsch*, HB.....1974
- Desmond Howard, WR.....2010
- Ron Johnson, TB1992
- Harry Kipke, HB.....1958

- Ron Kramer, E1978
- Rob Lytle, RB2015
- Jim Mandich, TE.....2004
- Johnny Maulbetsch^, HB..... 1973
- Reggie McKenzie, OG.....2002
- Harry Newman, QB.....1975
- Bennie Oosterbaan, E.....1954
- Merv Pregulman, T1982
- Germany Schulz, C1951
- Neil Snow, HB1960
- Ernie Vick, C.....1983
- Bob Westfall, FB1987
- Albert Wistert, T1968
- Alvin Wistert%, T1981
- Francis Wistert, T.....1967
- Charles Woodson, DB.....2018

COACHES.....INDUCTED

- Lloyd Carr 2011
- Fritz Crisler..... 1954
- George Little..... 1955

- Bo Schembechler 1993
- Elton Wieman..... 1956
- Fielding Yost 1951

! Also attended Purdue University
Also attended San Jose State Univ.
** Also attended the Univ. of Wisconsin*
^ Also attended Adrian College
% Also attended Boston University

NATIONAL FOOTBALL FOUNDATION AND COLLEGE HALL OF FAME SPECIAL RECOGNITION

- GOLD MEDAL**
 Gerald R. Ford.....1972

- OUTSTANDING CONTRIBUTION TO AMATEUR FOOTBALL AWARD**
 Donald B. Canham.....1991

ROSE BOWL HALL OF FAME

- Charles Woodson2017
- Tyrone Wheatley2015
- Lloyd Carr2013
- Brian Griese2012
- Chuck Ortmann2008
- Mel Anthony2002
- Butch Woolfolk..... 1998
- Bo Schembechler.....1993
- Bob Chappius.....1992
- Neil Snow1990
- Bump Elliott 1989

SPECIAL NCAA FOOTBALL AWARDS

- THEODORE ROOSEVELT AWARD**
 Gerald R. Ford.....1975

- SILVER ANNIVERSARY AWARD**
 Lowell W. Perry.....1977
 Ron Kramer.....1982
 Jack Lousma.....1983

- PROFESSION AWARD**
 Gerald R. Ford
(Congressman), 1966
 Captain Jack Lousma
(Astronaut), 1967

STATE OF MICHIGAN SPORTS HALL OF FAME

- Fielding H. Yost, Football *1955
- William Heston, Football..... 1955
- Eddie Tolan, Track 1958
- Bennie Oosterbaan, Football.....1958
- Ray Fisher, Baseball..... 1959

- Matt Mann, Swimming..... 1959
- Germany Schulz, Football 1960
- George Sisler, Baseball 1960
- Fritz Crisler, Football..... 1960
- Bill Hewitt, Football 1961
- Benny Friedman, Football 1961
- Branch Rickey, Baseball..... 1961
- Tom Harmon, Football..... 1962
- Frederick Matthaei, Sportsman..1964
- Harry Kipke, Football..... 1968
- Ron Kramer, Football..... 1971
- Chuck Kocsis, Golf..... 1974
- Gerald R. Ford, Football..... 1977
- Don Canham, Track..... 1978
- Willis Ward, Track..... 1981
- Cliff Keen, Wrestling 1981
- Bob Ufer, Track..... 1982
- Bill Freehan, Baseball/Football
1982
- Pete Elliott, Football 1983
- John MacInnes, Hockey 1984
- Bob Westfall, Football 1986
- Don Lund, Baseball 1987
- Bo Schembechler, Football..... 1990
- Cazzie Russell, Basketball 1991
- Micki King, Diving 1993
- Reggie McKenzie, Football..... 1994
- Rudy Tomjanovich, Basketball
 1995
- Red Berenson, Hockey..... 1996
- Anthony Carter, Football 2000
- Dan Dierdorf, Football 2001
- Bump Elliott, Football 2002
- Jim Abbott, Baseball 2004
- Ron Johnson, Football 2005
- Desmond Howard, Football.... 2007
- Glen Rice, Basketball 2007
- Frank Beckmann, Broadcasting
 2007
- Greg Barton, Kayaking..... 2007
- Bill Flemming, Broadcasting.. 2010
- Steve Fraser, Wrestling..... 2010
- Rick Leach, Baseball/Football.....
 2010
- Jon Urbanek, Swimming... 2010
- Lloyd Carr, Football.....2011
- Carol Hutchins, Softball 2011
- Greg Meyer, Track..... 2011
- Chuck Bernard, Football 2012
- Bob Chappuis, Football..... 2012
- Dick Kimball, Swimming..... 2013
- Tyrone Wheatley, Football.... 2013
- Jim Brandstatter, Football 2014
- Barry Larkin, Baseball..... 2015
- Derek Jeter, Baseball..... 2016
- Jalen Rose, Basketball..... 2017
- Jon Jansen, Football..... 2017

* Induction Year



COACH LLOYD CARR
 2011 NFF and College Hall of Fame Inductee

PLAYERS OF THE YEAR

HEISMAN MEMORIAL TROPHY

Presented to college football's most outstanding player each season by the Downtown Athletic Club of New York.

- 1939 Tom Harmon (2nd)
- 1940..... TOM HARMON (WINNER)**
- 1941 Bob Westfall (8th)
- 1943 Bill Daley (7th)
- 1947 Bob Chappuis (2nd)
- 1955 Ron Kramer (8th)
- 1956 Ron Kramer (6th)
- 1964 Bob Timberlake (4th)
- 1968 Ron Johnson (6th)
- 1974 Dennis Franklin (8th)
- 1975 Gordon Bell (8th)
- 1976 Rob Lytle (3rd)
- 1977 Rick Leach (8th)
- 1978 Rick Leach (3rd)
- 1980 Anthony Carter (10th)
- 1981 Anthony Carter (7th)
- 1982 Anthony Carter (4th)
- 1986 Jim Harbaugh (3rd)
- 1991..... DESMOND HOWARD (WINNER)**
- 1993 Tyrone Wheatley (8th)
- 1994 Tyrone Wheatley (12th)
- 1995 Tshimanga Biakabutuka (8th)
- 1997..... CHARLES WOODSON (WINNER)**
- 2003 Chris Perry (4th)
- 2004 Braylon Edwards (10th)
- 2006 Mike Hart (5th)
- 2010 Denard Robinson (6th)
- 2016 Jabrill Peppers (5th)

WALTER CAMP AWARD

Honoring the nation's most outstanding college football player, first presented in 1967 by the Walter Camp Foundation in balloting by Division I-A coaches and Sports Information Directors. The award is named after Walter Camp, one of the founders of modern American football.

- 1991 Desmond Howard (winner)**
- 1997..... Charles Woodson (winner)**
- 2003 Chris Perry (finalist)
- 2004 Braylon Edwards (semifinalist)
- 2016 Jabrill Peppers (finalist)

MAXWELL AWARD

Honoring the nation's most outstanding college football player, first presented in 1937 by the Maxwell Memorial Football Club of Philadelphia. The award is named after Robert "Tiny" Maxwell, a Philadelphia native who played at the University of Chicago as a lineman near the turn of the century.

- 1940 Tom Harmon (winner)**
- 1991 Desmond Howard (winner)**
- 1997 Charles Woodson (finalist)
- 2007 Mike Hart (semifinalist)
- 2010 Denard Robinson (semifinalist)
- 2016 Jabrill Peppers (finalist)

DOUGLAS FAIRBANKS TROPHY

Honoring the nation's most outstanding college football player, this award was the precursor to the Heisman Trophy.

- 1932 Harry Newman (winner)**

CHEVROLET PLAYER OF THE YEAR

- 1978..... Rick Leach (Offense)
- 1991 Desmond Howard (Offense)
- 1996 Charles Woodson (Defense)
- 1997 Charles Woodson (Defense)
- 2006 LaMarr Woodley (Defense)

ASSOCIATED PRESS PLAYER OF THE YEAR

- 2003..... Chris Perry (fifth)

UPI PLAYER OF THE YEAR

- 1991 Desmond Howard

THE SPORTING NEWS PLAYER OF THE YEAR

- 1997 Charles Woodson

FOOTBALL NEWS PLAYER OF THE YEAR


- 1978 Rick Leach (winner)**
- 1991 Desmond Howard (winner)**
- 1992 Chris Hutchinson
(semifinalist, defense)
- 1993 Tyrone Wheatley
(semifinalist, offense)
- 1996 Jarrett Irons (semifinalist)
- 1997 Charles Woodson (winner)
- 2001 Larry Foote (semifinalist)

ATHLON SPORTS PLAYER OF THE YEAR


- 1991 Desmond Howard



HARRY NEWMAN
1932 Fairbanks Award winner



RICK LEACH
1978 Football News Player of the Year



LAMARR WOODLEY
2006 Chevrolet Defensive Player of the Year

PLAYER AWARDS

BRONKO NAGURSKI AWARD

First presented in 1993 to honor the nation's top collegiate defensive player. Presented by the Football Writers Association of America.

1997..... Charles Woodson (winner)

2006..... Leon Hall (finalist)
2016..... Jabrill Peppers (finalist)

ROTARY LOMBARDI AWARD

Honoring the most outstanding college lineman of the year, first presented in 1970 by the Rotary Club of Houston, Texas. The award is named after professional football coach Vince Lombardi, a member of the legendary "Seven Blocks of Granite" at Fordham in the 1930s.

1981..... Kurt Becker (semifinalist)
1985..... Mike Hammerstein (finalist)
1987..... John Elliott (finalist)
1988..... Mark Messner (finalist)
1991..... Greg Skrepenak (finalist)
1998..... Jon Jansen (semifinalist)
1999..... Rob Renes (semifinalist)
Steve Hutchinson (semifinalist)
2000..... Steve Hutchinson (finalist)
2006.... LaMarr Woodley (winner)
2007..... Jake Long (finalist)
2016..... Jabrill Peppers (finalist)

BUTKUS AWARD

First presented in 1985 to honor the nation's best collegiate linebacker by the Downtown Athletic Club of Orlando, Fla. The award is named after Dick Butkus, two-time consensus All-American at Illinois and six-time All-Pro linebacker with the Chicago Bears.

1985..... Mike Mallory (finalist)
1991 Erick Anderson (winner)
1995..... Jarrett Irons (finalist)
1996..... Jarrett Irons (semifinalist)
1997..... Sam Sword (semifinalist)
1999..... Dhani Jones (semifinalist)
James Hall (semifinalist)
2001..... Larry Foote (semifinalist)
2006..... David Harris (semifinalist)
2007..... Shawn Crable (semifinalist)
2009..... Obi Ezech (semifinalist)
2014..... Jake Ryan (finalist)
2017..... Devin Bush (finalist)

JIM THORPE AWARD

First presented in 1986 to honor the nation's best defensive back by the Jim Thorpe Athletic Club of Oklahoma City. The award is named after Jim Thorpe, Olympic champion, two-time consensus All-American halfback at Carlisle and professional football player.

1989..... Tripp Welborne (finalist)
1996..... Charles Woodson (finalist)
1997..... Charles Woodson (winner)

2003..... Ernest Shazor (finalist)
2006..... Leon Hall (finalist)
2015..... Jourdan Lewis (semifinalist)
2016..... Jabrill Peppers (semifinalist)
2016..... Jourdan Lewis (finalist)

TED HENDRICKS AWARD

The award, first presented in 2002, is given to the foremost defensive end in college football for on-field performance, leadership abilities, and contributions to school and community.

2006..... LaMarr Woodley (winner)

2009..... Brandon Graham (finalist)

LOTT IMPACT TROPHY

First presented in 2004, the Lott Trophy honors the Defensive IMPACT Player of the Year. The award is named for former USC Trojan Ronnie Lott, a member of the College and Pro Football Halls of Fame.

2006..... Leon Hall (quarterfinalist)
2006..... LaMarr Woodley (quarterfinalist)
2016..... Jabrill Peppers (winner)

CHUCK BEDNARIK DEFENSIVE PLAYER OF THE YEAR

1996..... Jarrett Irons (semifinalist)
1997..... Charles Woodson (winner)
2006..... LaMarr Woodley (finalist)
2007..... Shawn Crable (semifinalist)
2015..... Jourdan Lewis (semifinalist)
2016..... Jabrill Peppers (finalist)
2017..... Maurice Hurst (semifinalist)

HARLEY-GRIFFIN COLLEGE FOOTBALL PLAYER OF THE YEAR

1997..... Charles Woodson (winner)

DAVEY O'BRIEN NATIONAL QUARTERBACK AWARD

First presented in 1977 as the O'Brien Memorial Trophy to the most outstanding player in the Southwest. In 1981, the Davey O'Brien Educational and Charitable Trust of Fort Worth, Texas, renamed the award the Davey O'Brien National Quarterback Award, honoring the nation's best quarterback.

1991..... Elvis Grbac (finalist)
1992..... Elvis Grbac (finalist)
1997..... Brian Griese (finalist)
2003..... John Navarre (semifinalist)
2006..... Chad Henne (semifinalist)
2010..... Denard Robinson (semifinalist)
2016..... Wilton Speight (semifinalist)

JOHNNY UNITAS GOLDEN ARM AWARD

Presented for the first time in 1987 to honor the nation's top senior quarterback. Sponsored by the Kentucky Chapter of the National Football Foundation and College Football Hall of Fame, Inc. Each year, a committee composed of NFL executives, coaches, scouts and media members selects the winner based on citizenship, scholarship, leadership and athletic accomplishments. The award is named after NFL Hall of Fame quarterback Johnny Unitas.

1992..... Elvis Grbac (finalist)
2003..... John Navarre (finalist)

MANNING AWARD

The award was created in 2005 to honor the college football accomplishments of Archie, Peyton and Eli Manning and is presented following the bowl season. It is the only quarterback award that takes into consideration bowl performance.

2006..... Chad Henne (finalist)
2010..... Denard Robinson (finalist)

FRED BILETNIKOFF RECEIVER AWARD

First presented in 1994 to honor the nation's top collegiate pass receiver. Sponsored by the Tallahassee Quarterback Club of Tallahassee, Fla. The award is named after Fred Biletnikoff, former Florida State All-American and NFL Oakland Raiders receiver, a member of both the College Football Hall of Fame and the Pro Football Hall of Fame.

1995..... Mercury Hayes (semifinalist)
1997..... Charles Woodson (candidate)
1997..... Tai Streets (candidate)
1998..... Tai Streets (candidate)
1999..... David Terrell (candidate)
2000..... David Terrell (semifinalist)
2001..... Marquise Walker (semifinalist)
2003..... Braylon Edwards (candidate)
2004 Braylon Edwards (winner)
2005..... Jason Avant (semifinalist)
2007..... Mario Manningham (finalist)

DOAK WALKER NATIONAL RUNNING BACK AWARD

Presented for the first time in 1990 to honor the nation's best running back among Division I-A juniors or seniors who combine outstanding achievements on the field, in the classroom and in the community. The award is named after Doak Walker, Southern Methodist's three-time consensus All-American halfback and 1948 Heisman Trophy winner.

1990..... Jon Vaughn (finalist)
1995..... T. Biakabutuka (finalist)
2000..... Anthony Thomas (finalist)
2003 Chris Perry (winner)
2006..... Mike Hart (finalist)
2007..... Mike Hart (finalist)

NATIONAL PLAYER AWARDS

JOHN MACKEY TIGHT END AWARD

Presented for the first time in 2000, the John Mackey Award is given to the most outstanding tight end in the nation. A tight end by whom all others are measured, Mackey was a role model on and off the field as demonstrated by his Super Bowl Championship, his commitment to community and his place in history as the first President of the NFLPA.

- 2013..... Devin Funchess (semifinalist)
- 2015..... Jake Butt (semifinalist)
- 2016 Jake Butt (winner)**

DAVE RIMINGTON TROPHY OUTSTANDING CENTER

Presented since 2000 to honor the top center in college football by Canon USA, Black & Decker and Power Sentry. The award is named after Dave Rimington, a two-time consensus first-team All-America center at Nebraska (1981-82) and the only double winner of the Outland Trophy.

- 2004 David Baas (co-winner)**
- 2006..... Mark Bihl (finalist)
- 2010..... David Molk (finalist)
- 2011 David Molk (winner)**

OUTLAND TROPHY

Honoring the most outstanding interior lineman in the nation, first presented in 1946 by the Football Writers Association of America. The award is named for its benefactor, Dr. John H. Outland.

- 1987..... John Elliott (finalist)
- 1991..... Greg Skrepenak (finalist)
- 2004..... David Baas (finalist)
- 2007..... Jake Long (finalist)

LOU GROZA COLLEGIATE PLACEKICKER AWARD

Presented for the first time in 1992 to honor the nation's top collegiate placekicker. Sponsored by the Palm Beach County Sports Authority in conjunction with the Orange Bowl Committee. The award is named after NFL Hall of Fame kicker Lou Groza.

- 1994..... Remy Hamilton (finalist)
- 1995..... Remy Hamilton (semifinalist)
- 1996..... Remy Hamilton (semifinalist)
- 1997..... Kraig Baker (semifinalist)
- 2005..... Garrett Rivas (semifinalist)
- 2006..... Garrett Rivas (semifinalist)
- 2017..... Quinn Nordin (semifinalist)

RAY GUY PUNTER AWARD

Presented annually to the college punter of the year by the Greater Augusta Sports Council. The award is named after Ray Guy, an All-American at Southern Mississippi and a Pro Bowler with the Oakland Raiders.

- 2000..... Hayden Epstein (finalist)
- 2008..... Zoltan Mesko (semifinalist)
- 2009..... Zoltan Mesko (finalist)

ALLSTATE GOOD WORKS TEAM

This award honors dedicated and hard-working student-athletes for their off-the-field achievements and selfless contributions to their communities. First presented in 1992, the award is co-sponsored by the American Football Coaches Association (AFCA).

- 2009..... Zoltan Mesko
- 2012..... Patrick Omameh

WALTER CAMP MAN OF THE YEAR

This award is given to an individual who is closely associated with college football as either a player, coach, or in a position that is attendant to the game. First presented in 1967, the award is named after Walter Camp.

- 1967..... Harry G. Kipke

WALTER CAMP DISTINGUISHED AMERICAN AWARD

First presented in 1978, this award recipient is an individual who has utilized his or her talents to attain great success in a business or profession, in private life or public service. The award is named after Walter Camp.

- 1983..... Tom Harmon
- 1999..... Bo Schembechler

TUSS MCLAUGHRY AWARD

Presented for the first time in 1964, this award is given to a distinguished American (or Americans) for the highest distinction in service to others. The award is named in honor of DeOrmond "Tuss" McLaughry, the first full-time secretary of the American Football Coaches Association.

- 1975..... Gerald R. Ford

AMOS ALONZO STAGG AWARD

The award is given to the "individual, group or institution whose services have been outstanding in the advancement of the best interests of football." Its purpose is "to perpetuate the example and influence of Amos Alonzo Stagg," the man instrumental in founding the American Football Coaches Association in the 1920s.

- 1962..... Tad Wieman
- 1979..... Fritz Crisler
- 1999..... Bo Schembechler

GOLD MEDAL AWARD

Presented since 1958, this yearly award is highest individual award bestowed by the National Football Foundation and College Football Hall of Fame.

- 1972..... Gerald R. Ford

WILLIAM V. CAMPBELL TROPHY

This award is presented to seniors or graduate students in their final year of eligibility, have a GPA of 3.2 or better, are a significant contributor on the field and have demonstrated strong leadership and citizenship off the field. The award is presented by the NFF Awards Committee.

- 2014..... Desmond Morgan (semifinalist)
- 2015..... Desmond Morgan (semifinalist)
- 2016..... Michael Jocz (semifinalist)
- 2017..... Mike Wroblewski (semifinalist)

THE WUERFFEL TROPHY

The Wuerffel Trophy is presented annually to a FBS student-athlete who best exhibits exemplary community service.

- 2014..... Brennen Beyer (finalist)

SENIOR CLASS AWARD

To be eligible for the Senior CLASS Award, a student-athlete must be classified as a senior and have notable achievements in four areas of excellence - community, classroom, character and competition. An acronym for Celebrating Loyalty and Achievement for Staying in School, the Senior CLASS Award focuses on the total student-athlete and encourages students to use their platform in athletics to make a positive impact as leaders in their communities.

- 2014..... Devin Gardner (finalist)
- 2016 Jake Butt (winner)**

NATIONAL COACHING AWARDS

AFCA COACH OF THE YEAR

Presented since 1935 by the American Football Coaches Association. GTE has been sponsoring the award since 1996.

1947.....Fritz Crisler
1948.....Bennie Oosterbaan
1969.....Bo Schembechler
1997.....Lloyd Carr

-- Michigan, Mount Union, Penn State, Alabama, Augustana (Ill.), North Dakota State and Wittenberg are the only institutions with coaches who have won this award four times.

-- Michigan is the only school to win back-to-back AFCA Coach of the Year awards (Crisler in 1947, Oosterbaan in 1948).

AFCA REGIONAL COACH OF THE YEAR

1960.....Chalmers "Bump" Elliott
1968.....Chalmers "Bump" Elliott
1969.....Bo Schembechler
1971.....Bo Schembechler
1976.....Bo Schembechler
1980.....Bo Schembechler
1985.....Bo Schembechler
1989.....Bo Schembechler
2006.....Lloyd Carr

GEORGE MUNGER COLLEGE COACH OF THE YEAR (MAXWELL CLUB)

2011.....Brady Hoke (winner)
2016.....Jim Harbaugh (semifinalist)

PAUL "BEAR" BRYANT COACH OF THE YEAR

1997 ... **Lloyd Carr (winner)**
2003.....Lloyd Carr (finalist)
2006.....Lloyd Carr (finalist)
2011.....Brady Hoke (finalist)
2016.....Jim Harbaugh (finalist)

WALTER CAMP COACH OF THE YEAR

First presented in 1967, this award honors the nation's most outstanding college football coach.

1969.....Bo Schembechler
1997.....Lloyd Carr

FOOTBALL WRITERS ASSOCIATION COACH OF THE YEAR

1969.....Bo Schembechler

AFQ/SCHUTT COACH OF THE YEAR

Presented by the American Football Quarterly to the nation's top coach.

1997.....Lloyd Carr

BOBBY DODD COACH OF THE YEAR

Established in 1976 to honor the Division I college football coach whose programs represent quality on and off the field. The award is named after coach Robert "Bobby" Lee Dodd, the 22-year head football coach of the Georgia Tech Yellow Jackets.

1977 ... **Bo Schembechler (winner)**
1997.....Lloyd Carr (finalist)
2007 ... **Lloyd Carr (winner)**

EDDIE ROBINSON AWARD

The annual award is presented to the nation's top head coach by the Football Writers Association of America (FWAA).

2006.....Lloyd Carr (finalist)
2011.....Brady Hoke (finalist)

LIBERTY MUTUAL COACH OF THE YEAR

Presented by Liberty Mutual Insurance to the college football coach that best exemplifies professional competence and achievement, commitment to the well-being and development of student athletes, high ethical standards and civic and charitable stewardship.

2006.....Lloyd Carr (finalist)
2011.....Brady Hoke (finalist)

THE BROYLES AWARD

Presented for the first time in 1996, this award honors the nation's top assistant coach. It is named in honor of legendary coach and current Arkansas Athletic Director Frank Broyles.

1996.....Greg Mattison (finalist)
1997 ... **Jim Herrmann (winner)**
2000.....Fred Jackson (finalist)
2003.....Terry Malone (finalist)
2011.....Greg Mattison (finalist)
2016.....Don Brown (finalist)


AFCA ASSISTANT COACH OF THE YEAR

Established in 1997, this award was established by the American Football Coaches Association to honor the nation's most outstanding assistant coach for their work not only on the field but also in the community through charitable and volunteer activities.


2001 ... **Fred Jackson (winner)**

MICHIGAN COACHING NOTES

- Fielding Yost is the only coach in Big Ten history to win the Rose Bowl in his first year.
- Bennie Oosterbaan is the only coach in Division I history to win a national championship his first year.
- Brothers Bump and Pete Elliott faced each other as head coaches of Michigan and Illinois seven times, more than any other brothers in NCAA history.



FRED JACKSON
2001 AFCA Assistant Coach of the Year




BO SCHEMBECHLER
1969 AFCA and Walter Camp Coach of the Year



LLOYD CARR
1997 AFCA, Paul "Bear" Bryant, Walter Camp, AFQ/Schutt Coach of the Year

ALL-BIG TEN CONFERENCE



Michigan's four-time All-Big Ten first-team selections, Mark Messner and Steve Hutchinson.

Since 1902, 288 Wolverines have earned All-Big Ten first team honors a total of 412 times, the most of any conference school.

PLAYER, POSITION.....	YEAR (S)
Joseph Maddock, Tackle.....	1902-03
William Heston, Halfback.....	1902-03-04
Curtis Redden, End.....	1902-03
Thomas Hammond, Halfback.....	1904-05
Frank Longman, Fullback.....	1904-05
John Curtis, Tackle.....	1904-05-06
Henry Schulte, Guard.....	1905
John Garrels, Fullback.....	1906
Walter Rheinschild, Tackle.....	1907
Adolph "Germany" Schulz, Center.....	1905-07
Harry Hammond, End.....	1907
Ernie Vick, Center.....	1918-21
Angus Goetz, Tackle.....	1918
Robert Dunne, End.....	1921
Bernard Kirk, End.....	1922
Harry Kipke, Halfback.....	1922-23
Jack Blott, Center.....	1923
Stanley Muirhead, Tackle.....	1923
Bennie Oosterbaan, End.....	1925-26-27
Thomas Edwards, Tackle.....	1925
Benny Friedman, Quarterback.....	1925-26
Harry Hawkins, Tackle.....	1925
Bob Brown, Center.....	1925
William Flora, End.....	1926
Raymond Baer, Tackle.....	1927
Louis Gilbert, Halfback.....	1927
Otto Pommerening, Guard.....	1928
Alan Bovard, Center.....	1929
Maynard Morrison, Center.....	1930-31
Harry Newman, Quarterback.....	1930-32
Ivan Williamson, End.....	1931-32
Bill Hewitt, End.....	1931
Francis Wistert, Tackle.....	1932-33
Charles Bernard, Center.....	1932-33
Ted Petoskey, End.....	1933

PLAYER, POSITION.....	YEAR (S)
Herman Everhardus, Halfback.....	1933
Matt Patanelli, End.....	1935
Ralph Heikkinen, Guard.....	1937-38
Forest Evashevski, Quarterback.....	1938-40
Tom Harmon, Halfback.....	1938-39-40
Ed Frutig, End.....	1940
Ralph Fritz, Guard.....	1940
Bob Ingalls, Center.....	1941
Bob Westfall, Fullback.....	1941
Albert Wistert, Tackle.....	1942
Julius Franks, Guard.....	1942
George Ceithaml, Quarterback.....	1942
Fred Negus, Center.....	1943
Bill Daley, Fullback.....	1943
Bob Wiese, Fullback.....	1943-44
Milan Lazetich, Center.....	1944
Joe Ponsetto, Quarterback.....	1944
Harold Watts, Center.....	1945
Elmer Madar, End.....	1946
Bob Chappuis, Halfback.....	1946-47
Bob Mann, End.....	1947
Howard Yerges, Quarterback.....	1947
Chalmers Elliott, Back.....	1947
Dick Rifenburg, End.....	1948
Alvin Wistert, Tackle.....	1948-49
Dominic Tomasi, Guard.....	1948
Pete Elliott, Quarterback.....	1948
Lloyd Heneveld, Guard.....	1949
Charles Ortmann, Back.....	1949-50
Al Wahl, Tackle.....	1950
Don Dufek, Back.....	1950
Lowell Perry, End.....	1951
Tom Johnson, Tackle.....	1951
Roger Zatkoff, Linebacker.....	1952
Art Walker, Tackle.....	1952-54

PLAYER, POSITION.....	YEAR (S)
Bob Timm, Guard.....	1952
Dick O'Shaughnessy, Center.....	1952
Ted Kress, Halfback.....	1953
Bob Topp, End.....	1953
Ron Kramer, End.....	1954-56
Tom Maentz, End.....	1955
Jim Pace, Back.....	1957
Bennie McRae, Halfback.....	1961
Tom Keating, Tackle.....	1963
Joe O'Donnell, Guard.....	1963
Bob Timberlake, Quarterback.....	1964
Jim Conley, End.....	1964
Bill Yearby, Tackle.....	1964-65
Tom Cecchini, Center.....	1964
Tom Mack, Tackle.....	1965
Carl Ward, Back.....	1965
Rick Volk, Back.....	1965-66
Jack Clancy, End.....	1966
Don Bailey, Guard.....	1966
Jim Detwiler, Back.....	1966
Dave Fisher, Back.....	1966
Frank Nunley, Linebacker.....	1966
Joe Dayton, Center.....	1967
Ron Johnson, Back.....	1967-68
Tom Stincic, Linebacker.....	1967-68
Jim Mandich, End.....	1968-69
Dennis Brown, Quarterback.....	1968
Phil Seymour, End.....	1968-70
Tom Goss, Tackle.....	1968
Tom Curtis, Defensive Back.....	1968-69
Dan Dierdorf, Tackle.....	1969-70
Guy Murdock, Center.....	1969-70
Billy Taylor, Running Back.....	1969-70
Marty Huff, Linebacker.....	1969-70
Paul Staroba, End.....	1970

ALL-BIG TEN CONFERENCE

PLAYER, POSITION..... YEAR (S)

Reggie McKenzie, Guard..... 1970-71
 Don Moorhead, Quarterback..... 1970
 Pete Newell, Tackle 1970
 Henry Hill, Middle Guard 1970
 Thom Darden, Defensive Back 1970-71
 Mike Taylor, Linebacker..... 1971
 Mike Keller, End..... 1971
 Paul Seymour, Tackle..... 1972
 Tom Coyle, Guard 1972
 Clint Spearman, Defensive End..... 1972
 Fred Grambau, Defensive Tackle 1972
 Randy Logan, Defensive Back..... 1972
 Ed Shuttlesworth, Fullback..... 1972-73
 Dave Brown, Defensive Back..... 1972-73-74
 Mike Hoban, Guard..... 1973
 Clint Haslerig, Back 1973
 Dave Gallagher, Defensive Tackle..... 1973
 Dennis Franklin, Quarterback..... 1973
 Dennis Franks, Center..... 1974
 Steve Strinko, Linebacker 1974
 Dan Jilek, Defensive End..... 1974-75
 Jeff Perlinger, Defensive Tackle 1974
 Tim Davis, Middle Guard 1974-75
 Don Dufek, Defensive Back 1974-75
 Jim Smith, Wide Receiver 1975-76
 Jim Czirr, Center 1975
 Gordon Bell, Tailback..... 1975
 Greg Morton, Defensive Tackle 1975-76
 Calvin O'Neal, Linebacker..... 1975-76
 Bill Dufek, Offensive Tackle..... 1976
 Mark Donahue, Offensive Guard 1976-77
 Walt Downing, Center 1976-77
 Rick Leach, Quarterback 1976-77-78
 Rob Lytle, Running Back 1976
 John Anderson, Linebacker 1976-77
 Mike Kenn, Offensive Tackle..... 1977
 Dwight Hicks, Defensive Back 1977
 Jim Pickens, Defensive Back 1977
 Jon Giesler, Offensive Tackle 1978
 John Arbeznik, Offensive Guard 1978-79
 Russell Davis, Fullback..... 1978
 Curtis Greer, Defensive Tackle 1978-79
 Ron Simpkins, Linebacker 1978-79
 Mike Jolly, Defensive Back 1978-79
 Mike Harden, Defensive Back 1978
 Mike Trgovac, Middle Guard 1979-80
 Butch Woolfolk, Tailback..... 1979-81
 Mel Owens, Linebacker..... 1980
 Andy Cannavino, Linebacker 1980
 Anthony Carter, Wide Receiver..... 1980-81-82
 Ed Muransky, Offensive Tackle 1980-81
 George Lilja, Center 1980
 Kurt Becker, Offensive Guard 1980-81
 Bubba Paris, Offensive Tackle 1980-81
 John Powers, Offensive Guard..... 1980
 Lawrence Ricks, Tailback..... 1982
 Stefan Humphries, Offensive Guard... 1982-83
 Tom Dixon, Center 1982-83
 Rich Strenger, Offensive Tackle 1982
 Robert Thompson, Linebacker 1982
 Paul Girgash, Linebacker 1982

PLAYER, POSITION..... YEAR (S)

Keith Bostic, Defensive Back 1982
 Bob Bergeron, Placekicker 1983
 Kevin Brooks, Defensive Tackle 1983-84
 Al Sincich, Middle Guard 1983
 Evan Cooper, Defensive Back..... 1983
 Mike Mallory, Linebacker..... 1984-85
 Brad Cochran, Defensive Back..... 1985
 Mike Hammerstein, Defensive Tackle..... 1985
 Eric Kattus, Tight End 1985
 Mark Messner, Defensive Tackle 1985-86-87-88
 Clay Miller, Offensive Tackle 1985
 John Elliott, Offensive Tackle 1986-87
 Mark Hammerstein, Offensive Guard 1986
 Jim Harbaugh, Quarterback..... 1986
 Jamie Morris, Running Back 1986-87
 Andy Moeller, Linebacker..... 1986
 Garland Rivers, Defensive Back..... 1986
 John Vitale, Center 1987-88
 Mike Husar, Offensive Tackle..... 1987-88
 John Kolesar, Wide Receiver 1988
 Tony Boles, Running Back 1988-89
 Mike Gillette, Punter/Kicker..... 1988
 David Arnold, Defensive Back..... 1988
 J.D. Carlson, Kicker 1989-90-91
 Dean Dingman, Offensive Guard 1989-90
 Derrick Walker, Tight End..... 1989
 Tripp Welborne, Defensive Back 1989-90
 Jon Vaughn, Running Back 1990
 Greg Skrepenak, Offensive Tackle..... 1990-91
 Desmond Howard, Wide Receiver..... 1990-91
 Tom Dohring, Offensive Tackle..... 1990
 Erick Anderson, Linebacker 1990-91
 Matt Elliott, Offensive Guard..... 1991
 Mike Evans, Defensive Tackle..... 1991
 Ricky Powers, Running Back..... 1991
 Elvis Grbac, Quarterback 1991-92
 Chris Hutchinson, Defensive Tackle . 1991-92
 Derrick Alexander, Wide Receiver 1992
 Corwin Brown, Defensive Back 1992
 Joe Coccozzo, Offensive Guard 1992
 Rob Doherty, Offensive Tackle 1992
 Matt Dyson, Linebacker 1992
 Steve Everitt, Center 1992
 Tony McGee, Tight End..... 1992
 Shonte Peoples, Defensive Back..... 1992
 Doug Skene, Offensive Tackle..... 1992
 Tyrone Wheatley, Running Back 1992-93-94
 Buster Stanley, Defensive Tackle..... 1993
 Ty Law, Defensive Back..... 1993-94
 Remy Hamilton, Kicker 1994
 Steve Morrison, Linebacker..... 1994
 Amani Toomer, Wide Receiver 1994
 Jason Horn, Defensive Tackle..... 1994-95
 Jarrett Irons, Linebacker 1995-96
 Jon Runyan, Offensive Tackle..... 1995
 Clarence Thompson, Defensive Back..... 1995
 Charles Woodson, Defensive Back 1995-96-97
 Rod Payne, Center 1995-96
 David Bowens, Defensive Lineman 1996
 William Carr, Defensive Tackle 1996
 Damon Denson, Offensive Guard 1996

PLAYER, POSITION..... YEAR (S)

Marcus Ray, Strong Safety..... 1996-97
 Jerame Tuman, Tight End 1996-97-98
 Brian Griese, Quarterback 1997
 Zach Adami, Center..... 1997
 Steve Hutchinson, Off. Guard1997-98-99-2000
 Jon Jansen, Offensive Tackle 1997-98
 Glen Steele, Defensive Tackle 1997
 Sam Sword, Linebacker 1997
 Andre Weathers, Defensive Back 1997
 David Terrell, Wide Receiver 1999-2000
 Rob Renes, Nose Tackle..... 1999
 Ian Gold, Linebacker..... 1999
 Tommy Hendricks, Defensive Back..... 1999
 Jeff Backus, Offensive Tackle..... 1999-2000
 Anthony Thomas, Running Back..... 2000
 Larry Foote, Linebacker..... 2000-01
 Jonathan Goodwin, Offensive Guard..... 2001
 Dan Rumishek, Defensive End..... 2001
 Marquise Walker, Wide Receiver 2001
 David Baas, Offensive Guard 2002-03-04
 Victor Hobson, Linebacker..... 2002
 Marlin Jackson, Cornerback..... 2002-04
 Tony Pape, Offensive Tackle 2002-03
 John Navarre, Quarterback..... 2003
 Chris Perry, Running Back 2003
 Braylon Edwards, Wide Receiver..... 2003-04
 Mike Hart, Running Back..... 2004-06
 Matt Lentz, Offensive Guard 2004-05
 Tim Massaquoi, Tight End 2004
 Ernest Shazor, Strong Safety 2004
 Adam Stenavich, Offensive Tackle 2004-05
 Gabe Watson, Defensive Tackle 2004-05
 Jason Avant, Wide Receiver 2005
 Alan Branch, Defensive Tackle 2006
 Leon Hall, Cornerback 2006
 David Harris, Linebacker..... 2006
 Adam Kraus, Offensive Guard..... 2006-07
 Jake Long, Offensive Tackle..... 2006-07
 Mario Manningham, Wide Receiver .. 2006-07
 Garrett Rivas, Kicker..... 2006
 LaMarr Woodley, Defensive End 2006
 Chad Henne, Quarterback 2007
 Zoltan Mesko, Punter..... 2008-09
 Brandon Graham, Defensive End 2009
 Donovan Warren, Cornerback 2009
 David Molk, Offensive Line 2010-11
 Denard Robinson, Quarterback..... 2010
 Taylor Lewan, Offensive Line 2012-13
 Patrick Oameh, Offensive Line 2012
 Devin Funchess, Tight End..... 2013
 Blake Countess, Cornerback..... 2013
 Jake Ryan, Linebacker..... 2014
 Jourdan Lewis, Cornerback..... 2015-16
 Jabrill Peppers, Defensive Back..... 2015-16
 Jabrill Peppers, Return Specialist..... 2016
 Jake Butt, Tight End..... 2015-16
 Jehu Chesson, Wide Receiver 2015
 Taco Charlton, Defensive Line 2016
 Erik Magnuson, Offensive Tackle 2016
 Chris Wormley, Defensive Line 2016
 Devin Bush, Linebacker..... 2017

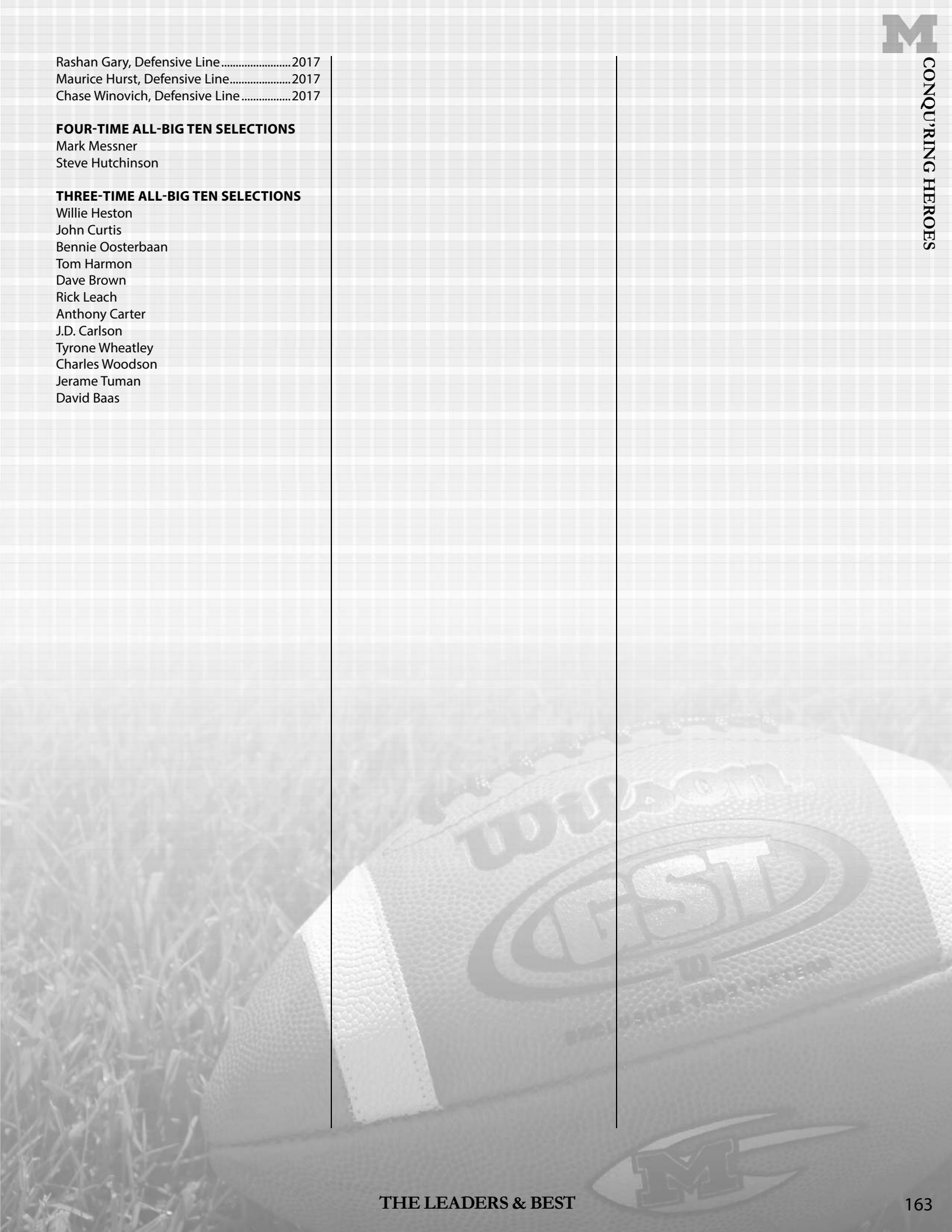
Rashan Gary, Defensive Line.....2017
Maurice Hurst, Defensive Line.....2017
Chase Winovich, Defensive Line.....2017

FOUR-TIME ALL-BIG TEN SELECTIONS

Mark Messner
Steve Hutchinson

THREE-TIME ALL-BIG TEN SELECTIONS

Willie Heston
John Curtis
Bennie Oosterbaan
Tom Harmon
Dave Brown
Rick Leach
Anthony Carter
J.D. Carlson
Tyrone Wheatley
Charles Woodson
Jerame Tuman
David Baas



BIG TEN CONFERENCE AWARDS

**CHICAGO TRIBUNE BIG TEN
MOST VALUABLE PLAYER**

1926.....Benny Friedman, Quarterback
 1932.....Harry Newman, Quarterback
 1940.....Tom Harmon, Halfback
 1947.....Chalmers "Bump" Elliott, Halfback
 1957.....Jim Pace, Halfback
 1964.....Bob Timberlake, Quarterback
 1968.....Ron Johnson, Halfback
 1976.....Rob Lytle, Tailback
 1978.....Rick Leach, Quarterback
 1982.....Anthony Carter, Wide Receiver
 1986.....Jim Harbaugh, Quarterback
 1991.....Desmond Howard, Wide Receiver
 1997.....Charles Woodson, Cornerback
 2003.....Chris Perry, Running Back
 2004.....Braylon Edwards, Wide Receiver
 2009.....Brandon Graham*, Defensive End
 2010.....Denard Robinson, Quarterback
 * Shared the award with Penn State's Daryll Clark

BIG TEN PLAYER OF THE YEAR

Sanctioned by AP (media) and UPI (coaches) until 1989; as selected by Media panel (m) or Big Ten coaches (c)
 1982.....Anthony Carter, Wide Receiver (c)
 1986.....Jim Harbaugh, Quarterback (c)

**GRAHAM-GEORGE OFFENSIVE
PLAYER OF THE YEAR**

As selected by Media panel (m) and/or Big Ten Coaches (c); beginning in 2011, combined coaches and media vote determined the Graham-George Offensive Player of the Year, named after Northwestern's Otto Graham and Ohio State's Eddie George
 1990.....Jon Vaughn, Tailback (co-c)
 1991.....Desmond Howard, Wide Receiver
 1992.....Tyrone Wheatley, Running Back
 2003.....Chris Perry, Running Back
 2004.....Braylon Edwards, Wide Receiver
 2010.....Denard Robinson, Quarterback

**NAGURSKI-WOODSON DEFENSIVE
PLAYER OF THE YEAR**

As selected by Media panel (m) and/or Big Ten Coaches (c); beginning in 2011, combined coaches and media vote determined the Nagurski-Woodson Defensive Player of the Year, named after Minnesota's Bronko Nagurski and Michigan's Charles Woodson
 1997.....Charles Woodson
 2001.....Larry Foote
 2006.....LaMarr Woodley
 2016.....Jabrill Peppers

**THOMPSON-RANDLE EL
FRESHMAN OF THE YEAR**

As selected by Media panel (m) and/or Big Ten coaches (c); beginning in 2011, combined coaches and media vote determined the recipient; named after Minnesota's Darrell Thompson and Indiana's Antwaan Randle El
 1995.....Charles Woodson, Cornerback (c)

1997.....Anthony Thomas, Running Back
 2003.....Steve Breaston, Wide Receiver/RS (c)
 2004.....Mike Hart, Running Back
 2015.....Jabrill Peppers, Defensive Back/RS

**RIMINGTON-PACE
OFFENSIVE LINEMAN OF THE YEAR**

As chosen by Big Ten radio broadcasters until 1991, coaches vote until 2010; beginning in 2011, combined coaches and media vote determined the recipient, named for Nebraska's DeVe Rimington and Ohio State's Orlando Pace
 1991.....Greg Skrepenak, Offensive Tackle
 1998.....Jon Jansen, Offensive Tackle
 2000.....Steve Hutchinson, Offensive Guard
 2004.....David Baas, Center/Offensive Guard
 2006.....Jake Long, Offensive Tackle
 2007.....Jake Long, Offensive Tackle
 2011.....David Molk, Center
 2012.....Taylor Lewan, Offensive Tackle
 2013.....Taylor Lewan, Offensive Tackle

**SMITH-BROWN
DEFENSIVE LINEMAN OF THE YEAR**

As chosen by Big Ten radio broadcasters until 1991, coaches vote until 2010; beginning in 2011, combined coaches and media vote determined the recipient, named for Michigan State's Bubba Smith and Penn State's Courtney Brown
 1985.....Mike Hammerstein, Defensive Tackle
 1988.....Mark Messner, Defensive Tackle
 1992.....Chris Hutchinson, Defensive Line
 2006.....LaMarr Woodley, Defensive End

**BUTKUS-FITZGERALD
LINEBACKER OF THE YEAR**

Named for Illinois' Dick Butkus and Northwestern's Pat Fitzgerald; determined by combined coaches and media vote
 2016.....Jabrill Peppers

**TATUM-WOODSON
DEFENSIVE BACK OF THE YEAR**

Named for Ohio State's Jack Tatum and Purdue's Rod Woodson; determined by combined coaches and media vote
 2016.....Jourdan Lewis

**KWALICK-CLARK
TIGHT END OF THE YEAR**

Named for Penn State's Ted Kwalick and Iowa's Dallas Clark; determined by combined coaches and media vote
 2013.....Devin Funchess
 2015.....Jake Butt
 2016.....Jake Butt

**EDDLEMAN-FIELDS
PUNTER OF THE YEAR**

Named for Illinois' Dike Eddleman and Michigan State's Brandon Fields; determined by combined coaches and media vote
 2012.....Will Hagerup

**RODGERS-DWIGHT
RETURN SPECIALIST OF THE YEAR**

Named for Nebraska's Johnny Rodgers and Iowa's Tim Dwight; determined by combined coaches and media vote
 2016.....Jabrill Peppers

**DUNGY-THOMPSON
HUMANITARIAN AWARD**

Post-collegiate honor named for Minnesota's Tony Dungy and Indiana's Anthony Thompson
 2014.....Brian Griese

**FORD-KINNICK
LEADERSHIP AWARD**

Post-collegiate honor named for Michigan's Gerald Ford and Iowa's Nile Kinnick
 2012.....Jon Runyan
 2015.....Brian Griese
 2016.....Reggie McKenzie

DAVE McCLAIN COACH OF THE YEAR

As chosen by the conference media since 1972 and named after Wisconsin's Dave McClain
 1972.....Bo Schembechler
 1976.....Bo Schembechler
 1980.....Bo Schembechler
 1985.....Bo Schembechler
 1991.....Gary Moeller
 1992.....Gary Moeller
 2011.....Brady Hoke

**HAYES-SCHEMBECHLER
COACH OF THE YEAR**

As chosen by conference coaches from 1982-91; beginning in 2011, coaches vote determined the recipient, named after Ohio State's Woody Hayes and Michigan's Bo Schembechler
 1982.....Bo Schembechler
 1985.....Bo Schembechler
 1989.....Bo Schembechler
 2011.....Brady Hoke

BIG TEN CONFERENCE

PLAYERS OF THE WEEK

1987 Oct. 3 Jamie Morris, RB (AP, UPI) Oct. 17 Demetrius Brown, QB (UPI) Nov. 7 Alan Bishop, DB (UPI)	1997 Sept. 15 Brian Griese, QB Sept. 15 Glen Steele, DE Oct. 27 Chris Howard, RB Nov. 3 Sam Sword, LB Nov. 10 Chris Howard, RB Nov. 10 Michigan Defense Nov. 17 Jay Feely, PK Nov. 24 Glen Steele, DE Nov. 24 Charles Woodson, CB	Oct. 16 LaMarr Woodley, DE Nov. 6 Garrett Rivas, PK Nov. 13 Steve Breaston, WR/PR/KR	2017 Sept. 4 Quinn Nordin, K Sept. 11 Tyree Kinnel, S Sept. 18 Quinn Nordin, K Sept. 25 Chase Winovich, DL Nov. 6 Chris Evans, RB Karan Higdon, RB Khaleke Hudson, LB
1988 Oct. 3 Tony Boles, RB (AP, UPI) Oct. 10 Mark Messner, DT (AP, UPI) Nov. 21 John Kolesar, WR (AP, UPI) Nov. 21 Marc Spencer, LB (AP, UPI)	1998 Sept. 26 Tom Brady, QB Oct. 17 Jason Vinson, P Oct. 31 Tai Streets, WR Nov. 7 James Hall, LB Nov. 14 Jay Feely, PK Nov. 28 Anthony Thomas, RB	2007 Sept. 22 Jamar Adams, S Sept. 29 Shawn Crable, OLB Nov. 3 Chad Henne, QB	2008 Sept. 1 Obi Ezeh, MLB Sept. 29 Brandon Graham, DE Nov. 10 K.C. Lopata, PK
1989 Sept. 25 J.D. Carlson, PK (AP) Oct. 16 Tripp Welborne, DB (AP) Oct. 16 J.J. Grant, LB (UPI) Oct. 23 Vada Murray, S (AP) Oct. 30 Tony Boles, RB (UPI) Nov. 27 Todd Plate, DB (AP, UPI)	1999 Sept. 5 Anthony Thomas, RB Sept. 26 Dhani Jones, LB Oct. 31 Anthony Thomas, RB Oct. 31 Hayden Epstein, P/PK Nov. 14 Ian Gold, LB	2009 Sept. 13 Darryl Stonum, KR Tate Forcier, QB Sept. 20 Carlos Brown, RB Oct. 11 Zoltan Mesko, P	2010 Sept. 6 Denard Robinson, QB Sept. 13 Denard Robinson, QB Oct. 4 Denard Robinson, QB Nov. 8 Roy Roundtree, WR
1990 Sept. 17 Jon Vaughn, RB Nov. 26 Erick Anderson, LB	2000 Sept. 4 John Navarre, QB Oct. 1 Jeff Del Verne, PK Oct. 22 Larry Foote, LB Nov. 20 Drew Henson, QB Nov. 20 Hayden Epstein, P/PK	2011 Sept. 3 Brandon Herron, LB Sept. 10 Denard Robinson, QB Sept. 24 Denard Robinson, QB Nov. 11 Ryan Van Bergen, DE Nov. 19 Denard Robinson, QB Nov. 26 Denard Robinson, QB	2012 Sept. 10 Denard Robinson, QB Oct. 8 Denard Robinson, QB Oct. 15 Jake Ryan, LB Oct. 22 Brendan Gibbons, PK Nov. 12 Devin Gardner, QB Nov. 19 Devin Gardner, QB
1991 Sept. 9 Desmond Howard, WR Sept. 9 Erick Anderson, LB Sept. 16 Desmond Howard, WR Sept. 16 Elvis Grbac, QB Oct. 7 Jesse Johnson, RB Oct. 28 Desmond Howard, WR Nov. 26 Desmond Howard, WR Nov. 26 Erick Anderson, LB	2001 Sept. 10 Larry Foote, LB Oct. 15 Marquise Walker, WR Oct. 29 Larry Foote, LB Nov. 19 Hayden Epstein, P/PK	2013 Sept. 9 Jeremy Gallon, WR	2014 Oct. 13 Jake Ryan, LB Matt Wile, PK Nov. 3 Jake Ryan, LB
1992 Sept. 26 Shonte Peoples, SS Oct. 24 Derrick Alexander, WR Nov. 2 Steve Morrison, LB	2002 Sept. 2 Chris Perry, RB Sept. 2 Philip Brabbs, PK Sept. 23 Julius Curry, S Nov. 25 Adam Finley, P/PK	2015 Oct. 12 Jourdan Lewis, CB Jabrill Peppers, DB Jehu Chesson, WR Nov. 16 Jake Rudock, QB Jehu Chesson, WR	2016 Sept. 5 Mike McCray, LB Sept. 12 Wilton Speight, QB Sept. 19 Jabrill Peppers, LB/DB Jabrill Peppers, KR/PR Nov. 1 Kenny Allen, PK/P Nov. 7 Wilton Speight, QB Nov. 21 De'Veon Smith, RB
1993 Oct. 4 Buster Stanley, DT Oct. 18 Tyrone Wheatley, RB Nov. 22 Ty Law, CB	2003 Sept. 1 Chris Perry, RB Sept. 15 Chris Perry, RB Oct. 13 John Navarre, QB Nov. 3 Chris Perry, RB	2017	
1994 Sept. 12 Todd Collins, QB Sept. 12 Remy Hamilton, PK Sept. 26 Jarrett Irons, LB Oct. 10 Remy Hamilton, PK Oct. 24 Amani Toomer, WR Oct. 31 Seth Smith, WR	2004 Oct. 9 Ernest Shazor, SS Oct. 23 Mike Hart, RB Oct. 30 Braylon Edwards, WR Nov. 13 Steve Breaston, WR		
1995 Sept. 5 Steve King, SS Sept. 5 Anthony Williams, WR Sept. 11 T. Biakabutuka, RB Sept. 11 Jason Horn, NT Nov. 13 Clarence Thompson, CB Nov. 27 T. Biakabutuka, RB Nov. 27 Charles Woodson, CB	2005 Oct. 1 Mike Hart, RB Oct. 14 Steve Breaston, WR Oct. 28 Leon Hall, CB Nov. 11 Steve Breaston, WR		
1996 Sept. 3 Jarrett Irons, LB Sept. 16 William Carr, NT Nov. 25 Jarrett Irons, LB Nov. 25 Remy Hamilton, PK	2006 Sept. 18 Mario Manningham, WR Prescott Burgess, ILB Sept. 25 Mario Manningham, WR		

NATIONAL ACADEMIC HONORS

NATIONAL FOOTBALL FOUNDATION AND HALL OF FAME SCHOLAR-ATHLETES

Since 1959, the Football Foundation has awarded graduate scholarships to the nation's most outstanding scholar-athletes. In order to be eligible for the award, the recipient must be a senior and in his final year of eligibility. Additionally, he must have shown outstanding football ability, exhibited academic performance, demonstrated outstanding leadership and be a candidate for graduate study, having not yet received his diploma. Eight Wolverines have been honored with this prestigious award.

Bob Timberlake	1964
Dave Gallagher	1973
Kirk Lewis	1975
Norm Betts	1981
Stefan Humphries	1983
Chris Hutchinson	1992
Brian Griese	1997
Rob Renes	1999

NATIONAL FOOTBALL FOUNDATION HAMPSHIRE HONOR SOCIETY

Zoltan Mesko	2010
Courtney Avery	2014
Joe Kerridge	2015
Wayne Lyons	2015
Desmond Morgan	2015
Blake O'Neill	2015
Jake Rudock	2015

NATIONAL FOOTBALL FOUNDATION AND COLLEGE HALL OF FAME HIGH SCHOOL SCHOLAR-ATHLETES

Drew Henson	1998
Brandt Englemon	2003
Zoltan Mesko	2010
Stephen Spanellis	2016

NCAA POSTGRADUATE SCHOLARSHIP RECIPIENTS

The NCAA began awarding postgraduate scholarships following the 1964 football season. Postgraduate scholarship winners must carry a minimum 3.4 (4.0) grade point average and are also evaluated on the basis of athletic achievement, extracurricular activities and community and civic involvement. University of Michigan student-athletes, including 11 football players, have claimed the \$5,000 grants since they were first awarded in 1965.

David Fisher	1967
David Gallagher	1974
John Wangler	1981
Norm Betts	1982

Stefan Humphries	1984
Thomas Dixon	1984
Clayton Miller	1986
Kenneth Higgins	1987
Chris Hutchinson	1993
Marc Milia	1994
Brian Griese	1997
Steve Wilson	2013

CoSIDA Academic All-District

Selected by the membership of the College Sports Information Directors of America.

Dave Ritter	1990
Chris Hutchinson	1991
Dave Ritter	1991
Chris Hutchinson	1991
Marc Milia	1993
Rob Renes	1997
Jake Frysinger	1998
Jon Jansen	1998
Rob Renes	1998
Rob Renes	1999
Philip Brabbs (2nd)	2002
Joe Sgroi (2nd)	2002
Adam Finley (2nd)	2003
Adam Finley (1st)	2004
Jason Avant (1st)	2005
Zoltan Mesko (1st)	2009
Jon Conover (2nd)	2009
Will Heininger (1st)	2011
Desmond Morgan (1st)	2015
Michael Jocz (1st)	2016
Jordan Glasgow (1st)	2017

JOHN PINGEL AWARD

Presented by the Michigan Chapter of the National Football Foundation and Hall of Fame to the Scholar-Athlete of the Year in the state.

Jay Riemersma, TE	1995
Brian Griese, QB	1997
Dave Pearson, C	2003
Jason Avant, WR	2005

COSIDA ACADEMIC ALL-AMERICANS

Selected by the membership of the College Sports Information Directors of America.


First-Team Selections

Dick Balzhiser, FB	1952
Jim Orwig, OL	1955, '57
Bob Timberlake, QB	1964
Dave Fisher, FB	1966
Dick Vidmer, QB	1966
Jim Mandich, TE	1969
Phil Seymour, DE	1970
Bruce Elliott, DB	1971
Bill Hart, OG	1972
Kirk Lewis, OG	1974
Dan Jilek, DE	1975
Norm Betts, TE	1981
Ed Muransky, OT	1981


Robert Thompson, LB	1982
Stefan Humphries, OG	1982, '83
Clay Miller, OL	1985
Ken Higgins, WR	1986
Rob Renes, NT	1999
Zoltan Mesko, P	2009

Second-Team Selections

Dave Gallagher, DT	1973
John Anderson, LB/P	1976, '77
John Wangler, QB	1980
Bubba Paris, OT	1980
Norm Betts, TE	1980
Tom Dixon, C	1983
Clay Miller, OL	1984
Chris Hutchinson, DL	1992
Marc Milia, C	1993
Jon Jansen, OT	1998
Rob Renes, NT	1998
Adam Finley, P	2004
Jason Avant, WR	2005



JON JANSEN
1998 Academic All-American



JASON AVANT
2004 Academic All-American

ALL-BIG TEN CONFERENCE

The Academic All-Big Ten list recognizes those student-athletes who are letterwinners in at least their second academic year at their institution and carry a cumulative grade-point average (GPA) of 3.0 or higher.

Adam Adkins.....1998	Dave Gallagher.....1971-72-73	Tony McGee.....1992	Curt Stephenson.....1976-77
Kenny Allen.....2016	Tony Gant.....1985-86	Sean McKeon.....2017	Charles Stewart.....2005
John Anderson.....1976-77	Rashan Gary.....2017	Chris McLaurin.....2006-07	Tom Strobel.....2015
Brad Anlauf.....2015	Jareth Glanda.....2011-12-13	Bennie McRae.....1961	Alex Swieca.....2014
Jason Avant.....2003-04-05	Ben Gedeon.....2014-15-16	Zoltan Mesko.....2006-07-08-09	Carl Tabb.....2004-05-06
Courtney Avery.....2012-13	Graham Glasgow.....2013-14-15	Andy Mignery.....2000, 2002-03	Dominic Tedesco.....1976-77
Dick Balzhiser.....1953	Jordan Glasgow.....2016-17	Marc Milia.....1991-92-93	Mike Therman.....2009
Blake Bars.....2015	Cameron Gordon.....2010-11	Clay Miller.....1984-85	Ryan Tice.....2016-17
Joe Beneducci.....2016-17	Brian Griese.....1995-96-97	Ricardo Miller.....2011	Dymonte Thomas.....2014
Norm Betts.....1979-80-81	Louis Grodman.....2017	Matt Mitchell.....2017	Robert Thompson.....1982
Brennen Beyer.....2012-13-14	Larry Gustafson.....1973	Bryan Mone.....2016-17	Shawn Thompson.....1998, 2001
James Bloomsburgh.....2005	Matt Gutierrez.....2005	Craig Moore.....2005	Steven Threet.....2008
Philip Brabbs.....2002	Remy Hamilton.....1993-94-95-96	Garrett Moores.....2016-17	Bob Timberlake.....1963-64
Alijah Bradley.....2005-06	Jim Harbaugh.....1986	Desmond Morgan.....2012-13-15	Bill Tunnickliff.....1961
Tom Brady.....1998-99	Darrell Harper.....1959	Mark Moundros.....2007	Nolan Ulizio.....2016
David Brandt.....1997	Bill Hart.....1972	Ed Muransky.....1981	Jeremy Van Alstyne.....2004-05-06
Mark Braman.....1979	Will Hart.....2017	Carl Myers.....2017	Andrew Vastardis.....2017
Ben Bredeson.....2017	Brian Healy.....1968-69	Grant Newsome.....2016-17	Dick Vidmer.....1966
Seth Broekhuizen.....2012	Bobby Henderson.....2015-16	Troy Nienberg.....2002-03-04	Nick Volk.....2017
Dave Brown.....1973	Will Heiningner.....2008-09-10-11	Quinn Nordin.....2017	Jack Wangler.....2015-16-17
Marc Burkholder.....1993	Drew Henson.....1999	Tim North.....2007-08-09	Jared Wangler.....2015, 2017
Ian Bunting.....2015-16-17	Joe Hewlett.....2016-17	Joe O'Donnell.....1962	John Wangler.....1980
Joey Burzynski.....2011-12-13-14	Ken Higgins.....1986	Jameson Offerdahl.....2017	Don Warner.....1973
Devin Bush.....2017	Joe Holland.....1987	John O'Korn.....2016-17	Eric Warner.....1997
Jake Butt.....2016	Jeff Holtry.....1997	Jason Olesnavage.....2008-09	Maurice Ways.....2015-16-17
Anthony Capatina.....2014	Sione Houma.....2015	Patrick Omameh.....2010-11-12	Dave Weil.....1987-88
Harvey Chapman.....1962	Derek Howard.....1977	Jim Orwig.....1955-56-57	Jacob West.....2017
Jared Char.....2017	Stefan Humphries.....1982-83	Austin Panter.....2007	Brendan White.....2017
Brian Chu.....2017	Maurice Hurst.....2014-15-16-17	Sean Parini.....1995	Matt Wile.....2012-13-14
Chip Cartwright.....2005	Chris Hutchinson.....1990-91-92	Bubba Paris.....1980	Tim Williams.....1987-88-89
Matt Cavanaugh.....2009, 2011	Michael Hynes.....1995-96	John Partchenko.....1994-95-96	Steve Wilson.....2012
Zac Ciullo.....2010	Jeremy Jackson.....2012-13	Dave Pearson.....2000-01-02-03	Chase Winovich.....2015-16
Tyler Cochran.....2017	Jon Jansen.....1997-98	Paul Peristeris.....1995-96	Chris Wormley.....2014-15-16
Todd Collins.....1993-94	Dan Jilek.....1975	Luke Perl.....2003	Michael Wroblewski.....2016-17
Jon Conover.....2007-08-09	Michael Jocz.....2014-15-16	Chad Petterson.....1994	Charles Young III.....2003
David Crispin.....1997	Matt Johnson.....1999	Jim Pickens.....1976	Charlie Zeller.....2012
Joe Dayton.....1967	Will Johnson.....2005-06-07-08	Max Pollock.....2006-07	
Joe Denay.....2002	Zac Johnson.....2009, 2011	Bob Popowski.....1984	
Mark DeSantis.....1978	Bradford Jones.....2017	Rob Renes.....1996-97-98-99	
Jerry Diorio.....1983	Alex Kaminski.....2017	Joe Reynolds.....2010, 2012-13	
Tom Dixon.....1982-83	Jason Kapsner.....1999	Clayton Richard.....2004	
Dane Drobosky.....2017	Jeff Kastl.....2006	Jay Riemersma.....1994-95	
Deitan Dubuc.....1999-2000-01-02	Bill Keating.....1964	John Ritchie.....1994	
Craig Dunaway.....1982	Dale Keitz.....1979	Dave Ritter.....1990	
Jack Dunaway.....2017	Carlo Kemp.....2017	John Ritter.....1991	
Doug Dutch.....2005	Joe Kerridge.....2012-13-14-15	Greg Robinson.....2017	
Tyler Ecker.....2005-06	Brandon Kornblue.....1999	Craig Roh.....2011-12	
Conner Edmonds.....2017	Jordan Kovacs.....2011-12	Gary Rose.....2000-01	
Bruce Elliott.....1971	Patrick Kratus.....1999	Eric Rosel.....1998-99-2000-01	
John Ellison.....1991	Adam Kraus.....2007	Ross Ryan.....2005-06	
Hayden Epstein.....1999, 2001	Mike Kwiatkowski.....2012	Joey Sarantos.....2002	
Juaquin Feazell.....1998	Brian Lafer.....2003	Paul Sarantos.....2005	
John Ferrara.....2008-09-10	Bob Lang.....1976	Todd Schlopy.....1984	
Ken Ferris.....2017	Mike Lantry.....1972	Nate Schoenle.....2017	
Joseph Files.....2017	Dan Liesman.....2015	David Schoonover.....2005	
Adam Finley.....2002-03-04	Kirk Lewis.....1973-74	Jon Schopf.....1961	
Dave Fisher.....1966	Jake Long.....2007	Tim Schulte.....1986	
Jim Fisher.....2003-04	K.C. Lopata.....2008	Andy Sechler.....1998, 2000	
J.B. Fitzgerald.....2009-10-11	John Luby.....2017	Michael Sessa.....2017	
James Foug.....2017	Alex Malzone.....2016	Joe Sgroi.....2000, 2002	
Bob Fraumann.....2000	Jim Mandich.....1969	Stephen Spanellis.....2017	
Zack Freedman.....1993	Ross Mann.....2004	Mark Spencer.....2005	
Greg Froelich.....2017	John Marcum.....1964	John Spytek.....2000, '02	
Jake Frysinger.....1998-99, 2001	Jake Martin.....2017	Chris Stapleton.....1991-92-93	
Noah Furbush.....2015-16-17	John McColgan.....2010-11	Randy Stark.....1991	

CONQU'RING HEROES

U-M ATHLETIC ACADEMIC

ACHIEVEMENT AWARD

The U-M Athletic Academic Achievement award is given to those student-athletes who have distinguished themselves academically at the University. Criteria for the honor require an overall cumulative grade-point average of 3.0 or higher, or two consecutive terms of above a 3.0 GPA.

Jamar Adams.....	2005	Jim Fisher.....	2003-04-05	Matt Lentz.....	2006	Gary Rose.....	1998-99, 2001
Adam Adkins.....	1998-99	J.B. Fitzgerald.....	2009-10-11	Brian Letscher.....	1993	Eric Rosel.....	1999-2000-01-02
Brad Anlauf.....	2014	Jason Foster.....	1997, 99-2000	Dan Liesman.....	2013-14	Chris Roth.....	1997, 99
Jason Avant.....	2003-04-05-06	Bob Fraumann.....	1998-99-2000-01	Scot Loeffler.....	1996-97-98	Ross Ryan.....	2003-04-05-06-07
Courtney Avery.....	2013	Zack Freedman.....	1993-94	Brandon Logan.....	2006	Lance Sanders.....	1994
Jeff Backus.....	2000-01	Ken Fremer.....	2002	Jake Long.....	2008	Joey Sarantos.....	2002
Kraig Baker.....	1998-99	Kyle Froelich.....	2014	K.C. Lopata.....	2005, 2007	Paul Sarantos.....	2003-04-05
Zachary Baker.....	2009	Jake Frysinger.....	1998-99-00-01-02	Brendan Lopez.....	2008	Cory Sargent.....	1998
Greg Banks.....	2007	Noah Furbush.....	2008	Erik Lovell.....	1991-92-93, 95	Stephen Schilling.....	2010
Jordan Barpal.....	2009, 11	Rasheed Furrha.....	2009-10	Michael Mangan.....	1993	Michael Schofield.....	2009
Blake Bars.....	2013-14	Devin Gardner.....	2010	Ross Mann.....	2005	David Schoonover.....	2002-03-04-05-06
Calvin Bell.....	2003	Ben Gedeon.....	2013-14	Paul Manning.....	1993	Alex Schwab.....	2009-10-11
Derek Bell.....	2002, 05	Brendan Gibbons.....	2009	Michael Massey.....	2005	Andy Sechler.....	1997-98-99-00-01
Russell Bellomy.....	2014	Jason Gingell.....	2005-06	Pat Massey.....	2006	Joe Sgroi.....	2000-01-02
Nick Benda.....	2013-14	Jareth Glanda.....	2010-11, 2013	John McColgan.....	2009-10-11	Nick Sheridan.....	2007
Mark Bergin.....	2000	Brian Griese.....	1996-97-98	Tony McGee.....	1993	Dan Simelis.....	2002
Brennen Beyer.....	2011, 2013-14	Cameron Gordon.....	2013	Chris McLaurin.....	2006-07-08	Floyd Simmons.....	2012
Mark Bihl.....	2003, 2007	Matt Gutierrez.....	2003	Gregory McThomas.....	1991	Mark Spencer.....	2003-04-05-06
Jon Bills.....	2009	Thomas Guynes.....	1993	Zoltan Mesko.....	2007-08-09	Jeff Springer.....	1994
James Bloomsburgh.....	2003-04-05-06	Will Hagerup.....	2014	Andy Mignery.....	2000, 02-03-04	David Spytek.....	2002-03
Joe Bolden.....	2013	Scott Hamel.....	2006	Marc Milia.....	1992, 94	John Spytek.....	2000-01-02-03
Turner Booth.....	2006-07	Remy Hamilton.....	1993-94-95-96-97	Jeremy Miller.....	2002	Buster Stanley.....	1994
William Bostic.....	2008	Brandon Harrison.....	2007	Ricardo Miller.....	2010-11	Chris Stapleton.....	1991-92-93
Grant Bowman.....	2004	Mike Hart.....	2006	Matt Mitchell.....	2014	Randolph Stark.....	1991-92
Philip Brabbs.....	2000-01-02-03-04	Will Heiningar.....	2009-10-11	David Molk.....	2010	Larry Stejskal.....	2001
Eric Brackins.....	2001-02	Junior Hemingway.....	2008	Bryan Mone.....	2014	Andy Stevens.....	2003
Alan Branch.....	2007	Leo Henige.....	2002	Francois Montbrun.....	2014	Charles Stewart.....	2005
Alijah Bradley.....	2003-04-05-06	Chad Henne.....	2005	Brandon Moore.....	2012	Je'Ron Stokes.....	2009
Tom Brady.....	1998-99-2000	Drew Henson.....	2000-01	Craig Moore.....	2003-04-05-06	Tai Streets.....	1998
David Brandt.....	1997-98-99-2000	Joe Hewlett.....	2014	Garrett Moores.....	2013-14	Tom Strobel.....	2014
Steve Breaston.....	2006	Jeff Holtry.....	1995, 98	George Morales.....	2011	Matt Studenski.....	2002, 04-05
Spencer Brinton.....	2002, 05	Sione Houma.....	2014	Desmond Morgan.....	2013-14	Julian Swearingin.....	1992-93
Seth Broekhuizen.....	2009, 11	Tom Huff.....	2000	Jace Morgan.....	1994	Rob Swett.....	1997
Kevin Bryant.....	2000	Maurice Hurst.....	2014	Leon Morton.....	1991	Alex Swieca.....	2013-14
Jarrold Bunch.....	1991	Chris Hutchinson.....	1991-92-93	Dwight Mosley.....	2000-01	Carl Tabb.....	2003-04-05-06-07
Ian Bunting.....	2014	Mark Huyge.....	2010-11	Mark Moundros.....	2007	Paul Tannous.....	1997
Marc Burkholder.....	1992-93-94	Michael Hynes.....	1996	Ryan Mundy.....	2004	Raymon Taylor.....	2012
Joey Burzynski.....	2011, 2013-14	Jeremy Jackson.....	2010, 2013	Troy Nienberg.....	2002-03-04-05	Mike Therman.....	2009
Jake Butt.....	2013	Kenneth Jackson.....	1996	Tim North.....	2006-07-08-09	Mike Tilmann.....	1992
Anthony Capatina.....	2014	Jeff Jansen.....	2004	Jason Olesnavage.....	2008-09	Anthony Thomas.....	2001
Mike Carl.....	2003-04-05-06-07	Jon Jansen.....	1997-98-99	Obi Oluigbo.....	2007	Shawn Thompson.....	2001-02
John Carlson.....	1992	Michael Jocz.....	2013-14	Patrick Omameh.....	2010-11	Fitzgerald Toussaint.....	2009
Tamani Carter.....	2011	Leon Johnson.....	2014	B.J. Opong-Owusu.....	2006	Morgan Trent.....	2006
Chip Cartwright.....	2006	Matt Johnson.....	1998-99-2000	Ohene Opong-Owusu.....	2006	Nick Upchurch.....	2002
Matt Cavanaugh.....	2009, 11	Will Johnson.....	2005-06-07-08	Kevin Owen.....	1991	Jeremy Van Alstyne.....	2003-04-05-06-07
Jared Chandler.....	1996-97-98-99	Zac Johnson.....	2008, 2010-11	Jordan Owens.....	2009-10	Eric VanBeek.....	2005
Taco Charlton.....	2014	Dhani Jones.....	1997	Sean Parini.....	1994-95-96-97	Tad Van Pelt.....	1999, 2002
Brian Cleary.....	2013-14	Teric Jones.....	2009	John Partchenko.....	1995-96-97	Ray Vinopal.....	2010
Zachary Ciullo.....	2008-09	Tyrone Jordan II.....	2004	Kris Pauloski.....	2009	Marcus Walker.....	1994
Patrick Collins.....	2009	Michael Julier.....	1992	AJ Pearson.....	2013	Marquise Walker.....	1999
Todd Collins.....	1992, 94-95	Jason Kapsner.....	1997, 99-2000	Dave Pearson.....	2000, 02-03-04	Jack Wangler.....	2014
David Cone.....	2009	Mike Kaselitz.....	2000-01	Paul Peristeris.....	1993-94-95-96-97	Eric Warner.....	1997-98
Jonathan Conover.....	2008-09	Jeff Kastl.....	2003-04-05-06-07	Luke Perl.....	2001-02-03-04	Quinton Washington.....	2013
Tyler Consolino.....	1993	Colby Keefer.....	1994-95-96-97	David Petruziello.....	1999	Brandon Watson.....	2014
Blake Countess.....	2011	Jonathan Keizer.....	2011	Chad Petterson.....	1994-95	Maurice Ways.....	2014
David Crispin.....	1995, 97-98	Jack Kennedy.....	2011	Darren Petterson.....	1996	Tripp Welbourne.....	1991
Kyle Cunningham.....	2005	Joe Kerridge.....	2011, 2013-14	Max Pollock.....	2004-05-06-07-08	Matt Wilde.....	2003
P.J. Cwayna.....	1998	Jason Kesner.....	2003	Tom Pomarico.....	2009, 11	Matt Wile.....	2011, 2014
Joe Denay.....	2003	Brodie Killian.....	1998	Jeff Potts.....	1999	Josh Williams.....	2000
David Dobreff.....	1993	Edward Kiser.....	1995-96	Adam Pratt.....	1992-93	Eric Wilson.....	2000
Deitan Dubuc.....	1999-2000-01-02	Mike Knill.....	2007	Terrence Quinn.....	1996, 98	Steve Wilson.....	2010-11
Gannon Dudlar.....	1994	Nick Koenigs knecht.....	2009	Jordan Reilly.....	2010	Chase Winovich.....	2014
Douglas Dutch.....	2005	Brandon Kornblue.....	1999-2000	Pierre Rembert.....	2003	John Wood.....	1999, 2003
Tyler Ecker.....	2005-06-07	Jordan Kovacs.....	2011	Rob Renes.....	1996-97, 99-2000	Chris Wormley.....	2014
John Ellison.....	1991-92	Patrick Kratus.....	1996, 98-99-00	Joe Reynolds.....	2009-10-11, 2013	Joshua Wuerfel.....	1993
Brandent Englemon.....	2008	Adam Kraus.....	2008	Clayton Richard.....	2005	Charles Young III.....	2003-04
Hayden Epstein.....	1999, 2001-02	Michael Kwiatkowski.....	2010-11	Jay Riemersma.....	1994-95-96	Cyle Young.....	2000-01
Michael Evans.....	1991	Brian Lafer.....	2001-02-03-04	David Ritter.....	1991-92	Charlie Zeller.....	2010-11
Juaquin Feazell.....	1998-99	Anthony LaLota.....	2009	Garrett Rivas.....	2007	Chris Ziemann.....	2000
John Ferrara.....	2007, 09-10	Jared Lancer.....	1993-94	Andrew Robinson.....	2014	Cory Zirbel.....	2006
Adam Finley.....	2001-02-03-04-05	Shawn Lazarus.....	2002-03	Craig Roh.....	2009, 11	Jeff Zuttah.....	2004

168

138 YEARS OF MICHIGAN FOOTBALL

TEAM CAPTAINS

1879 Dave Detar	1943 Paul White, HB	1987 Jamie Morris, RB	2013 Courtney Avery, S
1880 John Chase, HB	1944 Bob Wiese, FB	Doug Mallory, DB	Cameron Gordon, LB
1881 Walter Horton, QB	1945 Joe Ponsetto, QB	1988 Mark Messner, DT	Taylor Lewan, LT
1882 No Team	1946 Art Renner, E	John Vitale, C	Jake Ryan, LB
1883 William Olcott, FB	1947 Bruce Hilken, T	1989 J.J. Grant, ILB	2014 Devin Gardner, QB
1884 Horace Prettyman	1948 Dominic Tomasi, G	Derrick Walker, TE	Jake Ryan, LB
1885 Horace Prettyman	1949 Alvin Wistert, T	1990 Jarrod Bunch, FB	2015 Joe Kerridge, FB
1886 Horace Prettyman	1950 Robert Wahl, T	John Milligan, LB	Joe Bolden, LB
1887 John Duffy, HB	1951 Bill Putich, QB	1991 Erick Anderson, LB	2016 Jake Butt, TE
1888 John Duffy, HB	1952 Merritt Green, E	Greg Skrepenak, OT	Chris Wormley, DE
1889 E.W. McPherran	1953 Dick O'Shaughnessy, C	1992 Corwin Brown, FS	2017 Mason Cole, LT
1890 William C. Malley	1954 Ted Cachey, G	Elvis Grbac, QB	Mike McCray, LB
1891 James Van Inwagen	1955 Ed Meads, T	Chris Hutchinson, DT	
1892 George Dygert, HB	1956 Tom Maentz, E	1993 Buster Stanley, DT	
1893 George Dygert, HB	1957 Jim Orwig, T	Rickey Powers, RB	
1894 James Baird, QB	1958 John Herrnstein, FB	1994 Steve Morrison, ILB	
1895 Fred Henninger, T	1959 George Genyk, G	Walter Smith, WR	
1896 Henry Senter, E	1960 Gerald Smith, C	1995 Jarrett Irons, ILB	
1897 James Hogg, FB	1961 George Mans, E	Joe Marinaro, OG	
1898 John Bennett, E	1962 Bob Brown, E	1996 Jarrett Irons, ILB	
1899 Allen Steckle, T	1963 Joe O'Donnell, G	Rod Payne, C	
1900 Neil Snow, FB	1964 Jim Conley, E	1997 Jon Jansen, OT	
1901 Hugh White, T	1965 Tom Cecchini, C	Eric Mayes, ILB	
1902 Harrison Weeks, QB	1966 Jack Clancy, OE	1998 Jon Jansen, OT	
1903 Curtis Redden, E	1967 Joe Dayton, C	Juaquin Feazell, DT	
1904 William Heston, HB	1968 Ron Johnson, RB	1999 Tom Brady, QB	
1905 Fred Norcross, QB	1969 Jim Mandich, TE	Steve Hutchinson, LG	
1906 John Curtis, T	1970 Don Moorhead, QB	Rob Renes, DT	
1907 Paul McGoffin	Henry Hill, MG	2000 Steve Hutchinson, LG	
1908 Germany Schulz, C	1971 Frank Gusich, WB	Anthony Thomas, RB	
1909 Dave Allerdice, HB	Guy Murdock, C	Eric Wilson, DT	
1910 Albert Benbrook, LG	1972 Tom Coyle, OG	2001 Eric Brackins, ILB	
1911 Fred Conklin, T	Randy Logan, DB	Shawn Thompson, TE	
1912 George Thomson, FB	1973 Dave Gallagher, DT	2002 Victor Hobson, OLB	
1913 George Paterson, C	Paul Seal, TE	Bennie Joppru, TE	
1914 Jim Raynsford, T	1974 Dennis Franklin, QB	2003 Grant Bowman, DT	
1915 William Cochran, T	David Brown, S	Carl Diggs, ILB	
1916 John Maulbetsch, HB	1975 Kirk Lewis, OG	John Navarre, QB	
1917 Cedric Smith, FB	Don Dufek, DB	2004 David Baas, C/LG	
1918 Elton "Tad" Wieman, G	1976 Rob Lytle, FB	Marlin Jackson, CB	
1919 Angus Goetz, E	Calvin O'Neal, LB	2005 Jason Avant, WR	
1920 Angus Goetz, E	Kirk Lewis, OG	Pat Massey, DT	
1921 Robert Dunne, E	1977 Dwight Hicks, S	2006 Jake Long, LT	
1922 Paul Goebel, E	Walt Downing, C	LaMarr Woodley, DE	
1923 Harry Kipke, HB	1978 Russell Davis, FB	2007 Shawn Crable, OLB	
1924 Herb Steger, WB	Jerry Meter, ILB	Mike Hart, RB	
1925 Robert Brown, G	1979 John Arbezniak, OG	Jake Long, LT	
1926 Benny Friedman, QB	Ron Simpkins, ILB	2008 Tim Jamison, DE	
1927 Bennie Oosterbaan, E	1980 Andy Cannavino, ILB	Will Johnson, DE	
1928 George Rich, FB	George Lilja, C	Mike Massey, TE	
1929 Joe Truskowski, E	1981 Kurt Becker, OG	Terrance Taylor, DT	
1930 James Simrall, QB	Robert Thompson, OLB	2009 Stevie Brown, LB	
1931 Roy Hudson, FB	1982 Anthony Carter, WR	Brandon Graham, DE	
1932 Ivan Williamson, E	Paul Girgash, ILB	Zoltan Mesko, P	
1933 Stanley Fay, HB	Robert Thompson, OLB	Mark Ortmann, LT	
1934 Thomas Austin, T	1983 Stefan Humphries, OG	2010 Mark Moundros, FB	
1935 William Renner, QB	John Lott, DB	Stephen Schilling, LG	
1936 Matt Patanelli, E	1984 Doug James, OG	2011 Kevin Koger, TE	
1937 Joe Rinaldi, C	Mike Mallory, ILB	Mike Martin, DT	
1938 Fred Janke, T	1985 Brad Cochran, DB	David Molk, C	
1939 Archie Kodros, C	Eric Kattus, TE	2012 Jordan Kovacs, S	
1940 Forest Evashevski, QB	Mike Mallory, ILB	Denard Robinson, QB	
1941 Bob Westfall, FB	1986 Jim Harbaugh, QB		
1942 George Ceithaml, QB	Andy Moeller, ILB		

TEAM AWARDS

BO SCHEMBECHLER AWARD

The Michigan Most Valuable Player Award was officially changed to the Bo Schembechler Award starting in the 1995 season with Tshimanga Biakabutuka as the first recipient. Schembechler, the winningest head coach in Michigan football history, led the Wolverines from 1969-89 and served as athletic director from 1988-90. He compiled a record of 194-48-5 and won 13 Big Ten titles during his tenure.

- 2017..... Maurice Hurst, DT
- 2016..... Jabrill Peppers, LB/DB
- 2015..... Jehu Chesson, WR
- 2014..... Jake Ryan, LB
- 2013..... Jeremy Gallon, WR
- 2012..... Jordan Kovacs, S
- 2011..... Denard Robinson, QB
- 2010..... Denard Robinson, QB
- 2009..... Brandon Graham, DE
- 2008..... Brandon Graham, DE
- 2007..... Mike Hart, RB
- 2006..... David Harris, ILB
Mike Hart, RB
- 2005..... Jason Avant, WR
- 2004..... Braylon Edwards, WR
- 2003..... Chris Perry, RB
- 2002..... B.J. Askew, RB
- 2001..... Marquise Walker, WR
- 2000..... Anthony Thomas, RB
- 1999..... Tom Brady, QB
- 1998..... Tai Streets, WR
- 1997..... Charles Woodson, CB
- 1996..... Rod Payne, C
- 1995..... Tshimanga Biakabutuka, RB
- 1994..... Todd Collins, QB
- 1993..... Buster Stanley, DT
- 1992..... Chris Hutchinson, DT
- 1991..... Desmond Howard, WR
- 1990..... Tripp Welborne, FS
- 1989..... Tony Boles, RB
- 1988..... Mark Messner, DT
- 1987..... Jamie Morris, RB
- 1986..... Jim Harbaugh, QB
- 1985..... Mike Hammerstein, DT
- 1984..... Mike Mallory, ILB
- 1983..... Steve Smith, QB
- 1982..... Anthony Carter, WR
- 1981..... Butch Woolfolk, TB
- 1980..... Anthony Carter, WR
- 1979..... Ron Simpkins, ILB
- 1978..... Rich Leach, QB
- 1977..... Russell Davis, FB
- 1976..... Rob Lytle, FB
- 1975..... Gordon Bell, TB
- 1974..... Steve Strinko, LB
- 1973..... Paul Seal, TE
- 1972..... Randy Logan, DB
- 1971..... Billy Taylor, TB
- 1970..... Don Moorhead, QB

- 1970..... Henry Hill, MB
- 1969..... Jim Mandich, TE
- 1968..... Ron Johnson, RB
- 1967..... Ron Johnson, RB
- 1966..... Jack Clancy, TE
- 1965..... Bill Yearby, T
- 1964..... Bob Timberlake, QB
- 1963..... Tom Keating, T
- 1962..... Dave Raimey, HB
- 1961..... John Walker, C
- 1960..... Dennis Fitzgerald, HB
- 1959..... Tony Rio, FB
- 1958..... Bob Ptacek, HB
- 1957..... Jim Pace, HB
- 1956..... Dick Hill, G
- 1955..... Terry Barr, HB
- 1954..... Fred Baer, FB
- 1953..... Tony Branoff, HB
- 1952..... Ted Topor, QB
- 1951..... Don Peterson, HB
- 1950..... Don Dufek Sr., FB
- 1949..... Dick Kempthorn, FB
- 1948..... Dominic Tomasi, G
- 1947..... Chalmers "Bump" Elliott, HB
- 1946..... Bob Chappuis, HB
- 1945..... Harold Watts, C
- 1944..... Don Lund, FB
- 1943..... Bob Wiese, FB
- 1942..... Al Wistert, T
- 1941..... Reuben Kelto, T
- 1940..... Tom Harmon, HB
- 1939..... Tom Harmon, HB
- 1938..... Ralph Heikkinen, G
- 1937..... Ralph Heikkinen, G
- 1936..... Matt Patanelli, E
- 1935..... Bill Renner, QB
- 1934..... Gerald Ford, C
- 1933..... Herman Everhardus, HB
- 1932..... Harry Newman, QB
- 1931..... Bill Hewitt, E
- 1930..... Jack Wheeler, QB
- 1929..... James Simrall, QB
- 1928..... Otto Pommerening, T
- 1927..... Bennie Oosterbaan, E
- 1926..... Benny Friedman, QB

DR. ARTHUR D. ROBINSON SCHOLARSHIP AWARD

The death of Dr. Arthur D. Robinson in 1966 stirred his many friends to contribute to a fund which annually rewards the leading senior-scholar on the University of Michigan football team.

Dr. Robinson served the U of M Club of Greater Detroit and his beloved University in just about every capacity imaginable. He was especially interested in "The Club's" scholarship program.

Between 1947 and 1966, the leading athlete-scholar on the Michigan team was given the George Cornell "Bubbles" Patterson Award.

- 2017..... Mike Wroblewski, LB
- 2016..... Grant Newsom, LT
- 2015..... Michael Jocz, TE
- 2014..... Joey Burzynski, OG
- 2013..... Joe Reynolds, WR
- 2012..... Patrick Omameh, OG
- 2011..... Will Heining, DT
- 2010..... Zac Ciullo, OL
- 2009..... Zoltan Mesko, P
- 2008..... Will Johnson, DT
- 2007..... Brandent Englemo, S
- 2006..... Carl Tabb, WR
- 2005..... Paul Sarantos, DL
David Schoonover, OL
- 2004..... Adam Finley, P
Matt Studenski, TE
- 2003..... Andy Mignery, TE
- 2002..... Joe Sgroi, LS
- 2001..... Jake Frysinger, DL
- 2000..... Andy Sechler, LB
- 1999..... Dhani Jones, LB
- 1998..... Rob Renes, NT
- 1997..... Rob Renes, NT
- 1996..... Brian Griese, QB
- 1995..... Jay Riemersma, TE
- 1994..... Todd Collins, QB
- 1993..... Marc Milia, OL
- 1992..... Chris Hutchinson, DL
- 1991..... David Ritter, SS
- 1990..... David Ritter, SS
- 1989..... Tim Williams, OLB
- 1988..... David Weil, OG
- 1987..... Dave Mandel, TE
- 1986..... Ken Higgins, WR
- 1985..... Clay Miller, OT
- 1984..... Clay Miller, OT
- 1983..... Stefan Humphries, OG
- 1982..... Craig Dunaway, TE
- 1981..... Norm Betts, TE
- 1980..... John Wangler, QB
- 1979..... Dan Murray, SS
- 1978..... Mark DeSantis, OLB
- 1977..... John Anderson, OLB
- 1976..... Kirk Lewis, OG
- 1975..... Dan Jilek, DE
- 1974..... Larry Johnson, DE
- 1973..... Don Warner, MG
- 1972..... Dave Zuccarelli
- 1971..... Bruce Elliott, DB
- 1970..... John Harpring, OT
- 1969..... Brian Healy, DB
- 1968..... John Denzin, C
- 1967..... Richard Vidmer, QB
- 1966..... Clayton Wilhite, OT

ROBERT P. UFER BEQUEST

This award is presented on behalf of Bob Ufer, the Voice of "Meechigan" football for 37 years. In a U-M career that spanned five decades, Bob broadcast 362 straight games.

During his college career, Bob set eight Michigan track records, including a world record quarter-mile. Bob was also famous for his annual OSU-Michigan pep rallies at the Mud Bowl and was the keynote speaker for President Ford's presidential kickoff rally in 1976.

In fond memory of Bob, this scholarship is awarded to the senior football player who demonstrates the most enthusiasm and love for U-M.

- 2017..... Mike McCray, LB
..... Henry Poggi, FB
- 2016..... Grant Newsome, LT
- 2015..... Joe Bolden, LB
- 2014..... Brennan Beyer, DE
- 2013..... Drew Dileo, WR
Cam Gordon, LB
Joe Reynolds, WR
- 2012..... Jordan Kovacs, S
- 2011..... Kevin Koger, TE
Ryan Van Bergen, DE
- 2010..... Mark Moundros, LB
- 2009..... David Moosman, C/OG
- 2008..... Mike Massey, TE
- 2007..... Adam Kraus, LG/C
- 2006..... Willis Barringer, S
Mark Bihl, C
- 2005..... Tim Massaquoi, TE
- 2004..... Kevin Dudley, FB
- 2003..... John Navarre, QB
- 2002..... Charles Drake, DB
Bennie Joppru, TE
- 2001..... Eric Brackins, ILB
- 2000..... David Brandt, C
DeWayne Patmon, S
- 1999..... Marcus Knight, WR
- 1998..... Mark Campbell, TE
- 1997..... Chris Floyd, RB
- 1996..... Damon Denson, DT
- 1995..... Jason Carr, QB
- 1994..... Ed Davis, TB
- 1993..... Walter Smith, WR
- 1992..... Corwin Brown, FS
- 1991..... Matt Elliot, C
- 1990..... John Milligan, ILB
- 1989..... Chris Calloway, WR
- 1988..... John Kolesar, WR
- 1987..... Jamie Morris, RB
- 1986..... Andy Moeller, ILB
- 1985..... Brad Cochran, DB
- 1984..... Al Sincich, DL
- 1983..... Jeff Cohen, DB
- 1982..... Jerry Burgei, CB

ANNUAL TEAM AWARDS

RICHARD KATCHER AWARD

The Dick Katcher Award is given to the most outstanding defensive lineman or outside linebacker at the conclusion of each football season. The award was established by Dick Katcher in 1982.

- 2017.....Rashan Gary, DE
- 2016.....Chris Wormley, DE
-Ryan Glasgow, DT
- 2015.....Chris Wormley, DE
-Ryan Glasgow, DT
- 2014.....Brennan Beyer, DE
- 2013.....Frank Clark, DE
- 2012.....Craig Roh, DE
- 2011.....Mike Martin, DT
- 2010.....Mike Martin, DT
- 2009.....Mike Martin, DT
- 2008.....Tim Jamison, DE
- 2007.....Will Johnson, DT
- 2006.....LaMarr Woodley, DE
- 2005.....Alan Branch, DE/DT
- 2004.....LaMarr Woodley, OLB/DE
- 2003.....Grant Bowman, DT
-Norman Heuer, DT
-Larry Stevens, DE
- 2002.....Grant Bowman, DT
- 2001.....Shantee Orr, DE
- 2000.....Dan Rumishek, DE
- 1999.....Rob Renes, NT
- 1998.....Rob Renes, NT
- 1997.....Glen Steele, DT
- 1996.....William Carr, NT
- 1995.....Jason Horn, DT
- 1994.....Trent Zenkewicz, DT
- 1993.....Buster Stanley, DT
- 1992.....Chris Hutchinson, DT
- 1991.....Mike Evans, DT
- 1990.....T.J. Osman, DT
- 1989.....Mike Teeter, MG
- 1988.....Mark Messner, DT
- 1987.....Mark Messner, DT
- 1986.....Dieter Heren, OLB
- 1985.....Mike Hammerstein, DT
- 1984.....Mike Hammerstein, DT
- 1983.....Carlton Rose, DT
- 1982.....Robert Thompson, OLB

ROGER ZATKOFF AWARD

The Roger Zatkoff Award was established in 1991 to be given to the most outstanding linebacker at the conclusion of each football season. The award is named for Zatkoff, a three-year Michigan football letterwinner from the early 1950s.

- 2017.....Devin Bush, LB
- 2016.....Ben Gedeon, LB
- 2015.....Desmond Morgan, LB
- 2014.....Jake Ryan, LB

- 2013.....Jake Ryan, LB
- 2012.....Jake Ryan, LB
- 2011.....Kenny Demens, LB
- 2010.....Jonas Mouton, LB
- 2009.....Stevie Brown, WLB
- 2008.....Obi Ezech, MLB
- 2007.....Chris Graham, WLB
- 2006.....David Harris, ILB
- 2005.....David Harris, ILB
- 2004.....Roy Manning OLB
- 2003.....Lawrence Reid, ILB
- 2002.....Victor Hobson, OLB
- 2001.....Larry Foote, ILB
- 2000.....Victor Hobson, OLB
- 1999.....Ian Gold, ILB
- 1998.....Sam Sword, ILB
- 1997.....Sam Sword, ILB
- 1996.....Jarrett Irons, ILB
- 1995.....Jarrett Irons, ILB
- 1994.....Steve Morrison, ILB
- 1993.....Gannon Dudlar, OLB
- 1992.....Steve Morrison, ILB
- 1991.....Erick Anderson, ILB

HUGH H. RADER, JR. MEMORIAL AWARD

The award was established in 1982 to perpetuate the fond memory of dedicated alumnus Hugh Rader. It is awarded to the "Best Lineman" as selected each year by his coaches.

Hugh was a past president of "The Club," a past member of the Board in Control of Intercollegiate Athletics, a past Director of the Alumni Association, a Trustee of the Scholarship Fund, and member of the vital Transportation Committee. He was honored in 1979 when he was selected as one of Michigan's "Greatest Fans" by the Football Committee. His consecutive home and away streak of 350 ended in 1980 when he missed the OSU game in Columbus. Hugh also received the rare distinction of being named an Honorary 'M' Club member.

- 2017.....Mason Cole, LT
- 2016.....Erik Magnuson, RT
- 2015.....Graham Glasgow, C
- 2014.....Jack Miller, C
- 2013.....Taylor Lewan, LT
- 2012.....Taylor Lewan, LT
- 2011.....David Molk, C
- 2010.....David Molk, C
-Stephen Schilling, LG
- 2009.....Mark Ortmann, LT
-Stephen Schilling, LG
- 2008.....Stephen Schilling, RT
- 2007.....Jake Long, LT
- 2006.....Jake Long, LT
- 2005.....Adam Stenavich, LT

- 2004.....David Baas, C
- 2003.....David Baas, LG
-Tony Pape, RT
-Dave Pearson, C
- 2002.....Tony Pape, RT
- 2001.....Kurt Anderson, C
- 2000.....Jeff Backus, LT
-Steve Hutchinson, LG
-Maurice Williams, RT
- 1999.....Jeff Backus, LT
- 1998.....Jon Jansen, DT
- 1997.....Zach Adami, C
- 1996.....Rod Payne, C
- 1995.....Joe Marinaro, OG
- 1994.....Jon Runyan, OT
- 1993.....Joe Marinaro, OG
- 1992.....Steve Everitt, C
- 1991.....Greg Skrepenak, OT
- 1990.....Dean Dingman, OG
- 1989.....Derrick Walker, TE
- 1988.....Mark Messner, DT
- 1987.....John Elliot, C
- 1986.....Mark Hammerstein, DT
- 1985.....Eric Kattus, TE
-Clay Miller, OT
- 1984.....Doug James, OG
- 1983.....Tom Dixon, C
- 1982.....Craig Dunaway, TE

OFFENSIVE PLAYER OF THE YEAR

Selected by the coaching staff, this award was established in 2017 to recognize the team's top offensive performer.

- 2017.....Karan Higdon, RB

DEFENSIVE PLAYER OF THE YEAR

The award, selected by the coaching staff, recognized the player deemed to be the top defensive player on the team.

- 2017.....Maurice Hurst, DT

SPECIAL TEAMS PLAYER OF THE YEAR

The award was established in 2017 to recognize the top special teams player as selected by the coaching staff.

- 2017.....Jordan Glasgow

ROOKIE OF THE YEAR

In 2017, the Michigan coaching staff established an award that recognized the accomplishments of a first-year player to the success of the team.

- 2017.....D. Peoples-Jones, WR

BLUE COLLAR AWARD

In 2017, the Michigan coaching staff started a tradition to have the players vote on the student-athlete who they deemed the hardest-working on the squad.

- 2017.....Chase Winovich, LB

TOUGHEST PLAYER OF THE YEAR

The award was established in 2017 to recognize the toughest player on the Michigan Football Team as voted by his teammates.

- 2017.....Ben Mason, FB

MOST IMPROVED PLAYERS OF THE YEAR

Established in 2017, the Most Improved Players of the Year Award recognizes the student-athletes that had the greatest development from the start of spring football throughout the season.

- 2017.....Zach Gentry, TE (O)
-Tyree Kinnel, S (D)
-James Foug, KO (ST)

SCOUT TEAM PLAYERS OF THE YEAR

This award, selected each year by the coaches, recognizes the players that provide the best looks for the offense, defense and special teams in preparation for each week's opponent.

- 2017.....Dylan McCaffrey, QB (O)
-Jameson Offerdahl, LB (D)
-Jacob McCurry, WR (ST)

TEAM SPRING AWARDS

MEYER MORTON AWARD

The Meyer Morton Award, established by the 'M' Club of Chicago in 1925, is given to the football player who shows the greatest development and most promise as a result of the annual spring practice. Morton, a 1912 Michigan graduate, was a lawyer in Chicago from 1915-48 and served as a Big Ten football official for 23 years. Morton was the referee in the famous 0-0 tie between Notre Dame and Army played at Yankee Stadium in 1946. A member of the Chicago 'M' Club, Morton traveled to Ann Arbor to present the award for many years. The award was named in his honor after his death in 1948.

2014.....Joe Bolden, LB
 2013.....James Ross III, LB
 2012.....Brennen Beyer, DE
 2011.....John McColgan, FB
 2010.....Greg Banks, DT
 2009.....Stevie Brown, LB
 2008.....Will Johnson, DT
 2007.....Chad Henne, QB
 2006.....Steve Breaston, WR/PR/KR
 2005.....Tim Massaquoi, TE
 2004.....Braylon Edwards, WR
 2003.....John Navarre, QB
 2002.....Victor Hobson, OLB
 2001.....Bill Seymour, TE
 2000.....Jeff Backus, LT
 1999.....Grady Brooks
 1998.....Tai Streets, WR
 1997.....Clint Copenhaver, LB
 1996.....Damon Denson, DT
 1995.....Jarrett Irons, ILB
 1994.....Jay Riemersma, TE
 1993.....Todd Collins, QB
 1992.....Chris Hutchinson, DT
 1991.....Desmond Howard, WR
 1990.....Matt Elliott, C
 1989.....Chris Calloway, WR
 1988.....John Vitale, C
 1987.....Jamie Morris, RB
 1986.....Doug Mallory, DB
 1985.....Clay Miller, OT
 1984.....Jim Harbaugh, QB
 1983.....Steve Smith, QB
 1982.....Stefan Humphries, OT
 1981.....Stan Edwards, RB
 1980.....George Lilja, C
 1979.....Curtis Greer, DT
 1978.....Gene Johnson, TE
 1977.....John Anderson, OLB
 1976.....Greg Morton, DT
 1975.....Dan Jilek, DE
 1974.....Dennis Franklin, QB
 1973.....Paul Seal, TE
 1972.....Randy Logan, DB

1971.....Guy Murdock, C
 1970.....Jim Betts, S
 1969.....Don Moorhead, QB
 1968.....Bob Baumgartner, OG
 1967.....Dick Yanz, T
 1966.....Don Bailey, OG
 1965.....Bill Keating, G
 1964.....Tom Mack, T
 1963.....Tom Keating, T
 1962.....John Minko, G
 1961.....Dave Raimey, HB
 1960.....Bill Freehan, E
 1959.....Willard Hildebrand, T
 1958.....Dick Syring, G
 1957.....Charles Teusher, E
 1956.....John Herrnstein, E
 1956.....Bob Ptacek, HB
 1955.....Jim Van Pelt, QB
 1954.....Ron Kramer, E
 1953.....Don Dugger, G
 1953.....Tony Branoff, HB
 1952.....Gene Knutson, E
 1951.....Merritt Green, E
 1950.....Roger Zatkoff, FB
 1949.....Don Dufek, FB
 1948.....Leo Koceski, HB
 1947.....Alvin Wistert, T
 1946.....Bob Ballou, T
 1945.....n/a
 1944.....n/a
 1943.....Clem Bauman, T
 1942.....Bob Wiese, FB
 1941.....Mervin Pregulman, C/T
 1940.....George Ceitham, QB
 1939.....Ralph Fritz, G
 1938.....Archie Kodros, C
 1937.....Fred Trosko, HB
 1936.....John Jordan, C
 1935.....Bob Cooper, HB
 1934.....Matt Patanelli, E
 1933.....Mike Savage, E
 1932.....Gerald Ford, C
 1931.....Herman Everhardus, HB
 1930.....Estil Tessmer, QB
 1929.....Roy Hudson, FB
 1928.....Danny Holmes, G
 1927.....LaVerne Taylor, E
 1926.....George Rich, FB
 1925.....Ray Baer, T

FREDERICK MATTHAEI AWARD

The Frederick Matthaei Award is given to the junior-to-be gridder who has displayed leadership, drive and achievement on the athletic field and in the classroom. The award was established by Frederick C. Matthaei in 1968.

2014.....Jarrod Wilson, S
 2013.....Devin Gardner, QB
 2012.....Courtney Avery, CB
 2011.....Craig Roh, DE

2010.....Mark Moundros, FB/LB
 2009.....Mark Ortmann, LT
 2008.....Stevie Brown, S
 Brandon Minor, RB
 2007.....Will Johnson, DT
 2006.....Jake Long, LT
 2005.....Leon Hall, CB
 2004.....Jason Avant, WR
 2003.....David Baas, OT
 2002.....Norman Heuer, DT
 2001.....Ronald Bellamy, WR
 2000.....David Terrell, WR
 1999.....Anthony Thomas, RB
 1998.....Dhani Jones, ILB
 1997.....Clarence Williams, RB
 1996.....Jon Jansen, OT
 1995.....Damon Denson, DT
 1994.....Chuck Winters, S
 1993.....Tyrone Wheatley, RB
 1992.....Tony Henderson, MG
 1991.....Bernie Legette, FB
 1990.....Erick Anderson, ILB
 1989.....Dean Dingman, OG
 1988.....Warde Manuel, DT
 1987.....Derrick Walker, TE
 1986.....Jamie Morris, RB
 1985.....Gerald White, RB
 1984.....Tony Gant, DB
 1983.....Al Sincich, MG
 1982.....Steve Smith, QB
 1981.....Lawrence Ricks, RB
 1980.....Norm Betts, TE
 1979.....Mike Trgovac, MG
 1978.....Mike Jolly, DB
 1977.....Jerry Meter, ILB
 1976.....John Anderson, OLB
 1975.....Jim Smith, DB
 1974.....Kirk Lewis, OG
 1973.....Dave Brown, S
 1972.....Tom Drake, DB
 1971.....Tom Kee, LB
 1970.....Bruce Elliot, DB
 1969.....Jack Harpring, OT
 1968.....Tom Curtis, DB


JOHN F. MAULBETSCH AWARD

The John F. Maulbetsch Award is given to the freshman football candidate after spring practice on the basis of desire, character, capacity for leadership and future success both on and off the gridiron. It was established by Frederick C. Matthaei in 1954 in honor of the late John F. Maulbetsch, an All-American halfback in 1914.

2014.....Chris Wormley, DL
 2013.....Jarrod Wilson, S
 2012.....Blake Countess, CB
 2011.....Jake Ryan, LB
 2010.....Cam Gordon, DB
 2009.....J.T. Floyd, CB
 Patrick Oameh, OG/OT

2008.....Ryan Van Bergen, DE
 2007.....Greg Mathews, WR
 2006.....Kevin Grady, RB
 2005.....Chad Henne, QB
 2004.....Jake Long, RT
 2003.....Jason Avant, WR
 2002.....Marlin Jackson, CB
 2001.....Chris Perry, RB
 2000.....Ronald Bellamy, WR
 1999.....Drew Henson, QB
 1998.....Maurice Williams, DT
 1997.....Marcus Knight, WR
 1996.....Charles Woodson, CB
 1995.....Jon Jansen, OT
 1994.....Rob Swett, LB
 1993.....Chuck Winters, S
 1992.....Tyrone Wheatley, RB
 1991.....Steve Morrison, LB
 1990.....Chris Hutchinson, DL
 1989.....Tripp Welborne, S
 1987.....Tim Williams, OLB
 1986.....Jeff Brown, TE
 1985.....Mark Messner, DT
 1984.....Garland Rivers, DB
 1983.....Bob Perryman, FB
 1982.....Mark Hammerstein, DT
 1981.....Tom Dixon, C
 1980.....Keith Bostic, SS
 1979.....Tony Jackson, DB
 1978.....Mike Trgovac, MG
 1977.....Ron Simpkins, ILB
 1976.....Rick Leach, QB
 1975.....Dwight Hicks, S
 1974.....Rob Lytle, FB
 1973.....Don Dufek, DB
 1972.....Dennis Franklin, QB
 1971.....Dave Gallagher, DT
 1970.....Tom Coyle, OG
 1969.....Glenn Doughty, DB
 1968.....Marty Huff, LB
 1967.....Jim Mandich, TE
 1966.....Tom Stinich, DE
 1965.....Rocky Rosema, DE
 1964.....Clayton Wilhite, OE
 1963.....Rick Sygar, DB
 1962.....Bob Timberlake, QB
 1961.....Harvey Chapman, HB
 1960.....Jack Strobel, HB
 1959.....Bob Brown, E
 1958.....John Walker, C
 1957.....George Genyk, G
 1956.....John Herrnstein, FB

VICTORS VALIANT



ALL-TIME COACHING RECORDS



KIPKE - CRISLER - OOSTERBAAN - ELLIOTT - SCHEMBECHLER



ELLIOTT - SCHEMBECHLER - MOELLER - CARR

**MIKE MURPHY/
FRANK CRAWFORD**

1891
4-5-0
Year Record Pts.....Opp Pts
1891 ... 4-5-0168 114

FRANK E. BARBOUR

1892-93
14-8-0
Year Record Pts.....Opp Pts
1892 7-5-0298 170
1893 7-3-0278 102

WILLIAM L. McCAULEY

1894-95
17-2-1
Year Record Pts.....Opp Pts
1894 9-1-1244 84
1895 8-1-0266 14

WILLIAM D. WARD

1896
9-1-0
Year Record Pts.....Opp Pts
1896 9-1-0262 11

GUSTAVE H. FERBERT

1897-99
24-3-1
Year Record Pts.....Opp Pts
1897 6-1-1166 31
1898 10-0-0205 26
1899 8-2-0176 43

LANGDON "BIFF" LEA

1900
7-2-1
Year Record Pts.....Opp Pts
1900 7-2-1117 55

FIELDING H. YOST

1901-23, 25-26
165-29-10
Year Record Pts.....Opp Pts
1901 11-0-0550 0
1902 11-0-0644 12
1903 11-0-1565 6
1904 10-0-0567 22
1905 12-1-0495 2
1906 4-1-0 72 30
1907 5-1-0107 6
1908 5-2-1128 81
1909 6-1-0115 34
1910 3-0-3 29 9

1911 5-1-2 90 38
1912 5-2-0158 65
1913 6-1-0175 21
1914 6-3-0233 68
1915 4-3-1130 81
1916 7-2-0253 56
1917 8-2-0304 53
1918 5-0-0 96 6
1919 3-4-0 93 102
1920 5-2-0121 21
1921 5-1-1187 21
1922 6-0-1183 13
1923 8-0-0150 12
1925 7-1-0227 3
1926 7-1-0191 38

GEORGE LITTLE

1924
6-2-0
Year Record Pts.....Opp Pts
1924 6-2-0155 54

ELTON E. "TAD" WIEMAN

1927-28
9-6-1
Year Record PtsOpp Pts
1927 6-2-0137 39
1928 3-4-1 36 62

HARRY G. KIPKE

1929-37
46-26-4
Year Record Pts.....Opp Pts
1929 5-3-1109 75
1930 8-0-1111 23
1931 8-1-1181 27
1932 8-0-0123 13
1933 7-0-1131 18
1934 1-7-0 21 143
1935 4-4-0 68 131
1936 1-7-0 36 127
1937 4-4-0 54 110

HERBERT O. "FRITZ" CRISLER

1938-47
71-16-3
Year Record Pts.....Opp Pts
1938 6-1-1131 40
1939 6-2-0219 94
1940 7-1-0196 34
1941 6-1-1147 41
1942 7-3-0221 134
1943 8-1-0302 73
1944 8-2-0204 91
1945 7-3-0187 99
1946 6-2-1233 73

1947 10-0-0394 53

Bennie G. Oosterbaan

1948-58
63-33-4
Year Record Pts.....Opp Pts
1948 9-0-0252 44
1949 6-2-1135 85
1950 6-3-1150 114
1951 4-5-0135 122
1952 5-4-0207 134
1953 6-3-0163 101
1954 6-3-0139 87
1955 7-2-0179 94
1956 7-2-0233 123
1957 5-3-1187 147
1958 2-6-1132 211

CHALMERS W. "BUMP" ELLIOTT

1959-68
51-42-2
Year Record Pts.....Opp Pts
1959 4-5-0122 161
1960 5-4-0133 84
1961 6-3-0212 163
1962 2-7-0 70 214
1963 3-4-2131 127
1964 9-1-0235 83
1965 4-6-0185 161
1966 6-4-0236 144
1967 4-6-0144 179
1968 8-2-0277 155

GLENN E. "BO" SCHEMBECHLER

1969-89
194-48-5
Year Record Pts.....Opp Pts
1969 8-3-0352 148
1970 9-1-0288 90
1971 11-1-0421 83
1972 10-1-0264 57
1973 10-0-1330 68
1974 10-1-0324 75
1975 8-2-2324 130
1976 10-2-0432 95
1977 10-2-0353 124
1978 10-2-0372 105
1979 8-4-0312 151
1980 10-2-0322 129
1981 9-3-0355 162
1982 8-4-0345 204
1983 9-3-0355 160
1984 6-6-0214 200
1985 10-1-1342 98
1986 11-2-0379 203
1987 8-4-0331 172

1988 9-2-1361 167
1989 10-2-0335 184

GARY O. MOELLER

1990-94
44-13-3
Year Record Pts.....Opp Pts
1990 9-3-0389 198
1991 10-2-0420 203
1992 9-0-3431 171
1993 8-4-0342 160
1994 8-4-0330 268

LLOYD H. CARR

1995-2007
122-40-0
Year Record Pts.....Opp Pts
1995 9-4338 223
1996 8-4277 184
1997 12-0322 112
1998 10-3359 235
1999 10-2361 247
2000 9-3404 229
2001 8-4320 237
2002 10-3361 265
2003 10-3460 219
2004 9-3370 279
2005 7-5345 244
2006 11-2380 207
2007 9-4354 278

RICH RODRIGUEZ

2008-10
15-22-0
Year Record Pts.....Opp Pts
2008 3-9243 347
2009 5-7354 330
2010 7-6426 458


BRADY HOKE

2011-14
31-20-0
Year Record Pts.....Opp Pts
2011 11-2433 226
2012 8-5388 258
2013 7-6419 349
2014 5-7251 269

JIM HARBAUGH

2015-Present
28-11-0
Year Record Pts.....Opp Pts
2015 10-3408 213
2016 10-3524 183
2017 8-5328 245

HEAD COACHES' BIOS



MIKE MURPHY and FRANK CRAWFORD

**1891
4-5-0 overall**

In 1891, Murphy and Crawford became the first official football coaches in the history of the University. Prior to their appointment, the Michigan football program operated for 11 seasons without a coach. An experienced and popular trainer for the Detroit Athletic Club, Murphy was named the actual head coach of the 1891 team. However, midway through the season, Crawford was established as co-coach, doing most of the coaching while Murphy settled into the more appropriate role as the squad's trainer. A graduate student from Yale, Crawford learned football while attending school in the East. Crawford's efforts in contacting other institutions about the possibilities of competing on the gridiron led to the first advance schedule in Michigan history. Prior to this, the school's games were somewhat sudden and occurred with little or no planning.

After his stint at Michigan, Crawford went on to coach the University of Nebraska to a 9-4-1 overall record in 1893 and 1894, and led the University of Texas to a perfect 5-0 record in 1895.



FRANK E. BARBOUR

**1892-93
14-8-0 overall**

Michigan's second head coach was an 1892 graduate of Yale University, the national champions during the 1891 season. During his two seasons at the helm, he led Michigan on a then-ambitious 12 and 10 game schedule. Ward's teams scored over 60 points four times and shutout the opponent on eight occasions, including five times during the 1893 season.



WILLIAM L. MCCAULEY

**1894-95
17-2-1 overall**

Attending the University as a medical student, McCauley was named Michigan's third head coach

prior to the 1894 season. In contrast to today's modern football players, McCauley's first club weighed an average of 170 pounds. In his two seasons at the helm, the Wolverines only lost two contests, falling to eastern powers Cornell and Harvard. Michigan's 12-4 victory over Cornell in 1894 marked the first time in collegiate football history that a western school defeated an established power from the east.

Before coming to Ann Arbor to continue his medical studies, McCauley graduated from Princeton in 1894 and played tackle on the Tigers' championship football team. Before his departure in November of 1896, McCauley assisted William Ward in coaching the 1896 team.



WILLIAM D. WARD

**1896
9-1 Overall**

Ward led Michigan into its first season in conference play, and the Wolverines emerged with a successful 2-1 record in

the league. Like his predecessor, Ward had also graduated from Princeton and came out to Michigan after receiving his diploma in 1895. During the season, Ward's team only allowed 11 points and dropped only a 7-6 game to Chicago in the season finale in the Chicago Coliseum.



GUSTAVE H. FERBERT

**1897-99
24-3-1 overall**

Due to a move by the student-alumni advisory board (of which he was a member) to have

only former students as coaches of the football team, Ferbert replaced William Ward in 1897. Ferbert was an 1897 Michigan graduate and would lead the team to its first Big Ten title in 1898.



LANGDON "BIFF" LEA

**1900
7-2-1 overall**

A Princeton graduate, Lea coached a successful season at Michigan in 1900, and then returned to assist

his alma mater. Lea established a set of strict rules for his team at Michigan, which he posted on the wall of the gymnasium before tryouts. One such stipulation was, "The word 'can't' is not in the football vocabulary. Any man feeling that way about any part of the game in detail is not wanted on the field and will please stay away. Only those wanted who say 'I will' with teeth together and who never stop fighting. Otherwise they go off the field."

Lea was also head coach at Princeton from 1938-42. He later went to Maine and served as head of the AFCA in 1947.



FIELDING H. YOST

**1901-23, 1925-'26
165-29-10 overall**

In his 25 years as head coach of the Wolverines, Yost's accomplishments rank among the most legendary in

collegiate football history. Beginning with his inaugural club of 1901, Yost led the Michigan football program on an unprecedented victory run over a five-year period. Known as the "Point-a-Minute" teams, those Yost-led squads played 56 consecutive games without a loss from 1901-05, including winning streaks of 29 and 26 games, which remain today as the longest in school history. In those five seasons, the Wolverines outscored their opponents 2,821 to 42—an average Michigan victory of 50-1. In his first season of 1901, Yost led the Wolverines to a perfect 10-0 record, a Big Ten Championship, a 49-0 victory over Stanford in the first Rose Bowl game and the school's first national championship. The Wolverines went

HEAD COACHES' BIOS

on to win the national title again in 1902, 1903 and 1904. Under Yost, the Maize and Blue won 10 Big Ten championships and 20 of his players earned All-America recognition.

Along with his accomplishments as the head football coach, Yost served as Michigan's Director of Athletics from 1921-41. For his leadership of the athletic department, Yost is viewed by many as the consummate pioneer and visionary of the field. As athletic director, Yost continued Michigan's tradition of accepting only the highest personal, academic and athletic standards, while spreading that ideal to the facilities that support Michigan's athletic pursuits. Yost conceived and engineered today's modern athletic campus in Ann Arbor. Among the projects constructed under Yost's direction were Michigan Stadium, the university's 18-hole golf course, the nation's first Intramural Sports Building and the nation's first multi-purpose field house, now known as Yost Ice Arena.

Yost received a law degree from the University of West Virginia, yet also attended school at Ohio Northern University and Lafayette. He began his coaching career at Ohio Wesleyan University and led them to the school's only victory over Ohio State. After leaving Ohio Wesleyan, Yost held brief coaching positions at the University of Kansas and the University of Nebraska. In 1900, he continued his move to the west coast and took over as the head coach at Stanford University, where he remained for a year before Stanford enacted a rule allowing only graduates to coach its football teams.



GEORGE LITTLE

**1924
6-2-0 overall**

After serving primarily as Yost's top assistant for two seasons, Little was named head coach for the 1924 season.

In his three years at Michigan, the Wolverine football program suffered only two losses. In the 1924 campaign, Little's defensive-minded clubs shut-out their opponents in five of the six victories. Upon his arrival in Ann Arbor, he helped restore Michigan's prominence on the gridiron after three straight finishes in the Big Ten's lower tier.

Little left Michigan following his lone season as head coach to accept the Athletic Director position at the University of Wisconsin. At the time of his appointment, Little was the youngest A.D. in the Big Ten Conference. He later

served as Director of Athletics at Rutgers and as the Executive Secretary of the National Football Foundation and Hall of Fame.

Little graduated from Ohio Wesleyan University in 1912 and began his successful coaching career at the University of Cincinnati in 1914-15. He then moved to Miami University in Oxford, Ohio, where he guided the Redskins to their first conference title in 1916. Little served in World War I in 1917-18 before returning to Miami in 1920-22.



ELTON E. "TAD" WIEMAN

**1927-28
9-6-1 overall**

Considered one of the top offensive line coaches in the nation, Wieman succeeded Fielding

H. Yost as Michigan's head man in 1927. In Wieman's first four games, the Wolverines won by an amazing 89-0 margin. Upon being appointed head coach, Wieman incorporated many of his own techniques into a system he fundamentally held over from the Yost years.

Known for his quiet, yet strong demeanor, Wieman came to Ann Arbor from Los Angeles to join the Michigan football team in 1916. He starred at a variety of positions, particularly tackle and fullback, and received all-conference honors at each position. In addition to his accolades on the field, Wieman earned Phi Beta Kappa honors for his achievement in the classroom.



HARRY G. KIPKE

**1929-37
46-26-4 overall**

In a four-year span between 1930 and 1933, Kipke's teams experienced unparalleled success by winning four Big

Ten and two national titles (1932 and 1933). During this stretch, the Wolverines compiled an astounding 34-1-3 record. Kipke stands as one of only three Michigan coaches ever to direct teams to four consecutive conference championships along with Fielding Yost and Bo Schembechler.

In his playing days, Kipke distinguished himself as one of the nation's greatest kickers and was

named an All-American halfback by the Walter Camp Foundation. He holds the honor of being Michigan's first nine-time letterman, participating in football, basketball and baseball.

Following his graduation in 1925, Kipke became assistant football and head baseball coach at the University of Missouri, but returned to Ann Arbor the next fall to fill similar positions at Michigan. In 1928 he was named the head coach at Michigan State College (currently Michigan State University) where he remained for one season. Kipke's Spartans lost a tough 3-0 contest to Michigan in his only season in East Lansing. Kipke took over the Wolverine program in 1929 after a 3-4-1 season at Michigan State.



HERBERT O. "FRITZ" CRISLER

**1938-47
71-16-3 overall**

In the 10 seasons Crisler was coach, Michigan's fate on the football field was in good hands.

Crisler's teams consistently excelled in conference play, finishing lower than second only twice. His style of coaching was offensive-oriented, using innovative formations to pile up yardage. In 1943, the Wolverines won their first Big Ten title in 10 years with an 8-1 record. His .805 winning percentage ranks him second in school history behind only Fielding Yost (minimum 50 games coached). He climaxed his career by directing Michigan to a 49-0 rout of Southern California in the 1948 Rose Bowl. At the culmination of the 1947 season, members of the Associated Press voted the Wolverines as the mythical national champions and Crisler the National Coach of the Year.

Crisler graduated as an honor student from the University of Chicago where he played football under legendary coach Amos Alonzo Stagg. He is one of two men in Chicago history ever to earn nine letters in three sports (football, basketball, baseball).

Upon receiving his diploma in 1922, Crisler became an assistant coach to Stagg, remaining there eight years. In 1930 Crisler was named the athletic director and head football coach at the University of Minnesota, where he remained for two seasons before accepting the head coaching position at Princeton University. In his six years at Princeton, the Tigers compiled a 35-9-1 record.

Perhaps Crisler's greatest contribution to the history of Wolverine football was the implementation of the Michigan winged helmet in

HEAD COACHES' BIOS

1938. Initially designed to aid quarterbacks in distinguishing receivers, the winged design has become a longstanding symbol of the University.


**BENNIE G.
OOSTERBAAN**

1948-58
63-33-4 overall

One of the greatest athletes ever to wear a Michigan uniform, Bennie Oosterbaan dedicated a great part of his life to the

Michigan football program. After taking over as head coach in 1948, he guided the Wolverines to a 9-0 mark, the Big Ten title and the national championship. For his efforts in that first season, Oosterbaan was named National Coach of the Year. Oosterbaan utilized the traditional single-wing and T-formations on offense to capture the Big Ten title three times. His intelligent approach to the defensive side of the ball enabled the Wolverines to lead the league in total defense in five of his 11 seasons as head coach.

During his playing days, Oosterbaan became the first player in school history to earn All-America honors three times. He won nine varsity letters at Michigan in football, basketball and baseball—one of the few student-athletes ever to achieve this honor. Following his graduation in 1928, he turned down contracts from professional baseball and football organizations in order to join the Michigan coaching staff. Under Fritz Crisler, Oosterbaan tutored the Michigan backfield, ends, and eventually was promoted to first assistant.


**CHALMERS
W. "BUMP"
ELLIOTT**

1959-68
51-42-2 overall

Named Michigan's 13th head coach in 1959, Elliott holds the rare distinction of both coaching

and playing for Big Ten and Rose Bowl championship teams during his football career as a Wolverine. He directed the 1964 Michigan team to a 9-1 record and a Rose Bowl victory over Oregon State, 34-7. During Elliott's 10 seasons as head coach, Michigan produced five

All-American performers: Bob Timberlake 1964; Bill Yearby 1964-'65; Jack Clancy 1966; Rick Volk 1966; and Ron Johnson 1968.

As an All-American player at Michigan, coach Fritz Crisler called Elliott the greatest right halfback he had ever seen. In the Wolverines' national championship season of 1947, Elliott was selected as the Big Ten Most Valuable Player. He began his coaching career at Oregon State in 1948, remaining there until he was named the offensive backfield coach at Iowa in 1952. While at Iowa, he helped the Hawkeyes to the Big Ten and Rose Bowl titles in 1956. Elliott returned to Ann Arbor in 1957 to coach the Maize and Blue backfield under coach Bennie Oosterbaan.



**GLENN E. "BO"
SCHEMBECHLER**

1969-89
194-48-5 overall

As the winningest head coach in Michigan football history, Bo Schembechler's teams won or tied

for an impressive 13 Big Ten championships during his 21-year tenure. Under Schembechler's guidance, Michigan's 96-10-3 regular season record through the decade of the 1970s was the nation's best. He guided 17 teams to post-season bowl games (10 Rose Bowls) and another 17 to top 10 finishes in the final wire service polls (AP and/or UPI). In his 27 years of coaching, Schembechler's teams never had a losing season. Upon stepping down after the 1989 season, Bo retired as the winningest active coach in the nation (234-65-8) and fifth on the all-time list, only behind coaching legends Paul 'Bear' Bryant, Amos Alonzo Stagg, Glen 'Pop' Warner, and Woody Hayes. In addition to his coaching responsibilities, Schembechler served as Michigan's Director of Athletics between 1988-90.

After earning his diploma from Miami University (Ohio) in 1951, Schembechler received his master's degree from Ohio State in 1952 while serving as a graduate assistant coach. He continued his coaching career with brief stints as an assistant at Presbyterian College (1954), Bowling Green (1955) and Northwestern (1958) before spending five seasons as an assistant at Ohio State. In 1963, Schembechler was named head coach at Miami of Ohio, a position he held until taking over the Michigan program prior to the 1969 campaign.


**GARY O.
MOELLER**

1990-94
44-13-3 overall

Moeller guided the Wolverines to four bowl victories in his five years, including a 1993 Rose Bowl triumph over Pac-10

champion Washington. Moeller's list of accolades include directing teams to three Big Ten championships, two outright Big Ten titles, five bowl appearances (1991 Gator, 1992 and 1993 Rose, 1994 Hall of Fame, and 1994 Holiday), and five straight finishes in the nation's top 20. Moeller's Wolverines set a Big Ten record by winning 19 consecutive conference games from 1990-92. By winning the Big Ten title in his first season as head coach, he joined Fielding Yost, Bennie Oosterbaan and Bo Schembechler as the only coaches to accomplish this feat in school history.

After graduating from Ohio State in 1963, Moeller began his coaching career at Bellefontaine High School in Ohio. He joined Schembechler's staff at Miami (Ohio) for the 1967 and 1968 seasons and made the move to Michigan with Bo in 1969. Moeller served as the defensive ends coach until being promoted to defensive coordinator in 1973. His Wolverine defensive units of 1974 and 1976 led the nation in scoring defense.

In 1976 Moeller took over as head coach at the University of Illinois, a position he would hold for three years before returning to Ann Arbor in 1980 as the Wolverines' quarterback coach. Moeller resumed duties as defensive coordinator from 1982-87. As his units did twice in the mid-1970s, the 1985 Michigan "D" led the nation in scoring defense. Before being named Michigan's head coach in 1990, Moeller served as the team's offensive coordinator for three seasons (1987-89).

HEAD COACHES' BIOS



LLOYD CARR

1995-2007
122-40 overall

Lloyd Carr completed his 13-year career as Michigan's head coach with a thrilling 41-35 victory over No. 9 Florida in the 2008

Capital One Bowl. Carr compiled a 122-40 overall record during his career and led the Wolverines to six 10-win seasons. He guided U-M to the 1997 national championship and five Big Ten Conference crowns.

Carr's 120 victories trail only Fielding H. Yost (165-29-10) and his mentor, Bo Schembechler (194-48-5), at Michigan. Carr was even more impressive in Big Ten play, compiling an 81-23 mark, and is the eighth coach in Big Ten history and third in Michigan history, joining Yost and Schembechler, to claim five or more Big Ten titles (1997, 1998, 2000, 2003, 2004). Carr's teams finished in the top three of the conference standings each of his final 11 seasons.

Carr was a member of the Wolverine football staff for 28 years. Prior to being elevated to the head coaching position, Carr said he thought he held the greatest assistant coaching job in the country, serving 15 years under Schembechler (1980-89) and Gary Moeller (1990-94). Carr joined Schembechler's staff in 1980 as defensive secondary coach, was the defensive coordinator for eight seasons, and then moved into the position of assistant head coach for five years before becoming head coach in 1995.

Carr guided the school to a bowl game in each of his 13 seasons, with 11 of those appearances coming on New Year's Day. He became the first Wolverine coach to win four straight bowl games, doing so with victories in the 2001 Citrus Bowl, 2000 Orange Bowl, 1999 Citrus Bowl and 1998 Rose Bowl games. Michigan was ranked in the Associated Press Top 25 for all but 14 of Carr's 162 career games, including 65 appearances in the Top 10.

Carr was inducted into the College Football Hall of Fame on Dec. 6, 2011.



RICH RODRIGUEZ

2008-10
15-22 overall

Rich Rodriguez brought his famous spread offense to Ann Arbor when he was named Michigan's

18th head coach on Dec. 17, 2007. He concluded his tenure with an overall record of 15-22 and an appearance in the 2011 Gator Bowl in Jacksonville, Fla.

In three years, Rodriguez's players combined for two "Chicago Tribune" Big Ten MVP awards in 2009 co-recipient Brandon Graham and 2010 recipient Denard Robinson who was also named the 2010 Big Ten Offensive Player of the Year. Ten of his players were named to All-Big Ten teams. Additionally, 18 players combined for 27 Academic All-Big Ten honors during Rodriguez's tenure.

Rodriguez arrived at Michigan after spending seven years as head coach at West Virginia University, his alma mater, where he led the Mountaineers to a 60-26 record, four Big East titles and six consecutive bowl game bids. He was the 2003 and 2007 AFCA Region I Coach of the Year, sharing the award in 2007.

A member of West Virginia's 1981-84 teams, Rodriguez was a three-year letterwinner (1982-84) as a defensive back for Don Nehlen who served as an assistant coach at U-M for Bo Schembechler. Rodriguez earned a bachelor's degree in physical education and safety from West Virginia in 1986, and added a master's degree in physical education from Salem in 1987.

WINNING SEASONS	
Fielding H. Yost.....	24
Glenn E. "Bo" Schembechler.....	20
Lloyd H. Carr.....	13
Herbert O. "Fritz" Crisler.....	10
Bennie G. Oosterbaan.....	9
Chalmers W. "Bump" Elliott.....	5
Harry G. Kipke.....	5
Gary O. Moeller.....	5
Gustave H. Ferbert.....	3
Jim Harbaugh.....	3
Brady Hoke.....	3
Frank E. Barbour.....	2
William L. McCauley.....	2
Langdon "Biff" Lea.....	1
George Little.....	1
Rich Rodriguez.....	1
William D. Ward.....	1
Elton E. "Tad" Wieman.....	1



BRADY HOKE

2011-2014
31-20 overall

Brady Hoke was named the 19th head coach in University of Michigan football history on Jan.

11, 2011. A former assistant coach at U-M (1995-2002), Hoke guided the Wolverines to a 31-20 record (15-9 Big Ten) in his four seasons as head coach. Hoke led the Wolverines to an 11-2 record (6-2 Big Ten) and Allstate Sugar Bowl victory in his first season at the helm, while U-M finished the 2012 season with an 8-5 (6-2 Big Ten) mark following a bid to the Outback Bowl and 7-6 record (3-5 Big Ten) in 2013 after an appearance in the Buffalo Wild Wings Bowl.

Hoke had previous head coaching stints at San Diego State from 2009-10, where he earned a 13-12 record, and his alma mater, Ball State, where he went 34-38 from 2003-08. Collectively, Hoke is 73-63 in 11 seasons as a head coach.

Hoke's first-season success in Ann Arbor was acknowledged across the country. He was named the Maxwell Football Club Collegiate Coach of the Year and was named a finalist for three other national Coach of the Year honors: Bear Bryant, Eddie Robinson and Liberty Mutual. The Big Ten Conference's coaches voted Hoke as the inaugural recipient of the Hayes-Schembechler Coach of the Year award, while the Big Ten media named him the Dave McClain Coach of the Year.

With four wins more than the 2010 squad (7-6), Hoke and the Wolverines tied Fielding Yost's 1901 team as the only two teams with a four-win improvement from the previous season. Yost's 1901 team went 11-0 following a 7-2-1 1900 season.

Only the legendary Yost precedes Hoke as a Michigan head coach to win 10 games in his first season. Hoke also became the fifth Big Ten coach to win at least 10 games in his first season as head coach, and became the third U-M coach to win his first six games (Fielding Yost-1901, Bennie Oosterbaan-1948). Nationally, Hoke became one of eight coaches to direct a team to a BCS bowl in his first season, while he became the third coach to direct a team to a BCS bowl victory in his first season.

In 2012, Hoke became the first Michigan head coach to go undefeated at home in his first two seasons since Fielding Yost in 1901-02. The Wolverines were a perfect 8-0 at Michigan Stadium in 2011 and 6-0 at the Big House in 2012.



**JIM
HARBAUGH**
2015-

Jim Harbaugh was named the 20th coach in University of Michigan football history on Tuesday, Dec. 30, 2014. He became the sixth former Michigan

football player to be named the leader of college football's winningest program.

Harbaugh became just the second head coach in school history to post back-to-back 10-win seasons in his first two years with the program; joined Fielding H. Yost.

Harbaugh came to Ann Arbor after an impressive four-year run in the National Football League with the San Francisco 49ers. He led the franchise to the NFC Championship Game in each of his first three seasons, winning the George Halas Trophy as NFC champions in 2012. Harbaugh tallied a 49-22-1 overall record that included a 5-3 mark in the postseason as 49ers head coach.

Prior to making the jump to the 49ers, Harbaugh established himself as a leader of young men at the college level. He turned around a Stanford program that went 1-11 prior to his arrival. The Cardinal improved each of his four seasons, culminating with a 12-1 campaign and FedEx Orange Bowl victory over Virginia Tech in 2010. Harbaugh finished his tenure at Stanford with a 29-21 overall record (.580) and 21-15 mark in Pac-10 Conference play.

In his first head coaching experience, Harbaugh led the University of San Diego to a 29-6 record during his three seasons directing the program (2004-06). In his first year, the Toreros posted a 7-4 record after winning their final five games of the season. The team proceeded to post 11-1 marks during the 2005 and 2006 seasons, claiming the Pioneer Football League championship each season.

Harbaugh played for five different organizations during his 15-year NFL career (1987-2001). He completed 2,305-of-3,918 passes for 26,288 yards and 129 touchdowns in 177 games. Harbaugh made 140 career starts.

As a collegiate player, Harbaugh was one of the most efficient passers in NCAA history. In 1985, he led the nation in pass efficiency and finished as the runner-up in 1986. His career pass efficiency rating was the NCAA's top mark for more than 12 years.

He is the son of Jack and Jackie Harbaugh. Jack was an assistant coach at Michigan from 1973-79.

ASSISTANT COACHES

1890s

- 1896:** William McCauley
- 1897:** James Baird, J.R. Duffy, T.S. Farnham, R.S. Freund, F.W. Henninger, W.C. Malley, A. Stevenson
- 1898:** James Baird, J. R. Duffy, F.M. Hall, F.W. Henninger, W.C. Malley, G.R. Villa
- 1899:** J.R. Duffy, H.G. Hadden, F.W. Henninger

1900s

- 1903:** Dan McGugin
- 1904:** W.C. Cole
- 1905:** Leigh Turner
- 1906-1907:** No assistant coaches
- 1908:** Curtis Redden, Neil Snow, Clayton Teetzel
- 1909:** Roy Beechler, A.R. Chandler, Prentiss Douglass, F.M. Hall, Paul Magoffin, Curtis Redden

1910s

- 1910:** Dave Allerdice, Prentiss Douglass, Curtis Redden
- 1911:** Curtis Redden, Andrew Smith
- 1912:** Fred Conklin, Prentiss Douglass, Curtis Redden, Henry Schulte, Andrew Smith
- 1913:** William Cole, Prentiss Douglass, Adolph (Germany) Schulz
- 1914:** William Cole, Prentiss Douglass, Adolph (Germany) Schulz
- 1915:** Prentiss Douglass, Ralph McGinnis, James Raynsford, Adolph (Germany) Schulz
- 1916:** Prentiss Douglass, Miller Pontius
- 1917:** Prentiss Douglass, Robert Watson
- 1918:** Prentiss Douglass
- 1919:** Edwin Mather

1920s

- 1920:** Edwin Mather
- 1921:** Edwin Mather
- 1922:** George Little
- 1923:** George Little
- 1924:** No assistant coaches
- 1925:** No assistant coaches
- 1926:** Jack Blott, Harvey Emery, Ray Fisher, Judson Hyames, Clifford Keen, Harry Kipke, William Louisell, Edwin Mather, George Veenker, Elton (Tad) Wieman
- 1927:** Jack Blott, Robert Brown, Ray Courtright, Ray Fisher, William Flora, Clifford Keen, Harry Kipke, William Louisell, Jack Lovette, Edwin Mather, George Veenker
- 1928:** Jack Blott, Robert Brown, Franklin Cappon, Raymond Courtright, Clifford Keen, Ray Fisher, William Flora, James Miller, Bennie Oosterbaan, B.P. Traynor, George Veenker, Fielding Yost
- 1929:** Jack Blott, Franklin Cappon, Ray Courtright, Clifford Keen, Bennie Oosterbaan, George Veenker

1930s

- 1930:** Jack Blott, Alan Bovard, Franklin Cappon, Ray Courtright, Ray Fisher, Clifford Keen, Bennie Oosterbaan, George Veenker
- 1931:** Jack Blott, Franklin Cappon, Ray Courtright, Bennie Oosterbaan, Walter Weber
- 1932:** Jack Blott, Franklin Cappon, Ray Courtright, Clifford Keen, Bennie Oosterbaan, Walter Weber
- 1933:** Jack Blott, Franklin Cappon, Ray Courtright, Ray Fisher, Bennie Oosterbaan, Walter Weber
- 1934:** Franklin Cappon, Ray Courtright, Ray Fisher, Jack Heston, Clifford Keen, Bennie Oosterbaan, Walter Weber
- 1935:** William Borgmann, Franklin Cappon, Ray Courtright, Ray Fisher, Clifford Keen, Bennie Oosterbaan, Carl Savage, Walter Weber

- 1936:** Franklin Cappon, Ray Courtright, Ray Fisher, Clifford Keen, Bennie Oosterbaan, Walter Weber, Francis Wistert
- 1937:** Heartley Anderson, Franklin Cappon, Bennie Oosterbaan, Walter Weber
- 1938:** Campbell Dickson, Earl Martineau, Clarence Munn, Bennie Oosterbaan, Walter Weber
- 1939:** Campbell Dickson, Earl Martineau, Clarence Munn, Bennie Oosterbaan, Walter Weber

1940s

- 1940:** Archie Kodros, Earl Martineau, Ernest McCoy, Clarence Munn, Bennie Oosterbaan, Hercules Renda, Walter Weber
- 1941:** Clifford Keen, Archie Kodros, Earl Martineau, Ernest McCoy, Clarence Munn, Bennie Oosterbaan, Walter Weber
- 1942:** Earl Martineau, Ernest McCoy, Clarence Munn, Bennie Oosterbaan, Walter Weber
- 1943:** William Barclay, Ray Fisher, Earl Martineau, Clarence Munn, Bennie Oosterbaan, Arthur Valpey, Walter Weber
- 1944:** William Barclay, Ray Fisher, Earl Martineau, Clarence Munn, Bennie Oosterbaan, Arthur Valpey, Walter Weber
- 1945:** William Barclay, Ray Fisher, Earl Martineau, Ernest McCoy, Clarence Munn, Bennie Oosterbaan, Arthur Valpey, Walter Weber
- 1946:** Jack Blott, Forrest Jordan, Clifford Keen, Ernest McCoy, Bennie Oosterbaan, Arthur Valpey, Walter Weber
- 1947:** Jack Blott, George Ceithaml, Forrest Jordan, Clifford Keen, Ernest McCoy, Bennie Oosterbaan, Arthur Valpey, Walter Weber
- 1948:** Jack Blott, George Ceithaml, Clifford Keen, Ernest McCoy, Bill Orwig, Don Robinson, Walter Weber
- 1949:** Jack Blott, George Ceithaml, Clifford Keen, Ernest McCoy, Bill Orwig, Don Robinson, Walter Weber, J.T. White

1950s

- 1950:** Jack Blott, George Ceithaml, Clifford Keen, Ernest McCoy, Bill Orwig, Don Robinson, Walter Weber, J.T. White
- 1951:** Jack Blott, George Ceithaml, Clifford Keen, Ernest McCoy, Bill Orwig, Don Robinson, Walter Weber, J.T. White
- 1952:** Jack Blott, George Ceithaml, Clifford Keen, Bill Orwig, Don Robinson, Walter Weber, J.T. White
- 1953:** Jack Blott, Clifford Keen, Bill Orwig, Matt Patanelli, Don Robinson, Walter Weber, J.T. White
- 1954:** Jack Blott, Don Dufek, Robert Holloway, Clifford Keen, Pete Kinyon, Matt Patanelli, Don Robinson, Walter Weber
- 1955:** Jack Blott, Don Dufek, Robert Holloway, Clifford Keen, Pete Kinyon, Matt Patanelli, Don Robinson, Walter Weber
- 1956:** Jack Blott, Don Dufek, Robert Holloway, Clifford Keen, Pete Kinyon, Matt Patanelli, Don Robinson, Walter Weber
- 1957:** Jack Blott, Don Dufek, Chalmers Elliott, Robert Holloway, Clifford Keen, Matt Patanelli, Walter Weber
- 1958:** Jack Blott, Don Dufek, Chalmers Elliott, Robert Holloway, Clifford Keen, Matt Patanelli, Walter Weber
- 1959:** Don Dufek, Henry Fonde, Jack Fouts, Robert Holloway, Jack Nelson

1960s

- 1960:** Don Dufek, Henry Fonde, Jack Fouts, Robert Holloway, Jack Nelson
- 1961:** Don Dufek, Henry Fonde, Jack Fouts, Robert Holloway, Jack Nelson
- 1962:** Don Dufek, Henry Fonde, Jack Fouts, Robert Holloway, Jack Nelson
- 1963:** Don Dufek, Dennis Fitzgerald, Henry Fonde, Jack Fouts, Robert Holloway, Jack Nelson
- 1964:** Don Dufek, Dennis Fitzgerald, Henry Fonde, Robert Holloway, Tony Mason, Jack Nelson

1965: Don Dufek, Dennis Fitzgerald, Henry Fonde, Robert Holloway, Tony Mason, Jack Nelson

1966: William Dodd, Dennis Fitzgerald, Henry Fonde, Donald James, George Mans, Tony Mason, Y.C. McNease

1967: William Dodd, Dennis Fitzgerald, Henry Fonde, Donald James, George Mans, Tony Mason, Y.C. McNease

1968: William Dodd, Dennis Fitzgerald, Henry Fonde, Frank Maloney, George Mans, Tony Mason, Robert Shaw

1969: Jerry Hanlon, Dick Hunter, Louie Lee, Frank Maloney, George Mans, Gary Moeller, Larry Smith, Chuck Stobart, Jim Young

1970s

1970: Tirrel Burton, Jerry Hanlon, Dick Hunter, Frank Maloney, George Mans, Gary Moeller, Larry Smith, Chuck Stobart, Jim Young

1971: Tirrel Burton, Jerry Hanlon, Dick Hunter, Frank Maloney, George Mans, Gary Moeller, Larry Smith, Chuck Stobart, Jim Young

1972: Dennis Brown, Tirrel Burton, Jerry Hanlon, Frank Maloney, George Mans, Gary Moeller, Larry Smith, Chuck Stobart, Jim Young

1973: Dennis Brown, Tirrel Burton, Jerry Hanlon, Jack Harbaugh, Frank Maloney, George Mans, Gary Moeller, Chuck Stobart, Elliot Uzelac

1974: Dennis Brown, Tirrel Burton, Jerry Hanlon, Jack Harbaugh, Jed Hughes, Bill McCartney, Gary Moeller, Tom Reed, Chuck Stobart, Elliot Uzelac

1975: Dennis Brown, Tirrel Burton, Jerry Hanlon, Jack Harbaugh, Jed Hughes, Bill McCartney, Gary Moeller, Tom Reed, Paul Schudel, Chuck Stobart

1976: Dennis Brown, Tirrel Burton, Jerry Hanlon, Jack Harbaugh, Bill McCartney, Gary Moeller, Tom Reed, Paul Schudel, Chuck Stobart

1977: Dennis Brown, Tirrel Burton, Jerry Hanlon, Jack Harbaugh, Bill McCartney, Don Nehlen, Tom Reed, Paul Schudel

1978: Dennis Brown, Tirrel Burton, Jerry Hanlon, Jack Harbaugh, Bill McCartney, Don Nehlen, Paul Schudel, Milan Vooletich

1979: Dennis Brown, Tirrel Burton, Jerry Hanlon, Jack Harbaugh, Bill McCartney, Don Nehlen, Paul Schudel, Milan Vooletich

1980s

1980: Tirrel Burton, Lloyd Carr, Tim Davis, Jerry Hanlon, Bill McCartney, Jerry Meter, Les Miles, Gary Moeller, Paul Schudel, Bob Thornbladh, Ron Vanderlinden, Milan Vooletich

1981: Tirrel Burton, Lloyd Carr, Jerry Hanlon, Bill McCartney, Jerry Meter, Les Miles, Gary Moeller, Paul Schudel, Bob Thornbladh, Milan Vooletich

1982: Tirrel Burton, Lloyd Carr, Bob Chmiel, Jerry Hanlon, Jerry Meter, Gary Moeller, Paul Schudel, Bob Thornbladh, Elliot Uzelac, Milan Vooletich

1983: Alex Agase, Tirrel Burton, Lloyd Carr, Bob Chmiel, Jerry Hanlon, Jerry Meter, Gary Moeller, Paul Schudel, Bob Thornbladh, Elliot Uzelac, Milan Vooletich

1984: Alex Agase, Tirrel Burton, Lloyd Carr, Jerry Hanlon, Jerry Meter, Gary Moeller, Paul Schudel, Bob Thornbladh, Elliot Uzelac, Milan Vooletich

1985: Alex Agase, Tirrel Burton, Lloyd Carr, Jerry Hanlon, Jerry Meter, Gary Moeller, Bob Thornbladh, Elliot Uzelac, Milan Vooletich

1986: Alex Agase, Tirrel Burton, Cam Cameron, Lloyd Carr, Jerry Hanlon, Bill Harris, Jerry Meter, Gary Moeller, Tom Reed, Elliot Uzelac

1987: Alex Agase, Tirrel Burton, Cam Cameron, Lloyd Carr, Jerry Hanlon, Bill Harris, Les Miles, Gary Moeller, Bobby Morrison, Tom Reed

1988: Tirrel Burton, Cam Cameron, Lloyd Carr, Jerry Hanlon, Bill Harris, Jim Herrmann, Les Miles, Gary Moeller, Bobby Morrison, Tom Reed

1989: Tirrel Burton, Cam Cameron, Lloyd Carr, Jerry Hanlon, Bill Harris, Jim Herrmann, Les Miles, Gary Moeller, Bobby Morrison, Tom Reed

1990s

1990: Phil Bromley, Tirrel Burton, Cam Cameron, Lloyd Carr, Jerry Hanlon, Bill Harris, Jim Herrmann, Les Miles, Bobby Morrison, Tom Reed

1991: Tirrel Burton, Cam Cameron, Lloyd Carr, Jerry Hanlon, Bill Harris, Jim Herrmann, Les Miles, Bobby Morrison, Tom Reed

1992: Cam Cameron, Lloyd Carr, Mike DeBord, Bill Harris, Jim Herrmann, Fred Jackson, Greg Mattison, Les Miles, Bobby Morrison

1993: Cam Cameron, Lloyd Carr, Mike DeBord, Bill Harris, Jim Herrmann, Fred Jackson, Greg Mattison, Les Miles, Bobby Morrison

1994: Lloyd Carr, Kit Cartwright, Mike DeBord, Bill Harris, Jim Herrmann, Fred Jackson, Greg Mattison, Les Miles, Bobby Morrison

1995: Vance Bedford, Erik Campbell, Kit Cartwright, Mike DeBord, Jim Herrmann, Brady Hoke, Fred Jackson, Greg Mattison, Bobby Morrison

1996: Vance Bedford, Erik Campbell, Mike DeBord, Jim Herrmann, Brady Hoke, Fred Jackson, Greg Mattison, Bobby Morrison, Stan Parrish

1997: Vance Bedford, Erik Campbell, Mike DeBord, Jim Herrmann, Brady Hoke, Fred Jackson, Terry Malone, Bobby Morrison, Stan Parrish

1998: Vance Bedford, Erik Campbell, Mike DeBord, Jim Herrmann, Brady Hoke, Fred Jackson, Terry Malone, Bobby Morrison, Stan Parrish

1999: Teryl Austin, Erik Campbell, Mike DeBord, Jim Herrmann, Brady Hoke, Fred Jackson, Terry Malone, Bobby Morrison, Stan Parrish

2000s

2000: Teryl Austin, Erik Campbell, Jim Herrmann, Brady Hoke, Fred Jackson, Terry Malone, Andy Moeller, Bobby Morrison, Stan Parrish

2001: Teryl Austin, Erik Campbell, Jim Herrmann, Brady Hoke, Fred Jackson, Terry Malone, Andy Moeller, Bobby Morrison, Stan Parrish

2002: Teryl Austin, Erik Campbell, Jim Herrmann, Brady Hoke, Fred Jackson, Scot Loeffler, Terry Malone, Andy Moeller, Bill Sheridan

2003: Jim Boccher, Erik Campbell, Ron English, Jim Herrmann, Fred Jackson, Scot Loeffler, Terry Malone, Andy Moeller, Bill Sheridan

2004: Erik Campbell, Mike DeBord, Ron English, Jim Herrmann, Fred Jackson, Scot Loeffler, Terry Malone, Andy Moeller, Bill Sheridan

2005: Erik Campbell, Mike DeBord, Ron English, Jim Herrmann, Fred Jackson, Scot Loeffler, Terry Malone, Andy Moeller, Steve Stripling

2006: Erik Campbell, Mike DeBord, Ron English, Fred Jackson, Ron Lee, Scot Loeffler, Andy Moeller, Steve Stripling, Steve Szabo

2007: Vance Bedford, Erik Campbell, Mike DeBord, Ron English, Fred Jackson, Scot Loeffler, Andy Moeller, Steve Stripling, Steve Szabo

2008: Tony Dews, Greg Frey, Tony Gibson, Jay Hopson, Fred Jackson, Calvin Magee, Scott Shafer, Rod Smith, Bruce Tall

2009: Tony Dews, Greg Frey, Tony Gibson, Jay Hopson, Fred Jackson, Calvin Magee, Greg Robinson, Rod Smith, Bruce Tall

2010s

2010: Adam Braithwaite, Tony Dews, Greg Frey, Tony Gibson, Fred Jackson, Calvin Magee, Greg Robinson, Rod Smith, Bruce Tall

2011: Al Borges, Dan Ferrigno, Darrell Funk, Jeff Hecklinski, Fred Jackson, Curt Mallory, Greg Mattison, Jerry Montgomery, Mark Smith

2012: Al Borges, Dan Ferrigno, Darrell Funk, Jeff Hecklinski, Fred Jackson, Curt Mallory, Greg Mattison, Jerry Montgomery, Mark Smith

2013: Al Borges, Dan Ferrigno, Darrell Funk, Jeff Hecklinski, Fred Jackson, Curt Mallory, Roy Manning, Greg Mattison, Mark Smith

2014: Dan Ferrigno, Darrell Funk, Jeff Hecklinski, Fred Jackson, Curt Mallory, Roy Manning, Greg Mattison, Doug Nussmeier, Mark Smith

2015: John Baxter, Tim Drevno, D.J. Durkin, Jedd Fisch, Jay Harbaugh, Greg Jackson, Greg Mattison, Tryone Wheatley, Michael Zordich

2016: Don Brown, Tim Drevno, Jedd Fisch, Jay Harbaugh, Greg Mattison, Chris Partridge, Brian Smith, Tyrone Wheatley, Michael Zordich

2017: Don Brown, Tim Drevno, Greg Frey, Pep Hamilton, Jay Harbaugh, Greg Mattison, Chris Partridge, Brian Smith, Michael Zordich

ASSISTANT COACHES

A

Agase, Alex..... 1983-87
 Allerdice, Dave..... 1910
 Anderson, Heartley..... 1937
 Austin, Teryl..... 1999-2002

B

Baird, James..... 1897-98
 Barclay, William..... 1943-45
 Baxter, John..... 2015
 Bedford, Vance..... 1995-98, 2007
 Beechler, Roy..... 1909
 Blott, Jack..... 1926-33, 46-58
 Boccher, Jim..... 2003
 Borges, Al..... 2011-13
 Borgmann, William..... 1935
 Bovard, Alan..... 1930
 Braithwaite, Adam..... 2010
 Bromley, Phil..... 1990
 Brown, Dennis..... 1972-79
Brown, Don..... 2016-
 Brown, Robert..... 1927-28
 Burton, Tirrel..... 1970-91

C

Cameron, Cam..... 1986-93
 Campbell, Erik..... 1995-2007
 Cartwright, Kit..... 1994-95
 Cappon, Franklin..... 1928-37
 Carr, Lloyd..... 1980-94
 Ceithaml, George..... 1947-52
 Chandler, A.R..... 1909
 Chmiel, Bob..... 1982-83
 Cole, W.C..... 1904
 Cole, William..... 1913-14
 Conklin, Fred..... 1912
 Courtright, Ray..... 1927-36

D

Davis, Tim..... 1980
 DeBord, Mike..... 1992-99, 2004-07
 Dews, Tony..... 2008-10
 Dickson, Campbell..... 1938-39
 Dodd, William..... 1966-68
 Douglass, Prentiss..... 1909-10, 12-18
Drevno, Tim..... 2015-
 Dufek, Don..... 1954-65
 Duffy, J.R..... 1897-99
 Durkin, D.J..... 2015

E

Elliott, Chalmers (Bump)... 1957-58
 Emery, Harvey..... 1926
 English, Ron..... 2003-07
Enos, Dan..... 2018-

F

Farnham, T.S..... 1897
 Ferrigno, Dan..... 2011-14
 Fisch, Jedd..... 2015-16
 Fisher, Ray..... 1921-28,30,33-35,43-45

Fitzgerald, Dennis..... 1963-68
 Flora, William..... 1927-28
 Fonde, Henry..... 1959-68
 Fouts, Jack..... 1959-63
 Freund, R.S..... 1897
 Frey, Greg..... 2008-10, 2017
 Funk, Darrell..... 2011-14

G

Gibson, Tony..... 2008-10

H

Hadden, H.G..... 1899
 Hall, F.M..... 1898, 1909
Hamilton, Pep..... 2016-
 Hanlon, Jerry..... 1969-91
 Harbaugh, Jack..... 1973-79
Harbaugh, Jay..... 2015-
 Harris, Bill..... 1986-94
 Hecklinski, Jeff..... 2011-14
 Henninger, F.W..... 1897-99
 Herrmann, Jim..... 1988-2005
 Heston, Jack..... 1934
 Hoke, Brady..... 1995-2002
 Holloway, Robert..... 1954-65
 Hopson, Jay..... 2008-09
 Hughes, Jed..... 1974-75
 Hunter, Dick..... 1969-71
 Hyames, Hudson..... 1926

J

Jackson, Fred..... 1992-2014
 Jackson, Greg..... 2015
 James, Donald..... 1966-67
 Jordan, Forrest..... 1946-47

K

Keen, Clifford..... 1926-30,32,34-36,41,46-58
 Kinyon, Pete..... 1954-56
 Kipke, Harry..... 1926-27
 Kodros, Archie..... 1940-41

L

Lee, Louie..... 1969
 Lee, Ron..... 2006
 Little, George..... 1922-23
 Loeffler, Scot..... 2002-07
 Louisell, William..... 1926-27
 Lovette, Jack..... 1927

M

Magee, Calvin..... 2008-10
 Magoffin, Paul..... 1909
 Malley, W.C..... 1897-98
 Mallory, Curt..... 2011-2014
 Malone, Terry..... 1997-2005
 Maloney, Frank..... 1968-73
 Manning, Roy..... 2013-2015
 Mans, George..... 1966-73
 Martineau, Earl..... 1938-45
 Mason, Tony..... 1964-68
 Mather, Edwin..... 1919-21, 26-27
Mattison, Greg... 1992-96, 2011-

McCartney, Bill..... 1974-81
 McCauley, William..... 1896
 McCoy, Ernest..... 1940-42, 45-51
 McGinnis, Ralph..... 1915
 McGugin, Dan..... 1903
 McNease, Y.C..... 1966-67
 Meter, Jerry..... 1980-86
 Miles, Les..... 1980-81, 87-94
 Miller, James..... 1928
 Moeller, Andy..... 2000-07
 Moeller, Gary..... 1969-76, 80-89
 Montgomery, Jerry..... 2011-12
Moore, Sherrone..... 2018-
 Morrison, Bobby..... 1987-2001
 Munn, Clarence..... 1938-45

N

Nehlen, Don..... 1977-79
 Nelson, Jack..... 1959-65
 Nussmeier, Doug..... 2014

O

Oosterbaan, Bennie..... 1928-47
 Orwig, Bill..... 1948-53

P

Parrish, Stan..... 1996-2001
 Patanelli, Matt..... 1953-58
 Pontius, Miller..... 1916
Partridge, Chris..... 2016-

R

Raynsford, James..... 1915
 Redden, Curtis..... 1908-12
 Reed, Tom..... 1974-77, 86-91
 Renda, Hercules..... 1940
 Robinson, Don..... 1948-56
 Robinson, Greg..... 2009-10

S

Savage, Carl..... 1935
 Schudel, Paul..... 1975-84
 Schulte, Henry..... 1912
 Schulz, Adolph..... 1913-15
 Shafer, Scott..... 2008
 Shaw, Robert..... 1968
 Sheridan, Bill..... 2002-04
 Smith, Andrew..... 1911-12
 Smith, Larry..... 1969-72
 Smith, Mark..... 2011-14
 Smith, Rod..... 2008-10
 Smith, Brian..... 2016-17
 Snow, Neil..... 1908
 Stevenson, A..... 1897
 Stobart, Chuck..... 1969-76
 Stripling, Steve..... 2005-07
 Szabo, Steve..... 2006-07

T

Tall, Bruce..... 2008-10
 Teetzel, Clayton..... 1908
 Thornbladh, Bob..... 1980-85

Traynor, B.P..... 1928
 Turner, Leigh..... 1905

U

Uzelac, Elliot..... 1973-74, 82-86

V

Valpey, Arthur..... 1943-47
 Veenker, George..... 1926-30
 Villa, G.R..... 1898
 Vooletich, Milan..... 1978-85

W

Washington, Al..... 2018-
 Watson, Robert..... 1917
 Weber, Walter..... 1931-58
 Wheatley, Tyrone..... 2015-16
 White, J.T..... 1949-53
 Wieman, Elton..... 1926
 Wistert, Francis..... 1936

Y

Yost, Fielding..... 1928
 Young, Jim..... 1969-72

Z

Zordich, Michael..... 2015-

Current assistants in bold

ANNUAL RECORDS

YEAR	COACH	OVERALL W-L-T	CONF. W-L-T	PLACE	BOWL	HOME	AWAY	NEUT.	U-M PTS.	OPP PTS.
1879		1-0-1				0-0-0	1-0-0	0-0-1	1	0
1880		1-0-0				0-0-0	1-0-0	0-0-0	13	6
1881		0-3-0				0-0-0	0-3-0	0-0-0	4	28
1882	No Games									
1883		2-3-0				1-0-0	1-3-0	0-0-0	63	73
1884		2-0-0				2-0-0	0-0-0	0-0-0	36	10
1885		3-0-0				1-0-0	1-0-0	1-0-0	82	0
1886		2-0-0				1-0-0	1-0-0	0-0-0	74	0
1887		3-0-0				1-0-0	2-0-0	0-0-0	66	0
1888		4-1-0				1-0-0	3-1-0	0-0-0	130	46
1889		1-2-0				1-0-0	0-1-0	0-1-0	33	80
1890		4-1-0				3-1-0	1-0-0	0-1-0	129	36
1891	Murphy & Crawford	4-5-0				3-1-0	1-2-0	0-2-0	168	114
1892	Frank Barbour	7-5-0				3-0-0	1-3-0	3-2-0	298	170
1893	Frank Barbour	7-3-0				2-2-0	4-1-0	1-0-0	278	102
1894	William McCauley	9-1-1				5-0-1	2-1-0	2-0-0	244	84
1895	William McCauley	8-1-0				6-0-0	1-1-0	1-0-0	266	14
1896	William Ward	9-1-0	2-1-0	T2		6-0-0	2-0-0	1-1-0	262	11
1897	Gustave Ferbert	6-1-1	2-1-0	3		5-0-1	0-1-0	1-0-0	166	31
1898	Gustave Ferbert	10-0-0	3-0-0	T1		7-0-0	2-0-0	1-0-0	205	26
1899	Gustave Ferbert	8-2-0	1-1-0	T3		6-0-0	1-1-0	1-1-0	176	43
1900	Langdon Lea	7-2-1	3-2-0	5		6-0-1	0-1-0	1-1-0	117	55
1901	Fielding Yost	11-0-0	4-0-0	T1	Rose	7-0-0	1-0-0	3-0-0	550	0
1902	Fielding Yost	11-0-0	5-0-0	1		8-0-0	1-0-0	2-0-0	644	12
1903	Fielding Yost	11-0-1	3-0-1	T1		10-0-0	1-0-1	0-0-0	565	6
1904	Fielding Yost	10-0-0	2-0-0	T1		8-0-0	2-0-0	0-0-0	567	22
1905	Fielding Yost	12-1-0	2-1-0	T2		11-0-0	1-1-0	0-0-0	495	2
1906	Fielding Yost	4-1-0	1-0-0	T1		3-0-0	1-1-0	0-0-0	72	30
1907	Fielding Yost	5-1-0				3-1-0	1-0-0	1-0-0	107	6
1908	Fielding Yost	5-2-1				4-1-0	1-1-1	0-0-0	128	81
1909	Fielding Yost	6-1-0				3-1-0	3-0-0	0-0-0	115	34
1910	Fielding Yost	3-0-3				2-0-1	1-0-2	0-0-0	29	9
1911	Fielding Yost	5-1-2				4-0-1	1-1-1	0-0-0	90	38
1912	Fielding Yost	5-2-0				4-0-0	1-2-0	0-0-0	158	65
1913	Fielding Yost	6-1-0				4-1-0	2-0-0	0-0-0	175	21
1914	Fielding Yost	6-3-0				5-1-0	1-2-0	0-0-0	233	68
1915	Fielding Yost	4-3-1				4-3-0	0-0-1	0-0-0	130	81
1916	Fielding Yost	7-2-0				7-1-0	0-1-0	0-0-0	253	56
1917	Fielding Yost	8-2-0	0-1-0	T8		8-0-0	0-2-0	0-0-0	304	53
1918	Fielding Yost	5-0-0	2-0-0	T1		3-0-0	2-0-0	0-0-0	96	6
1919	Fielding Yost	3-4-0	1-4-0	T7		3-2-0	0-2-0	0-0-0	93	102
1920	Fielding Yost	5-2-0	2-2-0	6		4-1-0	1-1-0	0-0-0	121	21
1921	Fielding Yost	5-1-1	2-1-1	5		4-1-0	1-0-1	0-0-0	187	21
1922	Fielding Yost	6-0-1	4-0-0	T1		4-0-0	2-0-1	0-0-0	183	13
1923	Fielding Yost	8-0-0	4-0-0	T1		6-0-0	2-0-0	0-0-0	150	12
1924	George Little	6-2-0	4-2-0	4		3-1-0	3-1-0	0-0-0	155	54
1925	Fielding Yost	7-1-0	5-1-0	1		5-0-0	2-1-0	0-0-0	227	3
1926	Fielding Yost	7-1-0	5-0-0	T1		5-0-0	2-1-0	0-0-0	191	38
1927	Elton Wieman	6-2-0	3-2-0	3		5-0-0	1-2-0	0-0-0	137	39
1928	Elton Wieman	3-4-1	2-3-0	T7		3-3-0	0-1-1	0-0-0	36	62
1929	Harry Kipke	5-3-1	1-3-1	T7		4-1-1	1-2-0	0-0-0	109	75
1930	Harry Kipke	8-0-1	5-0-0	T1		6-0-1	2-0-0	0-0-0	111	23
1931	Harry Kipke	8-1-1	5-1-0	T1		6-1-1	2-0-0	0-0-0	181	27
1932	Harry Kipke	8-0-0	6-0-0	T1		5-0-0	3-0-0	0-0-0	123	13
1933	Harry Kipke	7-0-1	5-0-1	T1		4-0-1	3-0-0	0-0-0	131	18
1934	Harry Kipke	1-7-0	0-6-0	10		1-4-0	0-3-0	0-0-0	21	143
1935	Harry Kipke	4-4-0	2-3-0	T5		2-3-0	2-1-0	0-0-0	68	131
1936	Harry Kipke	1-7-0	0-5-0	T8		1-4-0	0-3-0	0-0-0	36	127
1937	Harry Kipke	4-4-0	3-3-0	T4		1-3-0	3-1-0	0-0-0	54	110
1938	Fritz Crisler	6-1-1	3-1-1	T2		4-0-1	2-1-0	0-0-0	131	40
1939	Fritz Crisler	6-2-0	3-2-0	T4		4-1-0	2-1-0	0-0-0	219	94
1940	Fritz Crisler	7-1-0	3-1-0	2		4-0-0	3-1-0	0-0-0	196	34
1941	Fritz Crisler	6-1-1	3-1-1	T2		3-1-1	3-0-0	0-0-0	147	41
1942	Fritz Crisler	7-3-0	3-2-0	T3		6-1-0	1-2-0	0-0-0	221	134
1943	Fritz Crisler	8-1-0	6-0-0	T1		5-1-0	3-0-0	0-0-0	302	73
1944	Fritz Crisler	8-2-0	5-2-0	2		5-1-0	3-1-0	0-0-0	204	91
1945	Fritz Crisler	7-3-0	5-1-0	2		5-1-0	2-1-0	0-1-0	187	99
1946	Fritz Crisler	6-2-1	5-1-1	2		4-2-1	2-0-0	0-0-0	233	73

ANNUAL RECORDS

YEAR	COACH	OVERALL		CONF.	PLACE	BOWL	HOME	AWAY	NEUT.	U-M	OPP
		W-L-T	W-L-T	CONF.						PTS.	PTS.
1947	Fritz Crisler	10-0-0	6-0-0		1	Rose	6-0-0	3-0-0	1-0-0	394	53
1948	Bennie Oosterbaan	9-0-0	6-0-0		1		5-0-0	4-0-0	0-0-0	252	44
1949	Bennie Oosterbaan	6-2-1	4-1-1		T1		4-1-1	2-1-0	0-0-0	135	85
1950	Bennie Oosterbaan	6-3-1	4-1-1		1	Rose	4-2-0	1-0-1	1-1-0	150	114
1951	Bennie Oosterbaan	4-5-0	4-2-0		4		3-3-0	1-2-0	0-0-0	135	122
1952	Bennie Oosterbaan	5-4-0	4-2-0		T4		4-2-0	1-2-0	0-0-0	207	134
1953	Bennie Oosterbaan	6-3-0	3-3-0		T5		6-0-0	0-3-0	0-0-0	163	101
1954	Bennie Oosterbaan	6-3-0	5-2-0		T2		4-2-0	2-1-0	0-0-0	139	87
1955	Bennie Oosterbaan	7-2-0	5-2-0		3		6-1-0	1-1-0	0-0-0	179	94
1956	Bennie Oosterbaan	7-2-0	5-2-0		2		5-2-0	2-0-0	0-0-0	233	123
1957	Bennie Oosterbaan	5-3-1	3-3-1		6		3-2-1	2-1-0	0-0-0	187	147
1958	Bennie Oosterbaan	2-6-1	1-5-1		8		2-4-0	0-2-1	0-0-0	132	211
1959	Bump Elliott	4-5-0	3-4-0		7		2-4-0	2-1-0	0-0-0	122	161
1960	Bump Elliott	5-4-0	2-4-0		T5		5-1-0	0-3-0	0-0-0	133	84
1961	Bump Elliott	6-3-0	3-3-0		6		5-2-0	1-1-0	0-0-0	212	163
1962	Bump Elliott	2-7-0	1-6-0		10		2-3-0	0-4-0	0-0-0	70	214
1963	Bump Elliott	3-4-2	2-3-2		T5		2-3-2	1-1-0	0-0-0	131	127
1964	Bump Elliott	9-1-0	6-1-0		1	Rose	5-1-0	3-0-0	1-0-0	235	83
1965	Bump Elliott	4-6-0	2-5-0		T7		2-4-0	2-2-0	0-0-0	185	161
1966	Bump Elliott	6-4-0	4-3-0		T3		3-3-0	3-1-0	0-0-0	236	138
1967	Bump Elliott	4-6-0	3-4-0		T5		2-4-0	2-2-0	0-0-0	144	179
1968	Bump Elliott	8-2-0	6-1-0		2		5-1-0	3-1-0	0-0-0	277	155
1969	Bo Schembechler	8-3-0	6-1-0		T1	Rose	5-1-0	3-1-0	0-1-0	352	148
1970	Bo Schembechler	9-1-0	6-1-0		T2		6-0-0	3-1-0	0-0-0	288	90
1971	Bo Schembechler	11-1-0	8-0-0		1	Rose	7-0-0	4-0-0	0-1-0	421	83
1972	Bo Schembechler	10-1-0	7-1-0		T1		6-0-0	4-1-0	0-0-0	264	57
1973	Bo Schembechler	10-0-1	7-0-1		T1		6-0-1	4-0-0	0-0-0	330	68
1974	Bo Schembechler	10-1-0	7-1-0		T1		6-0-0	4-1-0	0-0-0	324	75
1975	Bo Schembechler	8-2-2	7-1-0		2	Orange	4-1-2	4-0-0	0-1-0	324	130
1976	Bo Schembechler	10-2-0	7-1-0		T1	Rose	7-0-0	3-1-0	0-1-0	432	95
1977	Bo Schembechler	10-2-0	7-1-0		T1	Rose	7-0-0	3-1-0	0-1-0	353	124
1978	Bo Schembechler	10-2-0	7-1-0		T1	Rose	5-1-0	5-0-0	0-1-0	372	105
1979	Bo Schembechler	8-4-0	6-2-0		3	Gator	5-2-0	3-1-0	0-1-0	312	151
1980	Bo Schembechler	10-2-0	8-0-0		1	Rose	5-1-0	4-1-0	1-0-0	322	129
1981	Bo Schembechler	9-3-0	6-3-0		T3	Bluebonnet	4-2-0	4-1-0	1-0-0	355	162
1982	Bo Schembechler	8-4-0	8-1-0		1	Rose	5-1-0	3-2-0	0-1-0	345	204
1983	Bo Schembechler	9-3-0	8-1-0		2	Sugar	6-0-0	3-2-0	0-1-0	355	160
1984	Bo Schembechler	6-6-0	5-4-0		T6	Holiday	5-2-0	1-3-0	0-1-0	214	200
1985	Bo Schembechler	10-1-1	6-1-1		2	Fiesta	6-0-0	3-1-1	1-0-0	342	98
1986	Bo Schembechler	11-2-0	7-1-0		T1	Rose	5-1-0	6-0-0	0-1-0	379	203
1987	Bo Schembechler	8-4-0	5-3-0		4	Hall of Fame	5-2-0	2-2-0	1-0-0	331	172
1988	Bo Schembechler	9-2-1	7-0-1		1	Rose	5-1-0	3-1-1	1-0-0	361	167
1989	Bo Schembechler	10-2-0	8-0-0		1	Rose	5-1-0	5-0-0	0-1-0	335	184
1990	Gary Moeller	9-3-0	6-2-0		T1	Gator	4-2-0	4-1-0	1-0-0	389	198
1991	Gary Moeller	10-2-0	8-0-0		1	Rose	5-1-0	5-0-0	0-1-0	420	203
1992	Gary Moeller	9-0-3	6-0-2		1	Rose	5-0-1	3-0-2	1-0-0	431	171
1993	Gary Moeller	8-4-0	5-3-0		T4	Hall of Fame	5-2-0	2-2-0	1-0-0	342	160
1994	Gary Moeller	8-4-0	5-3-0		3	Holiday	3-3-0	4-1-0	1-0-0	330	268
1995	Lloyd Carr	9-4-0	5-3-0		T3	Alamo	6-1-0	3-2-0	0-1-0	338	223
1996	Lloyd Carr	8-4-0	5-3-0		T5	Outback	5-1-0	3-2-0	0-1-0	277	184
1997	Lloyd Carr	12-0-0	8-0-0		1	Rose	7-0-0	4-0-0	1-0-0	322	114
1998	Lloyd Carr	10-3-0	7-1-0		T1	Citrus	5-1-0	4-2-0	1-0-0	359	235
1999	Lloyd Carr	10-2-0	6-2-0		T2	Orange	5-1-0	4-1-0	1-0-0	361	247
2000	Lloyd Carr	9-3-0	6-2-0		T1	Citrus	6-0-0	2-3-0	1-0-0	404	229
2001	Lloyd Carr	8-4-0	6-2-0		2	Citrus	5-1-0	3-2-0	0-1-0	320	237
2002	Lloyd Carr	10-3-0	6-2-0		3	Outback	6-1-0	3-2-0	1-0-0	361	265
2003	Lloyd Carr	10-3-0	7-1-0		1	Rose	7-0-0	3-2-0	0-1-0	460	219
2004	Lloyd Carr	9-3-0	7-1-0		T1	Rose	6-0-0	3-2-0	0-1-0	370	279
2005	Lloyd Carr	7-5-0	5-3-0		T3	Alamo	4-3-0	3-1-0	0-1-0	345	244
2006	Lloyd Carr	11-2-0	7-1-0		T2	Rose	7-0-0	4-1-0	0-1-0	380	207
2007	Lloyd Carr	9-4-0	6-2-0		T2	Capital One	5-3-0	3-1-0	1-0-0	354	278
2008	Rich Rodriguez	3-9-0	2-6-0		T9		2-5-0	1-4-0	0-0-0	243	347
2009	Rich Rodriguez	5-7-0	1-7-0		T10		5-3-0	0-4-0	0-0-0	354	330
2010	Rich Rodriguez	7-6-0	3-5-0		T7th	Gator	4-3-0	3-2-0	0-1-0	426	458
2011	Brady Hoke	11-2-0	6-2-0		2-Legends	Sugar	8-0-0	2-2-0	1-0-0	433	226
2012	Brady Hoke	8-5-0	6-2-0		2-Legends	Outback	6-0-0	2-3-0	0-2-0	388	258
2013	Brady Hoke	7-6-0	3-5-0		5th-Legends	Buffalo Wild Wings	5-2-0	2-3-0	0-1-0	419	349
2014	Brady Hoke	5-7-0	3-5-0		4th-East		4-3-0	1-4-0	0-0-0	251	262
2015	Jim Harbaugh	10-3-0	6-2-0		3rd-East	Citrus	5-2-0	4-1-0	1-0-0	408	213
2016	Jim Harbaugh	10-3-0	7-2-0		3rd-East	Orange	8-0-0	2-2-0	0-1-0	524	183
2017	Jim Harbaugh	8-5-0	5-4-0		4th-East	Outback	4-2-0	3-2	1-1-0	328	245
TOTALS		943-339-36	503-206-18							33,426	15,891

ALL-TIME SCORES

The following year-by-year scores are believed to be an accurate record of the outcomes of all American football games played by the University of Michigan varsity team since 1879.

KEY TO ABBREVIATIONS

W-L-T: Game won, lost or tied

1: Game played at a neutral site. See footnote for city.

E: Exhibition game

HC: Michigan's homecoming game

nt: Night game; played after 5 p.m. local time

t: Tie in rankings

c: Capacity crowd (since 1921)

NOTE: Preseason poll ranking given only if different from ranking going into first game of season.

SCORING VALUES

Season	TD	FG	PAT
1882.....	2 points.....	5 points.....	4 points
1883-87.....	4 points.....	5 points.....	4 points
1888-97.....	4 points.....	5 points.....	2 points
1898-1903.....	5 points.....	5 points.....	1 point
1904-08.....	5 points.....	4 points.....	1 point
1909-11.....	5 points.....	3 points.....	1 point
1912-57.....	6 points.....	3 points.....	1 point
1958-.....	6 points.....	3 points.....	1 pt/kick
.....	2 pts/run-pass
1988-present.....	2 pts/defense

NOTE: Safety worth 1 point from 1882-1883, 2 points in all seasons since 1884

1879

Coach: None
Captain: Dave N. Detar
Season Record: 1-0-1

Date.....	Opponent.....	Result.....	Attend.
May 30.....	Racine 1.....	W, 1-0.....	500
Nov. 1.....	Toronto 2.....	T, 0-0.....	1,500
TOTALS.....	1-0.....	2,000
1 - Chicago, Illinois			
2 - Detroit, Michigan			

1880

Coach: None
Captain: John Chase
Season Record: 1-0

Date.....	Opponent.....	Result.....	Attend.
Nov. 5.....	at Toronto.....	W, 13-6.....	300
TOTALS.....	13-6.....	300

1881

Coach: None
Captain: Walter Horton
Season Record: 0-3

Date.....	Opponent.....	Result.....	Attend.
Oct. 31.....	at Harvard.....	L, 0-4.....	-
Nov. 2.....	at Yale.....	L, 0-11.....	600
Nov. 4.....	at Princeton.....	L, 4-13.....	-
TOTALS.....	4-28.....

1882

No varsity games

1883

Coach: None
Captain: William J. Olcott
Season Record: 2-3

Date.....	Opponent.....	Result.....	Attend.
May 12.....	Detroit Ind.....	W, 40-5.....	-
Nov. 19.....	Wesleyan 1.....	L, 6-14.....	-
Nov. 21.....	at Yale.....	L, 0-64.....	400
Nov. 22.....	at Harvard.....	L, 0-3.....	500
Nov. 27.....	at Stevens.....	W, 17-5.....	200
TOTALS.....	63-91.....
1 - Hartford, Connecticut			

1884

Coach: None
Captain: Horace G. Prettyman
Season Record: 2-0

Date.....	Opponent.....	Result.....	Attend.
Nov. 15.....	Albion.....	W, 18-0.....	-
Nov. 22.....	Chicago U Club.....	W, 18-10.....	-
TOTALS.....	28-10.....

1885

Coach: None
Captain: Horace G. Prettyman
Season Record: 3-0

Date.....	Opponent.....	Result.....	Attend.
Nov. 7.....	at Windsor Club.....	W, 10-0.....	-
Nov. 14.....	Windsor Club.....	W, 30-0.....	-
Nov. 26.....	Peninsulars 1.....	W, 42-0.....	-
TOTALS.....	82-0.....
1 - Detroit, Michigan			

1886

Coach: None
Captain: Horace G. Prettyman
Season Record: 2-0

Date.....	Opponent.....	Result.....	Attend.
Oct. 16.....	at Albion.....	W, 50-0.....	-
Oct. 30.....	Albion.....	W, 24-0.....	-
TOTALS.....	74-0.....

1887

Coach: None
Captain: John L. Duffy
Season Record: 3-0

Date.....	Opponent.....	Result.....	Attend.
Nov. 12.....	Albion.....	W, 32-0.....	300
Nov. 23.....	at Notre Dame.....	W, 8-0.....	450
Nov. 24.....	at Harvard Club [Chi.].....	W, 26-0.....	-
TOTALS.....	66-0.....

1888

Coach: None
Captain: John L. Duffy
Season Record: 4-1

Date.....	Opponent.....	Result.....	Attend.
April 20.....	at Notre Dame.....	W, 26-6.....	800
April 21.....	at Notre Dame.....	W, 10-4.....	-
Nov. 17.....	at Detroit A.C.....	W, 14-6.....	-
Nov. 24.....	Albion.....	W, 76-4.....	-
Nov. 29.....	at Chicago U Club.....	L, 4-26.....	6,000
TOTALS.....	130-46.....

1889

Coach: None
Captain: E.W. McPherran
Season Record: 1-2

Date.....	Opponent.....	Result.....	Attend.
Nov. 9.....	Albion.....	W, 33-4.....	-
Nov. 23.....	Cornell 1.....	L, 0-56.....	-
Nov. 28.....	at Chicago A.A.....	L, 0-20.....	2,000
TOTALS.....	33-80.....
1 - Buffalo, New York			

1890

Coach: None
Captain: William C. Malley
Season Record: 4-1

Date.....	Opponent.....	Result.....	Attend.
Oct. 11.....	Albion.....	W, 56-10.....	425
Oct. 18.....	at Detroit A.C.....	W, 18-0.....	250
Oct. 25.....	Albion.....	W, 16-0.....	300
Nov. 1.....	Purdue.....	W, 34-6.....	-
Nov. 15.....	Cornell 1.....	L, 5-20.....	3,500
TOTALS.....	129-36.....
1 - Detroit, Michigan			

1891

Coaches: Mike Murphy & Frank Crawford
Captain: James Van Inwagen
Season Record: 4-5

Date.....	Opponent.....	Result.....	Attend.
Oct. 10.....	Ann Arbor H.S.....	W, 62-0.....	-
Oct. 17.....	Albion.....	L, 4-10.....	-
Oct. 19.....	at Olivet.....	W, 18-6.....	-
Oct. 24.....	Oberlin.....	W, 26-6.....	-
Oct. 31.....	Butler.....	W, 42-6.....	-
Nov. 14.....	at Chicago A.C.....	L, 0-10.....	-
Nov. 21.....	Cornell 1.....	L, 12-58.....	-
Nov. 26.....	at Cleveland A.A.....	L, 4-8.....	5,000
Nov. 28.....	Cornell 2.....	L, 0-10.....	300
TOTALS.....	168-114.....
1 - Detroit, Michigan			
2 - Chicago, Illinois			

1892

Coach: Frank Barbour
Captain: George B. Dygert
Season Record: 7-5

Date.....	Opponent.....	Result.....	Attend.
Oct. 8.....	Michigan A.A.....	W, 74-0.....	-
Oct. 12.....	Michigan A.A. 1.....	W, 68-0.....	-
Oct. 15.....	at Wisconsin.....	W, 10-6.....	-
Oct. 17.....	at Minnesota.....	L, 6-14.....	-
Oct. 22.....	DePauw 2.....	W, 18-0.....	2,000
Oct. 24.....	at Purdue.....	L, 0-24.....	-
Oct. 29.....	Northwestern 3.....	L, 8-10.....	1,000
Nov. 5.....	Albion.....	W, 60-8.....	600
Nov. 8.....	at Cornell.....	L, 0-44.....	-
Nov. 12.....	Chicago 4.....	W, 18-10.....	1,000
Nov. 19.....	Oberlin.....	W, 26-24.....	600
Nov. 22.....	Cornell 1.....	L, 10-30.....	3,000
TOTALS.....	298-170.....
1 - Detroit, Michigan			
2 - Indianapolis, Indiana			
3 - 25th Street Field, Chicago, Illinois			
4 - Toledo, Ohio			

1893

Coach: Frank Barbour
Captain: George B. Dygert
Season Record: 7-3

Date.....	Opponent.....	Result.....	Attend.
Oct. 7.....	Detroit A.C.....	W, 6-0.....	350
Oct. 14.....	at Detroit A.C.....	W, 26-0.....	-
Oct. 21.....	at Chicago.....	L, 6-10.....	-
Oct. 28.....	Minnesota.....	L, 20-34.....	-
Nov. 4.....	Wisconsin.....	L, 18-34.....	-
Nov. 11.....	at Purdue.....	W, 46-8.....	2,000
Nov. 13.....	at DePauw.....	W, 34-0.....	-
Nov. 18.....	Northwestern.....	W, 72-6.....	-
Nov. 25.....	Kansas 1.....	W, 22-0.....	3,000
Nov. 30.....	at Chicago.....	W, 28-10.....	-
TOTALS.....	278-102.....
1 - Kansas City, Missouri			

ALL-TIME SCORES

1894

Coach: William McCauley
 Captain: James Baird
 Season Record: 9-1-1

Date	Opponent	Result	Attend.
Oct. 6	Michigan Mil. Acad.	T, 12-12	900
Oct. 13	Albion	W, 26-10	-
Oct. 17	Olivet	W, 48-0	-
Oct. 21	Michigan Mil. Acad.	W, 40-6	800
Oct. 24	Adrian	W, 46-0	-
Oct. 28	at Case	W, 18-8	-
Nov. 3	at Cornell	L, 0-22	-
Nov. 10	Kansas 1	W, 22-12	5,000
Nov. 17	Oberlin	W, 14-6	2,200
Nov. 24	Cornell 2	W, 12-4	4,000
Nov. 29	at Chicago	W, 6-4	5,000
TOTALS		244-84	

1 - Kansas City, Missouri
 2 - D.A.C. Park, Detroit, Michigan

1895

Coach: William McCauley
 Captain: Fred Henninger
 Season Record: 8-1

Date	Opponent	Result	Attend.
Oct. 5	Michigan Mil. Acad.	W, 34-0	-
Oct. 12	Detroit A.C.	W, 42-0	-
Oct. 19	Adelbert	W, 64-0	400
Oct. 26	Rush Lake Forest	W, 40-0	400
Nov. 2	Oberlin	W, 42-0	700
Nov. 9	at Harvard	L, 0-4	-
Nov. 16	Purdue	W, 12-10	1,000
Nov. 23	Minnesota 1	W, 20-0	3,750
Nov. 28	at Chicago	W, 12-0	8,000
TOTALS		266-14	

1 - Base Ball Park, Detroit, Michigan

The first Michigan game played indoors occurred on Thanksgiving Day in 1896 when the Wolverines battled the University of Chicago at Chicago Coliseum. In what was the closing game of the inaugural year of the Western Intercollegiate Conference (later the Big Ten Conference), Chicago defeated Michigan, 7-6, to deny the Wolverines the league championship.

1896

Coach: William Ward
 Captain: Henry M. Senter
 Season Record: 9-1
 Conference Record: 2-1 (2nd Place tie)

Date	Opponent	Result	Attend.
Oct. 3	Michigan Normal	W, 18-0	-
Oct. 10	Grand Rapids H.S.	W, 44-0	-
Oct. 15	P.& S. [Chicago]	W, 28-0	-
Oct. 17	Rush Lake Forest	W, 66-0	-
Oct. 24	at Purdue	W, 16-0	-
Oct. 31	Lehigh 1	W, 40-0	2,500
Nov. 7	at Minnesota	W, 6-4	-
Nov. 14	Oberlin	W, 10-0	-
Nov. 21	Wittenberg	W, 28-0	-
Nov. 26	Chicago 2	L, 6-7	9,000
TOTALS		262-11	

1 - D.A.C. Park, Detroit, Michigan
 2 - Chicago Coliseum, Chicago, Illinois

1897

Coach: Gustave Ferbert
 Captain: James R. Hogg
 Season Record: 6-1-1
 Conference Record: 2-1 (3rd Place)

Date	Opponent	Result	Attend.
Oct. 2	Michigan Normal	W, 24-0	1,200
Oct. 9	Ohio Wesleyan	T, 0-0	-
Oct. 16	Ohio State	W, 34-0	-
Oct. 23	Oberlin	W, 16-6	-
Oct. 30	Alumni (HC)	E, 0-15	-

Nov. 6	Purdue	W, 34-4	-
Nov. 13	Minnesota 1	W, 14-0	-
Nov. 20	Wittenberg	W, 32-0	-
Nov. 25	Chicago 2	L, 12-21	10,000
TOTALS		166-31	

1 - D.A.C. Park, Detroit, Michigan
 2 - Chicago Coliseum, Chicago, Illinois

1898

CONFERENCE CHAMPIONS
 Coach: Gustave Ferbert
 Captain: John W. Bennett
 Season Record: 10-0
 Conference Record: 3-0 (1st Place)

Date	Opponent	Result	Attend.
Oct. 1	Michigan Normal	W, 21-0	-
Oct. 8	Kenyon	W, 29-0	900
Oct. 12	Michigan Agr.	W, 39-0	228
Oct. 17	Western Reserve	W, 18-0	1,000
Oct. 19	Case	W, 23-5	600
Oct. 22	Notre Dame	W, 23-0	-
Oct. 31	Alumni (HC)	E, 11-2	3,000
Nov. 5	at Northwestern	W, 6-5	-
Nov. 12	Illinois 1	W, 12-5	3,500
Nov. 19	Beloit	W, 22-0	-
Nov. 24	at Chicago	W, 12-11	10,000
TOTALS		205-26	

1 - Detroit, Michigan

1899

Coach: Gustave Ferbert
 Captain: Allen Steckle
 Season Record: 8-2
 Conference Record: 1-1 (3rd Place tie)

Date	Opponent	Result	Attend.
Sept. 30	Hillsdale	W, 11-0	-
Oct. 7	Albion	W, 26-0	-
Oct. 11	Western Reserve	W, 17-0	-
Oct. 18	Notre Dame	W, 12-0	2,000
Oct. 21	Alumni (HC)	E, 0-0	-
Oct. 28	at Illinois	W, 5-0	1,000
Nov. 4	Virginia 1	W, 38-0	-
Nov. 11	at Pennsylvania	L, 10-11	20,000
Nov. 18	Case	W, 28-6	-
Nov. 25	Kalamazoo	W, 24-9	400
Nov. 30	Wisconsin 2	L, 5-17	11,500
TOTALS		176-43	

1 - Detroit, Michigan
 2 - Chicago, Illinois

1900

Coach: Langdon "Biff" Lea
 Captain: Neil Snow
 Season Record: 7-2-1
 Conference Record: 3-2 (5th Place)

Date	Opponent	Result	Attend.
Sept. 29	Hillsdale	W, 29-0	300
Oct. 6	Kalamazoo	W, 11-0	-
Oct. 13	Case	W, 24-6	-
Oct. 20	Purdue (HC)	W, 11-6	2,500
Oct. 27	Illinois 1	W, 12-0	9,000
Nov. 3	Indiana	W, 12-0	2,000
Nov. 10	Iowa 2	L, 5-28	5,000
Nov. 17	Notre Dame	W, 7-0	-
Nov. 24	Ohio State	T, 0-0	3,000
Nov. 29	at Chicago	L, 6-15	8,000
TOTALS		117-55	

1 - Chicago, Illinois
 2 - Detroit, Michigan

1901

NATIONAL CHAMPIONS
CONFERENCE CHAMPIONS
 Coach: Fielding H. Yost
 Captain: Hugh White
 Season Record: 11-0
 Conference Record: 4-0 (1st Place tie)

Date	Opponent	Result	Attend.
Sept. 28	Albion	W, 50-0	-
Oct. 5	Case	W, 57-0	-
Oct. 12	Indiana	W, 33-0	2,000
Oct. 19	Northwestern	W, 29-0	-
Oct. 26	Buffalo	W, 128-0	-
Nov. 2	Carlisle 1	W, 22-0	8,000
Nov. 9	at Ohio State	W, 21-0	3,300
Nov. 16	Chicago (HC)	W, 22-0	3,500
Nov. 23	Beloit	W, 89-0	-
Nov. 28	Iowa 2	W, 50-0	10,000
Jan. 1	Stanford 3	W, 49-0	8,000
TOTALS		550-0	

1 - Detroit, Michigan
 2 - Chicago, Illinois
 3 - Rose Bowl, Tournament Park, Pasadena, Calif.

A DIFFERENT GAME

The brand of football played in the game's infant years differed greatly from that played today. At the first Rose Bowl ...

- The playing field was 110 yards long.
- Touchdowns and field goals counted five points and conversions one point.
- The game was divided into two 35-minute halves, not quarters.
- A team had to advance five yards in three downs for a first down.
- Forward passes were not allowed.

1902

NATIONAL CHAMPIONS
CONFERENCE CHAMPIONS
 Coach: Fielding H. Yost
 Captain: Harrison S. "Boss" Weeks
 Season Record: 11-0
 Conference Record: 5-0 (1st Place)

Date	Opponent	Result	Attend.
Sept. 27	Albion	W, 88-0	2,000
Oct. 4	Case	W, 48-6	-
Oct. 8	Michigan Agr.	W, 119-0	-
Oct. 11	Indiana	W, 60-0	-
Oct. 18	Notre Dame 1	W, 23-0	1,700
Oct. 25	Ohio State	W, 86-0	6,000
Nov. 1	Wisconsin 2	W, 6-0	20,000
Nov. 8	Iowa (HC)	W, 107-0	3,000
Nov. 15	at Chicago	W, 21-0	14,000
Nov. 22	Oberlin	W, 63-0	-
Nov. 27	Minnesota	W, 23-6	9,000
TOTALS		644-12	

1 - Toledo, Ohio
 2 - Chicago, Illinois

YOST'S POINT-A-MINUTE TEAMS

From 1901-05, Michigan compiled a 56-game unbeaten streak, a string that still ranks second in the NCAA record books. During this stretch of 50 months when the Wolverines compiled a record of 55-0-1, Michigan outscored its opponents, 2,821-40, beating four teams by triple digit margins. Often forgotten is the fact that Michigan played excellent competition over those years. The winning percentage of its 56 opponents was a combined .695 when their games against U-M are excluded. Of the teams Michigan played from 1901-05, 44 of the 56 finished with winning records on the season, while six teams would have compiled undefeated seasons without the loss to the Wolverines.

ALL-TIME SCORES



1903

NATIONAL CHAMPIONS CONFERENCE CHAMPIONS

Coach: Fielding H. Yost

Captain: Curtis G. Redden

Season Record: 11-0-1

Conference Record: 3-0-1 (1st Place tie)

Date	Opponent	Result	Attend.
Oct. 3	Case	W, 31-0	2,000
Oct. 8	Albion	W, 76-0	-
Oct. 10	Beloit	W, 79-0	-
Oct. 14	Ohio Northern	W, 65-0	-
Oct. 17	Indiana	W, 51-0	-
Oct. 21	Ferris State	W, 88-0	-
Oct. 24	Drake	W, 47-0	-
Oct. 31	at Minnesota	T, 6-6	20,000
Nov. 7	Ohio State	W, 36-0	5,000
Nov. 14	Wisconsin (HC)	W, 16-0	10,000
Nov. 21	Oberlin	W, 42-0	-
Nov. 26	at Chicago	W, 28-0	20,000
TOTALS			565-6

1904

NATIONAL CHAMPIONS CONFERENCE CHAMPIONS

Coach: Fielding H. Yost

Captain: William M. Heston

Season Record: 10-0

Conference Record: 2-0 (1st Place tie)

Date	Opponent	Result	Attend.
Oct. 1	Case	W, 33-0	-
Oct. 5	Ohio Northern	W, 48-0	-
Oct. 8	Kalamazoo	W, 95-0	-
Oct. 12	P.&S. [Chicago]	W, 72-0	1,500
Oct. 15	at Ohio State	W, 31-6	8,000
Oct. 19	A.M.S. [Chicago]	W, 72-0	-
Oct. 22	West Virginia	W, 130-0	4,000
Oct. 29	at Wisconsin	W, 28-0	11,000
Nov. 5	Drake	W, 36-4	-
Nov. 12	Chicago (HC)	W, 22-12	13,000
TOTALS			567-22

1905

Coach: Fielding H. Yost

Captain: Fred S. Norcross

Season Record: 12-1

Conference Record: 2-1 (2nd Place tie)

Date	Opponent	Result	Attend.
Sept. 30	Ohio Wesleyan	W, 65-0	-
Oct. 4	Kalamazoo	W, 44-0	-
Oct. 7	Case	W, 36-0	-
Oct. 11	Ohio Northern	W, 23-0	200
Oct. 14	Vanderbilt	W, 18-0	5,000
Oct. 21	Nebraska	W, 31-0	5,000
Oct. 25	Albion	W, 70-0	-
Oct. 28	Drake	W, 48-0	-
Nov. 4	at Illinois	W, 33-0	6,000
Nov. 11	Ohio State	W, 40-0	8,000
Nov. 18	Wisconsin (HC)	W, 12-0	18,000
Nov. 25	Oberlin	W, 75-0	-
Nov. 30	at Chicago	L, 0-2	27,000
TOTALS			495-2

1906

CONFERENCE CHAMPIONS

Coach: Fielding H. Yost

Captain: John S. Curtis

Season Record: 4-1

Conference Record: 1-0 (1st Place tie)

Date	Opponent	Result	Attend.
Oct. 6	Case	W, 28-0	-
Oct. 20	at Ohio State	W, 6-0	6,000
Oct. 27	Illinois	W, 28-9	5,000
Nov. 3	Vanderbilt	W, 10-4	10,000
Nov. 10	Alumni (HC)	E, 0-0	-
Nov. 17	at Pennsylvania	L, 0-17	26,000
TOTALS			72-30

1907

Coach: Fielding H. Yost

Captain: Paul P. Magoffin

Season Record: 5-1

Date	Opponent	Result	Attend.
Oct. 5	Case	W, 9-0	3,000
Oct. 12	Michigan Agr.	W, 46-0	-
Oct. 19	Wabash 1	W, 22-0	8,000
Oct. 26	Ohio State	W, 22-0	7,000
Nov. 2	at Vanderbilt	W, 8-0	8,000
Nov. 16	Pennsylvania (HC)	L, 0-6	19,500
TOTALS			107-6

1 - Indianapolis, Indiana

1908

Coach: Fielding H. Yost

Captain: Adolph "Germany" Schulz

Season Record: 5-2-1

Date	Opponent	Result	Attend.
Oct. 3	Case	W, 16-6	2,000
Oct. 10	at Michigan Agr.	T, 0-0	6,000
Oct. 17	Notre Dame	W, 12-6	-
Oct. 24	at Ohio State	W, 10-6	-
Oct. 31	Vanderbilt	W, 24-6	4,000
Nov. 7	Kentucky State	W, 62-0	-
Nov. 14	Pennsylvania (HC)	L, 0-29	-
Nov. 21	at Syracuse	L, 4-28	-
TOTALS			128-81

1909

Coach: Fielding H. Yost

Captain: Dave W. Allerdice

Season Record: 6-1

Date	Opponent	Result	Attend.
Oct. 9	Case	W, 3-0	-
Oct. 16	Ohio State	W, 33-6	-
Oct. 23	at Marquette	W, 6-5	-
Oct. 30	Syracuse (HC)	W, 43-0	-
Nov. 6	Notre Dame	L, 3-11	-
Nov. 13	at Pennsylvania	W, 12-6	17,000
Nov. 20	at Minnesota	W, 15-6	22,000
TOTALS			115-34

1910

Coach: Fielding H. Yost

Captain: Albert W. Benbrook

Season Record: 3-0-3

Date	Opponent	Result	Attend.
Oct. 8	Case	T, 3-3	-
Oct. 15	Michigan Agr.	W, 6-3	-
Oct. 22	at Ohio State	T, 3-3	-
Oct. 29	at Syracuse	W, 11-0	11,500
Nov. 12	at Pennsylvania	T, 0-0	15,000
Nov. 19	Minnesota (HC)	W, 6-0	18,000
TOTALS			29-9

1911

Coach: Fielding H. Yost

Captain: Fred L. Conklin

Season Record: 5-1-2

Date	Opponent	Result	Attend.
Oct. 7	Case	W, 24-0	3,500
Oct. 14	at Michigan Agr.	W, 15-3	-
Oct. 21	Ohio State	W, 19-0	5,000
Oct. 28	Vanderbilt	W, 9-8	-
Nov. 4	Syracuse	T, 6-6	-
Nov. 11	at Cornell	L, 0-6	-
Nov. 18	Pennsylvania (HC)	W, 11-9	17,000
Nov. 25	at Nebraska	T, 6-6	10,000
TOTALS			90-38

1912

Coach: Fielding H. Yost

Captain: George C. Thomson

Season Record: 5-2

Date	Opponent	Result	Attend.
Oct. 5	Case	W, 34-0	3,500
Oct. 12	Michigan Agr.	W, 55-7	-
Oct. 19	at Ohio State	W, 14-0	10,000
Oct. 26	at Syracuse	L, 7-18	-
Nov. 2	South Dakota	W, 7-6	-
Nov. 9	at Pennsylvania	L, 21-27	15,000
Nov. 16	Cornell (HC)	W, 20-7	15,000
TOTALS			158-65

1913

Coach: Fielding H. Yost

Captain: George Paterson

Season Record: 6-1

Date	Opponent	Result	Attend.
Oct. 4	Case	W, 48-0	5,746
Oct. 11	Mount Union	W, 14-0	3,971
Oct. 18	Michigan Agr.	L, 7-12	8,509
Oct. 25	at Vanderbilt	W, 33-2	3,417
Nov. 1	Syracuse	W, 43-7	8,491
Nov. 8	at Cornell	W, 17-0	6,827
Nov. 15	Pennsylvania (HC)	W, 13-0	19,687
TOTALS			175-21

1914

Coach: Fielding H. Yost

Captain: James W. Raynsford

Season Record: 6-3

Date	Opponent	Result	Attend.
Sept. 30	DePauw	W, 58-0	5,113
Oct. 3	Case	W, 69-0	5,049
Oct. 7	Mount Union	W, 27-7	5,050
Oct. 10	Vanderbilt	W, 23-3	5,282
Oct. 17	at Michigan Agr.	W, 3-0	8,934
Oct. 24	at Syracuse	L, 6-20	6,404
Oct. 31	at Harvard	L, 0-7	23,213
Nov. 7	Pennsylvania	W, 34-3	21,146
Nov. 14	Cornell (HC)	L, 13-28	16,315
TOTALS			233-68

1915

Coach: Fielding H. Yost

Captain: William D. Cochran

Season Record: 4-3-1

Date	Opponent	Result	Attend.
Oct. 6	Lawrence	W, 39-0	5,000
Oct. 9	Mount Union	W, 35-0	-
Oct. 13	Marietta	W, 28-6	3,000
Oct. 16	Case	W, 14-3	-
Oct. 23	Michigan Agr.	L, 0-24	21,000
Oct. 30	Syracuse	L, 7-14	10,500
Nov. 6	Cornell (HC)	L, 7-34	22,000
Nov. 13	at Pennsylvania	T, 0-0	-
TOTALS			130-81

1916

Coach: Fielding H. Yost

Captain: John E. Maultbetsch

Season Record: 7-2

Date	Opponent	Result	Attend.
Oct. 4	Marietta	W, 38-0	-
Oct. 7	Case	W, 19-3	-
Oct. 11	Carroll	W, 54-0	-
Oct. 14	Mount Union	W, 26-0	-
Oct. 21	Michigan Agr.	W, 9-0	22,000
Oct. 28	Syracuse	W, 14-13	10,000
Nov. 4	Washington Univ.	W, 66-7	-
Nov. 11	at Cornell	L, 20-23	6,000
Nov. 18	Pennsylvania (HC)	L, 7-10	25,584
TOTALS			245-56

ALL-TIME SCORES

1917

Coach: Fielding H. Yost
 Captain: Cedric C. Smith
 Season Record: 8-2

Conference Record: 0-1 (8th Place tie)

Date	Opponent	Result	Attend.
Oct. 6	Case	W, 41-0	4,035
Oct. 10	Western State	W, 17-13	2,906
Oct. 13	Mount Union	W, 69-0	3,657
Oct. 17	Detroit	W, 14-3	4,419
Oct. 20	Michigan Agr.	W, 27-0	9,038
Oct. 27	Nebraska	W, 20-0	5,022
Nov. 3	Kalamazoo	W, 62-0	4,345
Nov. 10	Cornell (HC)	W, 42-0	16,733
Nov. 17	at Pennsylvania	L, 0-16	12,851
Nov. 24	at Northwestern	L, 12-21	5,232
TOTALS		304-53	68,238

1918

NATIONAL CHAMPIONS
 BIG TEN CHAMPIONS
 Coach: Fielding H. Yost
 Captain: Elton "Tad" Wieman

Season Record: 5-0

Conference Record: 2-0 (1st Place tie)

Date	Opponent	Result	Attend.
Oct. 5	Case	W, 33-0	-
Nov. 9	at Chicago	W, 13-0	8,000
Nov. 16	Syracuse	W, 15-0	-
Nov. 23	Michigan Agr. (HC)	W, 21-6	15,000
Nov. 30	at Ohio State	W, 14-0	7,000
TOTALS		96-6	

1919

Coach: Fielding H. Yost
 Captain: Angus Goetz
 Season Record: 3-4

Conference Record: 1-4 (7th Place tie)

Date	Opponent	Result	Attend.
Oct. 4	Case	W, 34-0	-
Oct. 18	Michigan Agr.	W, 26-0	21,000
Oct. 25	Ohio State	L, 3-13	25,000
Nov. 1	Northwestern	W, 16-13	12,000
Nov. 8	at Chicago	L, 0-13	24,000
Nov. 15	at Illinois	L, 7-29	14,000
Nov. 22	Minnesota (HC)	L, 7-34	30,000
TOTALS		93-102	

1920

Coach: Fielding H. Yost
 Captain: Angus Goetz
 Season Record: 5-2

Conference Record: 2-2 (6th Place)

Date	Opponent	Result	Attend.
Oct. 9	Case	W, 35-0	10,000
Oct. 16	Michigan Agr.	W, 35-0	20,000
Oct. 23	Illinois	L, 6-7	30,000
Oct. 30	Tulane	W, 21-0	12,000
Nov. 6	at Ohio State	L, 7-14	21,000
Nov. 13	Chicago (HC)	W, 14-0	25,000
Nov. 20	at Minnesota	W, 3-0	22,000
TOTALS		121-21	140,000

1921

Coach: Fielding H. Yost
 Captain: Robert L. Dunne
 Season Record: 5-1-1

Conference Record: 2-1-1 (5th Place)

Date	Opponent	Result	Attend.
Oct. 1	Mount Union	W, 44-0	10,000
Oct. 8	Case	W, 65-0	8,000
Oct. 15	Michigan Agr.	W, 30-0	18,000
Oct. 22	Ohio State (HC)	L, 0-14	45,000
Oct. 29	at Illinois	W, 3-0	14,000
Nov. 12	at Wisconsin	T, 7-7	20,000
Nov. 19	Minnesota	W, 38-0	30,000
TOTALS		187-21	145,000

1922

BIG TEN CHAMPIONS
 Coach: Fielding H. Yost
 Captain: Paul L. Goebel

Season Record: 6-0-1

Conference Record: 4-0 (1st Place tie)

Date	Opponent	Result	Attend.
Oct. 7	Case	W, 48-0	10,000
Oct. 14	at Vanderbilt	T, 0-0	20,000
Oct. 21	at Ohio State	W, 19-0	71,000c.
Oct. 28	Illinois	W, 24-0	41,000c.
Nov. 4	Michigan Agr.	W, 63-0	42,000c.
Nov. 18	Wisconsin (HC)	W, 13-6	40,000
Nov. 25	at Minnesota	W, 16-7	20,000
TOTALS		183-13	244,000

1923

NATIONAL CHAMPIONS
 BIG TEN CHAMPIONS
 Coach: Fielding H. Yost
 Captain: Harry G. Kipke

Season Record: 8-0

Conference Record: 4-0 (1st Place tie)

Date	Opponent	Result	Attend.
Oct. 6	Case	W, 36-0	13,000
Oct. 13	Vanderbilt	W, 3-0	20,000
Oct. 20	Ohio State	W, 23-0	50,000c.
Oct. 27	Michigan Agr.	W, 37-0	42,000
Nov. 3	at Iowa	W, 9-3	17,000
Nov. 10	Quantico Marines	W, 26-6	40,000
Nov. 17	at Wisconsin	W, 6-3	25,000
Nov. 24	Minnesota (HC)	W, 10-0	42,000
TOTALS		150-12	249,000

1924

Coach: George Little
 Captain: Herb F. Steger
 Season Record: 6-2

Conference Record: 4-2 (4th Place)

Date	Opponent	Result	Attend.
Oct. 4	Miami (Ohio)	W, 55-0	14,000
Oct. 11	at Michigan Agr.	W, 7-0	22,000
Oct. 18	at Illinois	L, 14-39	66,609c.
Oct. 25	Wisconsin	W, 21-0	45,000
Nov. 1	at Minnesota	W, 13-0	50,000c.
Nov. 8	Northwestern	W, 27-0	30,000
Nov. 15	at Ohio State	W, 16-6	70,000c.
Nov. 22	Iowa (HC)	L, 2-9	47,000c.
TOTALS		155-54	344,609

1925

BIG TEN CHAMPIONS
 Coach: Fielding H. Yost
 Captain: Robert Brown

Season Record: 7-1

Conference Record: 5-1 (1st Place)

Date	Opponent	Result	Attend.
Oct. 3	Michigan State	W, 39-0	30,000
Oct. 10	Indiana	W, 63-0	36,000
Oct. 17	at Wisconsin	W, 21-0	44,000
Oct. 24	at Illinois	W, 3-0	67,000c.
Oct. 31	Navy	W, 54-0	47,000c.
Nov. 7	Northwestern 1	L, 2-3	40,000
Nov. 14	Ohio State	W, 10-0	47,000c.
Nov. 21	Minnesota (HC)	W, 35-0	47,000c.
TOTALS		227-3	358,000

1 - Soldier Field, Chicago, Illinois

1926

BIG TEN CHAMPIONS
 Coach: Fielding H. Yost
 Captain: Benny Friedman

Season Record: 7-1

Conference Record: 5-0 (1st Place tie)

Date	Opponent	Result	Attend.
Oct. 2	Oklahoma A&M	W, 42-3	18,000
Oct. 9	Michigan State	W, 55-3	33,000

Oct. 16	Minnesota	W, 20-0	48,000c.
Oct. 23	Illinois (HC)	W, 13-0	48,000c.
Oct. 30	Navy 1	L, 0-10	80,000c.
Nov. 6	Wisconsin	W, 37-0	48,000c.
Nov. 13	at Ohio State	W, 17-16	90,411c.
Nov. 20	at Minnesota	W, 7-6	55,000c.
TOTALS		191-38	420,411

1 - Baltimore Stadium, Baltimore, Maryland

1927

Coach: Elton E. "Tad" Wieman
 Captain: Bennie Oosterbaan
 Season Record: 6-2

Conference Record: 3-2 (3rd Place)

Date	Opponent	Result	Attend.
Oct. 1	Ohio Wesleyan	W, 33-0	17,483
Oct. 8	Michigan State	W, 21-0	27,864
Oct. 15	at Wisconsin	W, 14-0	32,645
Oct. 22	Ohio State	W, 21-0	84,401c.
Oct. 29	at Illinois	L, 0-14	61,924
Nov. 5	at Chicago	W, 14-0	53,042
Nov. 12	Navy	W, 27-12	83,650
Nov. 19	Minnesota (HC)	L, 7-13	84,243c.
TOTALS		137-39	445,252

1928

Coach: Elton E. "Tad" Wieman
 Captain: George Rich
 Season Record: 3-4-1

Conference Record: 2-3 (7th Place tie)

Date	Opponent	Result	Attend.
Oct. 6	Ohio Wesleyan	L, 7-17	17,877
Oct. 13	Indiana	L, 0-6	25,896
Oct. 20	at Ohio State	L, 7-19	72,439c.
Oct. 27	Wisconsin	L, 0-7	58,259
Nov. 3	Illinois	W, 3-0	78,229
Nov. 10	Navy 1	T, 6-6	28,433
Nov. 17	Michigan State	W, 3-0	28,067
Nov. 24	Iowa (HC)	W, 10-7	53,572
TOTALS		36-62	362,772

1 - Baltimore Stadium, Baltimore, Maryland

1929

Coach: Harry G. Kipke
 Captain: Joe Truskowski
 Season Record: 5-3-1

Conference Record: 1-3-1 (8th Place tie)

Date	Opponent	Result	Attend.
Sept. 28	Albion	W, 39-0	16,412
Sept. 28	Mount Union	W, 16-6	16,412
Oct. 5	Michigan State	W, 17-0	30,494
Oct. 12	at Purdue	L, 16-30	18,484
Oct. 19	Ohio State	L, 0-7	85,088
Oct. 26	at Illinois	L, 0-14	53,403
Nov. 9	Harvard (HC)	W, 14-12	85,042
Nov. 16	at Minnesota	W, 7-6	58,160c.
Nov. 23	Iowa	T, 0-0	50,619
TOTALS		109-75	397,702

DOUBLEHEADERS

To open the 1929, 1930 and 1931 seasons, Michigan played doubleheaders in an attempt to generate extra revenue. The Wolverines fared well in these games, recording a 6-0 mark and outscoring the opposition 156-6.

ALL-TIME SCORES

1930

BIG TEN CHAMPIONS

Coach: Harry G. Kipke
Captain: James Simrall
Season Record: 8-0-1

Conference Record: 5-0 (1st Place tie)

Date	Opponent	Result	Attend.
Sept. 27	Denison	W, 33-0	12,760
Sept. 27	Michigan Normal	W, 7-0	12,760
Oct. 4	Michigan State	T, 0-0	22,571
Oct. 11	Purdue	W, 14-13	38,851
Oct. 18	at Ohio State	W, 13-0	68,459
Oct. 25	Illinois (HC)	W, 15-7	63,191
Nov. 8	at Harvard	W, 6-3	43,913
Nov. 15	Minnesota	W, 7-0	54,944
Nov. 22	Chicago	W, 16-0	42,078
TOTALS		111-23	346,767

1931

BIG TEN CHAMPIONS

Coach: Harry G. Kipke
Captain: Roy Hudson
Season Record: 8-1-1

Conference Record: 5-1 (1st Place tie)

Date	Opponent	Result	Attend.
Oct. 3	Central St. Teachers	W, 27-0	13,169
Oct. 3	Michigan Normal	W, 34-0	13,169
Oct. 10	Chicago	W, 13-7	17,284
Oct. 17	Ohio State	L, 7-20	58,026
Oct. 24	at Illinois	W, 35-0	33,496
Oct. 31	at Princeton	W, 21-0	14,797
Nov. 7	Indiana	W, 22-0	26,410
Nov. 14	Michigan State	T, 0-0	35,844
Nov. 21	Minnesota (HC)	W, 6-0	37,251
Nov. 28	Wisconsin	W, 16-0	9,190
TOTALS		181-27	245,467

1932

NATIONAL CHAMPIONS

BIG TEN CHAMPIONS

Coach: Harry G. Kipke
Captain: Ivan Williamson
Season Record: 8-0

Conference Record: 6-0 (1st Place tie)

Date	Opponent	Result	Attend.
Oct. 1	Michigan State	W, 26-0	33,786
Oct. 8	Northwestern	W, 15-6	40,560
Oct. 15	at Ohio State	W, 14-0	40,700
Oct. 22	Illinois	W, 32-0	19,513
Oct. 29	Princeton (HC)	W, 14-7	26,424
Nov. 5	at Indiana	W, 7-0	10,440
Nov. 12	Chicago	W, 12-0	24,012
Nov. 19	at Minnesota	W, 3-0	24,766
TOTALS		123-13	220,201

1933

NATIONAL CHAMPIONS

BIG TEN CHAMPIONS

Coach: Harry G. Kipke
Captain: Stanley Fay
Season Record: 7-0-1

Conference Record: 5-0-1 (1st Place tie)

Date	Opponent	Result	Attend.
Oct. 7	Michigan State	W, 20-6	22,090
Oct. 14	Cornell	W, 40-0	27,431
Oct. 21	Ohio State (HC)	W, 13-0	82,606
Oct. 28	at Chicago	W, 28-0	19,458
Nov. 4	at Illinois	W, 7-6	20,405
Nov. 11	Iowa	W, 10-6	22,130
Nov. 18	Minnesota	T, 0-0	52,137
Nov. 25	at Northwestern	W, 13-0	23,940
TOTALS		131-18	270,197

1934

Coach: Harry G. Kipke
Captain: Thomas Austin
Season Record: 1-7

Conference Record: 0-6 (10th Place)

Date	Opponent	Result	Attend.
Oct. 6	Michigan State	L, 0-16	25,644
Oct. 13	at Chicago	L, 0-27	18,013
Oct. 20	Georgia Tech	W, 9-2	20,901
Oct. 27	Illinois (HC)	L, 6-7	34,822
Nov. 3	at Minnesota	L, 0-34	59,362c.
Nov. 10	Wisconsin	L, 0-10	21,963
Nov. 17	at Ohio State	L, 0-34	62,893
Nov. 24	Northwestern	L, 6-13	19,196
TOTALS		21-143	262,794

1935

Coach: Harry G. Kipke
Captain: William Renner
Season Record: 4-4

Conference Record: 2-3 (5th Place tie)

Date	Opponent	Result	Attend.
Oct. 5	Michigan State	L, 6-25	32,315
Oct. 12	Indiana	W, 7-0	18,533
Oct. 19	at Wisconsin	W, 20-12	14,381
Oct. 26	at Columbia	W, 19-7	24,901
Nov. 2	Pennsylvania (HC)	W, 16-6	30,751
Nov. 9	at Illinois	L, 0-3	28,136
Nov. 16	Minnesota	L, 0-40	32,029
Nov. 23	Ohio State	L, 0-38	53,322
TOTALS		68-131	234,368

1936

Coach: Harry G. Kipke
Captain: Matt Patanelli
Season Record: 1-7

Conference Record: 0-5 (8th Place tie)

Date	Rank	Opponent	Result	Attend.
Oct. 3		Mich. State	L, 7-21	45,656
Oct. 10		Indiana	L, 3-14	19,110
Oct. 17		at Minnesota	L, 0-26	41,209
Oct. 24	-/-	Columbia	W, 13-0	23,835
Oct. 31	-/-	Illinois (HC)	L, 6-9	29,901
Nov. 7	-/15	at Pennsylvania	L, 7-27	30,501
Nov. 14	-/1	Northwestern	L, 0-9	28,295
Nov. 21	-/18	at Ohio State	L, 0-21	56,277
TOTALS		36-127	274,784	

1937

Coach: Harry G. Kipke
Captain: Joe Rinaldi
Season Record: 4-4

Conference Record: 3-3 (4th Place tie)

Date	Rank	Opponent	Result	Attend.
Oct. 2		Michigan State	L, 14-19	63,311
Oct. 9		at Northwestern	L, 0-7	23,837
Oct. 16		Minnesota (HC)	L, 6-39	53,266
Oct. 23	-/-	at Iowa	W, 7-6	12,211
Oct. 30	-/-	at Illinois	W, 7-6	32,506
Nov. 6	-/-	Chicago	W, 13-12	23,394
Nov. 13	-/-	at Pennsylvania	W, 7-0	18,476
Nov. 20	-/19	Ohio State	L, 0-21	56,766
TOTALS		54-110	283,767	

1938

Coach: Herbert O. "Fritz" Crisler
Captain: Fred Janke
Season Record: 6-1-1

Conference Record: 3-1-1 (2nd Place tie)

Date	Rank	Opponent	Result	Attend.
Oct. 1		Mich. State	W, 14-0	73,589
Oct. 8		Chicago	W, 45-7	22,976
Oct. 15		at Minnesota	L, 6-7	54,212
Oct. 22	12/-	at Yale	W, 15-13	29,261
Oct. 29	13/-	Illinois (HC)	W, 14-0	43,006
Nov. 5	16/-	Pennsylvania	W, 19-13	31,292

Nov. 12	18/-	Northwestern	T, 0-0	71,010
Nov. 19	17/-	at Ohio State	W, 18-0	64,413
TOTALS		131-40	389,759	

Final Rankings: AP, No. 16

1939

Coach: Herbert O. "Fritz" Crisler
Captain: Archie Kodros
Season Record: 6-2

Conference Record: 3-2 (4th Place tie)

Date	Rank	Opponent	Result	Attend.
Oct. 7		Mich. State	W, 26-13	68,975
Oct. 14		Iowa	W, 27-7	28,248
Oct. 21	6/-	at Chicago	W, 85-0	5,135
Oct. 28	3/-	Yale (HC)	W, 27-7	54,480
Nov. 4	2/-	at Illinois	L, 7-16	30,654
Nov. 11	10/-	Minnesota	L, 7-20	66,572
Nov. 18	-/-	at Pennsylvania	W, 19-17	39,510
Nov. 25	-/6	Ohio State	W, 21-14	78,815
TOTALS		219-94	372,389	

Final Rankings: AP, No. 20

1940

Coach: Herbert O. "Fritz" Crisler
Captain: Forest Evashevski
Season Record: 7-1

Conference Record: 3-1 (2nd Place)

Date	Rank	Opponent	Result	Attend.
Sept. 28		at California	W, 41-0	35,401
Oct. 5		Mich. State	W, 21-14	65,951
Oct. 12		at Harvard	W, 26-0	26,315
Oct. 19	-/-	Illinois (HC)	W, 28-0	39,975
Oct. 26	3/8	Pennsylvania	W, 14-0	62,262
Nov. 9	3/2	at Minnesota	L, 6-7	60,481c.
Nov. 16	6/10	Northwestern	W, 20-13	75,099
Nov. 23	7/-	at Ohio State	W, 40-0	73,480c.
TOTALS		196-34	438,964	

Final Rankings: AP, No. 3

1941

Coach: Herbert O. "Fritz" Crisler
Captain: Bob Westfall
Season Record: 6-1-1

Conference Record: 3-1-1 (2nd Place tie)

Date	Rank	Opponent	Result	Attend.
Sept. 27		Mich. State	W, 19-7	66,389
Oct. 4		Iowa	W, 6-0	29,807
Oct. 11		Pittsburgh	W, 40-0	33,848
Oct. 18	6/5	at Northwestern	W, 14-7	43,264
Oct. 25	3/-	Minnesota (HC)	L, 0-7	84,658
Nov. 1	7/-	at Illinois	W, 20-0	31,554
Nov. 15	7/-	at Columbia	W, 28-0	31,181
Nov. 22	5/14	Ohio State	T, 20-20	84,581
TOTALS		147-41	405,282	

Final Rankings: AP, No. 5

1942

Coach: Herbert O. "Fritz" Crisler
Captain: George Ceitham
Season Record: 7-3

Conference Record: 3-2 (3rd Place tie)

Date	Rank	Opponent	Result	Attend.
Sept. 26		Great Lakes	W, 9-0	17,031
Oct. 3		Mich. State	W, 20-0	40,023
Oct. 10		Iowa Pre-Flight	L, 14-26	36,839
Oct. 17	3/-	Northwestern	W, 34-16	32,188
Oct. 24	4/13	at Minnesota	L, 14-16	49,181
Oct. 31	13/12	Illinois (HC)	W, 28-14	33,826
Nov. 7	11/-	Harvard	W, 35-7	25,305
Nov. 14	6/4	at Notre Dame	W, 32-20	54,412c.
Nov. 21	4/5	at Ohio State	L, 7-21	71,691
Nov. 28	9/-	Iowa	W, 28-14	20,923
TOTALS		221-134	381,419	

Final Rankings: AP, No. 9

ALL-TIME SCORES

1943

BIG TEN CHAMPIONS

Coach: Herbert O. "Fritz" Crisler

Captain: Paul White

Season Record: 8-1

Conference Record: 6-0 (1st Place tie)

Date	Rank	Opponent	Result	Attend.
Sept. 18		at Camp Grant	W, 26-0	11,000
Sept. 25		Western Mich.	W, 57-6	14,008
Oct. 2		at Northwestern	W, 21-7	32,077
Oct. 9	2/1	Notre Dame	L, 12-35	86,408c.
Oct. 23	10/11	Minnesota (HC)	W, 49-6	42,966
Oct. 30	7/-	at Illinois	W, 42-6	15,724
Nov. 6	6/-	Indiana	W, 23-6	19,759
Nov. 13	4/-	Wisconsin	W, 27-0	15,047
Nov. 20	4/-	Ohio State	W, 45-7	39,139
TOTALS			302-73	276,128

Final Rankings: AP, No. 3

1944

Coach: Herbert O. "Fritz" Crisler

Captain: Bob Wiese

Season Record: 8-2

Conference Record: 5-2 (2nd Place)

Date	Rank	Opponent	Result	Attend.
Sept. 16		Iowa Pre-Flight	W, 12-7	20,243
Sept. 23		at Marquette (nt)	W, 14-0	12,366
Sept. 30		Indiana	L, 0-20	18,477
Oct. 7		at Minnesota	W, 28-13	37,256
Oct. 14	12/-	Northwestern	W, 27-0	30,861
Oct. 28	-/10	Purdue	W, 40-14	44,276
Nov. 4	10/-	at Pennsylvania	W, 41-19	39,557
Nov. 11	8/10	Illinois (HC)	W, 14-0	43,922
Nov. 18	5/-	Wisconsin	W, 14-0	20,885
Nov. 25	6/3	at Ohio State	L, 14-18	70,449
TOTALS			204-91	338,292

Final Rankings: AP, No. 8

1945

Coach: Herbert O. "Fritz" Crisler

Captain: Joe Ponsoetto

Season Record: 7-3

Conference Record: 5-1 (2nd Place)

Date	Rank	Opponent	Result	Attend.
Sept. 15		Great Lakes	W, 27-2	26,076
Sept. 22		Indiana	L, 7-13	27,536
Sept. 29		Mich. State	W, 40-0	37,694
Oct. 6		at Northwestern	W, 20-7	32,772
Oct. 13	9/1	Army 1	L, 7-28	62,878c.
Oct. 27	16/-	at Illinois	W, 19-0	54,085
Nov. 3	10/16	Minnesota	W, 26-0	84,472
Nov. 10	7/4	Navy 2	L, 7-33	56,880
Nov. 17	14/11	Purdue	W, 27-13	48,528
Nov. 24	8/7	Ohio State (HC)	W, 7-3	85,200
TOTALS			187-99	516,121

1 - Yankee Stadium, New York, New York

2 - Baltimore Stadium, Baltimore, Maryland

Final Rankings: AP, No. 6

1946

Coach: Herbert O. "Fritz" Crisler

Captain: Art Renner

Season Record: 6-2-1

Conference Record: 5-1-1 (2nd Place)

Date	Rank	Opponent	Result	Attend.
Sept. 28		Indiana	W, 21-0	71,660
Oct. 5		Iowa	W, 14-7	56,515
Oct. 12	4/2	Army	L, 13-20	85,938c.
Oct. 19	5/10	Northwestern	T, 14-14	74,089
Oct. 26	8/-	Illinois (HC)	L, 9-13	85,938c.
Nov. 2	13/-	at Minnesota	W, 21-0	58,476
Nov. 9	11/-	Mich. State	W, 55-7	76,373
Nov. 16	10/-	Wisconsin	W, 28-6	64,085
Nov. 23	8/-	at Ohio State	W, 58-6	79,735c.
TOTALS			233-73	652,809

Final Rankings: AP, No. 6

1947

NATIONAL CHAMPIONS

BIG TEN CHAMPIONS

Coach: Herbert O. "Fritz" Crisler

Captain: Bruce Hilkene

Season Record: 10-0

Conference Record: 6-0 (1st Place)

Date	Rank	Opponent	Result	Attend.
Sept. 27		Mich. State	W, 55-0	72,015
Oct. 4		Stanford	W, 49-13	66,779
Oct. 11	2/-	Pittsburgh	W, 69-0	60,085
Oct. 18	1/-	at Northwestern	W, 49-21	47,260
Oct. 25	1/-	Minnesota (HC)	W, 13-6	85,938c.
Nov. 1	2/11	at Illinois	W, 14-7	68,487
Nov. 8	2/-	Indiana	W, 35-0	85,938c.
Nov. 15	2/-	at Wisconsin	W, 40-6	42,335
Nov. 22	1/-	Ohio State	W, 21-0	85,938c.
Jan. 1	2/8	USC 1	W, 49-0	87,516c.
TOTALS			394-53	702,291

1 - Rose Bowl, Pasadena, California

Final Rankings: AP, No. 1

NOTE: Michigan was No. 2 in the final regular season poll, but was ranked No. 1 in an unprecedented Associated Press "Who's No. 1?" post-bowl poll.

1948

NATIONAL CHAMPIONS

BIG TEN CHAMPIONS

Coach: Bennie G. Oosterbaan

Captain: Dominic Tomasi

Season Record: 9-0

Conference Record: 6-0 (1st Place)

Date	Rank	Opponent	Result	Attend.
Sept. 25		at Mich. State	W, 13-7	51,526c.
Oct. 2		Oregon	W, 14-0	66,642
Oct. 9	7/15	at Purdue	W, 40-0	47,152c.
Oct. 16	4/3	Northwestern	W, 28-0	85,782c.
Oct. 23	1/13	at Minnesota	W, 27-14	64,076c.
Oct. 30	1/-	Illinois (HC)	W, 28-20	85,782c.
Nov. 6	2/-	Navy	W, 35-0	85,808c.
Nov. 13	1/-	Indiana	W, 54-0	84,043
Nov. 20	1/18	at Ohio State	W, 13-3	78,603c.
TOTALS			252-44	649,414

Final Rankings: AP, No. 1

1949

BIG TEN CHAMPIONS

Coach: Bennie G. Oosterbaan

Captain: Alvin Wistert

Season Record: 6-2-1

Conference Record: 4-1-1 (1st Place tie)

Date	Rank	Opponent	Result	Attend.
Sept. 24		Mich. State	W, 7-3	97,239c.
Oct. 1		at Stanford	W, 27-7	87,123c.
Oct. 8	1/7	Army	L, 7-21	97,239c.
Oct. 15	7/-	at Northwestern	L, 20-21	54,816c.
Oct. 22	12/3	Minnesota (HC)	W, 14-7	97,239c.
Oct. 29	6/-	at Illinois	W, 13-0	71,119c.
Nov. 5	5/-	Purdue	W, 20-12	95,207
Nov. 12	5/-	Indiana	W, 20-7	79,200
Nov. 19	5/7	Ohio State	T, 7-7	97,239c.
TOTALS			135-85	776,421

Final Rankings: AP, No. 7

1950

BIG TEN CHAMPIONS

Coach: Bennie G. Oosterbaan

Captain: Al Wahl

Season Record: 6-3-1

Conference Record: 4-1-1 (1st Place)

Date	Rank	Opponent	Result	Attend.
Sept. 30	3/19	Michigan State	L, 7-14	96,602
Oct. 7	19/-	Dartmouth	W, 27-7	70,262
Oct. 14	18/1	Army 1	L, 6-27	61,472c.
Oct. 21	-/16	Wisconsin (HC)	W, 26-13	88,657
Oct. 28	14/-	at Minnesota	T, 7-7	59,412

Nov. 4	-/10	Illinois	L, 0-7	96,517
Nov. 11	-/-	Indiana	W, 20-7	65,754
Nov. 18	-/-	Northwestern	W, 34-23	75,075
Nov. 25	-/8	at Ohio State	W, 9-3	79,868
Jan. 1	9/5	California 2	W, 14-6	98,939c.
TOTALS			150-114	792,558

1 - Yankee Stadium, New York, New York

2 - Rose Bowl, Pasadena, California

Final Rankings: AP, No. 9; UPI, No. 6

1951

Coach: Bennie G. Oosterbaan

Captain: Bill Putich

Season Record: 4-5

Conference Record: 4-2 (4th Place)

Date	Rank	Opponent	Result	Attend.
Sept. 29	17/2	Mich. State	L, 0-25	96,541
Oct. 6	-/-	Stanford	L, 13-23	54,824
Oct. 13	-/-	Indiana	W, 33-14	60,165
Oct. 20	-/-	at Iowa	W, 21-0	45,215
Oct. 27	-/-	Minnesota (HC)	W, 54-27	83,060
Nov. 3	15/3	at Illinois	L, 0-7	68,997c.
Nov. 10	-/-	at Cornell	L, 7-20	33,752
Nov. 17	-/-	Northwestern	L, 0-6	57,634
Nov. 24	-/-	Ohio State	W, 7-0	93,411
TOTALS			135-122	593,599

1952

Coach: Bennie G. Oosterbaan

Captain: Merritt Green

Season Record: 5-4

Conference Record: 4-2 (4th Place tie)

Date	Rank	Opponent	Result	Attend.
Sept. 27	-/1	Mich. State	L, 13-27	96,490
Oct. 4	-/-	at Stanford	L, 7-14	25,000
Oct. 11	-/-	Indiana	W, 28-13	53,840
Oct. 18	-/-	at Northwestern	W, 48-14	40,000
Oct. 25	19/-	Minnesota (HC)	W, 21-0	72,404
Nov. 1	15/-	Illinois	L, 13-22	65,595
Nov. 8	-/-	Cornell	W, 49-7	48,614
Nov. 15	20/10	Purdue	W, 21-10	58,964
Nov. 22	12/-	at Ohio State	L, 7-27	81,541c.
TOTALS			207-134	542,448

1953

Coach: Bennie G. Oosterbaan

Captain: Dick O'Shaughnessy

Season Record: 6-3

Conference Record: 3-3 (5th Place tie)

Date	Rank	Opponent	Result	Attend.
Sept. 26	-/-	Washington	W, 50-0	44,086
Oct. 3	4/-	Tulane	W, 26-7	51,960
Oct. 10	5/-	Iowa	W, 14-13	49,551
Oct. 17	5/-	Northwestern	W, 20-12	64,420
Oct. 24	5/-	at Minnesota	L, 0-22	62,795
Oct. 31	16/-	Pennsylvania(HC)	W, 24-14	56,795
Nov. 7	17/4	at Illinois	L, 3-19	69,507c.
Nov. 14	-/4	at Mich. State	L, 6-14	51,421c.
Nov. 21	-/-	Ohio State	W, 20-0	87,048
TOTALS			163-101	537,583

Final Rankings: AP, No. 20; UPI, No. 19

1954

Coach: Bennie G. Oosterbaan

Captain: Ted Cachey

Season Record: 6-3

Conference Record: 5-2 (2nd Place tie)

Date	Rank	Opponent	Result	Attend.
Sept. 25	-/-	at Washington	W, 14-0	35,076
Oct. 2	-/-	Army	L, 7-26	69,161
Oct. 9	-/4	Iowa	W, 14-13	64,283
Oct. 16	-/-	at Northwestern	W, 7-0	32,972
Oct. 23	-/8	Minnesota (HC)	W, 34-0	70,740
Oct. 30	11/-	Indiana	L, 9-13	49,817
Nov. 6	-/-	Illinois	W, 14-7	58,777
Nov. 13	-/-	Mich. State	W, 33-7	97,239c.
Nov. 20	12/1	at Ohio State	L, 7-21	78,447
TOTALS			139-87	556,512

Final Rankings: AP, No. 15; UPI, No. 15

ALL-TIME SCORES

SCHOOL NAME CHANGES

The following schools have changed names since Michigan first played the institution:

- Michigan Agricultural College became Michigan State University in 1925.
- Oklahoma A&M became Oklahoma State in 1959.
- Central State Teachers College became Central Michigan in 1959.
- Case and Western Reserve merged to become Case Western Reserve in 1967.
- Western State became Western Michigan in 1959.
- Michigan Normal became Eastern Michigan in 1956.
- Kentucky State became Kentucky in 1916.

1955

Coach: Bennie G. Oosterbaan

Captain: Ed Meads

Season Record: 7-2

Conference Record: 5-2 (3rd Place)

Date.....Rank...Opponent.....Result.....Attend.
Preseason 3

Sept. 24	4/-	Missouri	W, 42-7	51,801
Oct. 1	2/-	Mich. State	W, 14-7	97,239c.
Oct. 8	2/6	Army	W, 26-2	97,366c.
Oct. 15	1/-	Northwestern	W, 14-2	67,074
Oct. 22	1/-	at Minnesota	W, 14-13	63,530
Oct. 29	3/-	Iowa (HC)	W, 33-21	73,275
Nov. 5	3/-	at Illinois	L, 6-25	56,056
Nov. 12	7/-	Indiana	W, 30-0	61,019
Nov. 19	6/9	Ohio State	L, 0-17	97,369c.
TOTALS			179-94	664,729

Final Rankings: AP, No. 12; UPI, No. 13

1956

Coach: Bennie G. Oosterbaan

Captain: Tom Maentz

Season Record: 7-2

Conference Record: 5-2 (2nd Place)

Date.....Rank...Opponent.....Result.....Attend.
Preseason 8

Sept. 29	13/-	UCLA	W, 42-13	70,159
Oct. 6	5/2	Mich. State	L, 0-9	101,001c.
Oct. 13	12/15	Army	W, 48-14	93,402
Oct. 20	8/-	Northwestern	W, 34-20	81,718
Oct. 27	5/-	Minnesota (HC)	L, 7-20	85,566
Nov. 3	17/7	at Iowa	W, 17-14	55,896
Nov. 10	10/-	Illinois	W, 17-7	75,735
Nov. 17	10/-	Indiana	W, 49-26	58,515
Nov. 24	9/12	at Ohio State	W, 19-0	78,830
TOTALS			233-123	700,822

Final Rankings: AP, No. 7; UPI, No. 7

1957

Coach: Bennie G. Oosterbaan

Captain: Jim Orwig

Season Record: 5-3-1

Conference Record: 3-3-1 (6th Place)

Date.....Rank...Opponent.....Result.....Attend.
Preseason 6

Sept. 28	10/-	at USC	W, 16-6	43,569
Oct. 5	10/-	Georgia	W, 26-0	84,165
Oct. 12	6/2	Mich. State	L, 6-35	101,001c.
Oct. 19	18/-	Northwestern(HC)	W, 34-14	71,513
Oct. 26	20/14	at Minnesota	W, 24-7	63,523
Nov. 2	12/3	Iowa	T, 21-21	90,583
Nov. 9	11/-	at Illinois	L, 19-20	47,886
Nov. 16	18/-	Indiana	W, 27-13	56,616
Nov. 23	19/3	Ohio State	L, 14-31	101,001c.
TOTALS			187-147	659,857

1958

Coach: Bennie G. Oosterbaan

Captain: John Herrnstein

Season Record: 2-6-1

Conference Record: 1-5-1 (8th Place)

Date.....Rank...Opponent.....Result.....Attend.				
Sept. 27	-/-	USC	W, 20-19	76,603
Oct. 4	16/14	at Mich. State	T, 12-12	75,071c.
Oct. 11	14/12	Navy	L, 14-20	80,756
Oct. 18	19/17	at Northwestern	L, 24-55	34,852
Oct. 25	-/-	Minnesota (HC)	W, 20-19	72,591
Nov. 1	-/2	Iowa	L, 14-37	68,918
Nov. 8	-/-	Illinois	L, 8-21	58,608
Nov. 15	-/3	Indiana	L, 6-8	47,590
Nov. 22	-/11	at Ohio State	L, 14-20	79,771c.
TOTALS			132-211	594,760

1959

Coach: Chalmers "Bump" Elliott

Captain: George Genyk

Season Record: 4-5

Conference Record: 3-4 (7th Place)

Date.....Rank...Opponent.....Result.....Attend.				
Sept. 26	-/-	Missouri	L, 15-20	52,756
Oct. 3	-/-	Mich. State	L, 8-34	103,234c.
Oct. 10	-/-	Oregon State	W, 18-7	76,020
Oct. 17	-/2	Northwestern	L, 7-20	68,393
Oct. 24	-/-	at Minnesota	W, 14-6	56,082
Oct. 31	-/10	Wisconsin (HC)	L, 10-19	68,756
Nov. 7	-/-	at Illinois	W, 20-15	44,768
Nov. 14	-/-	at Indiana	L, 7-26	24,171
Nov. 21	-/-	Ohio State	W, 23-14	88,804
TOTALS			122-161	582,984

1960

Coach: Chalmers "Bump" Elliott

Captain: Gerald Smith

Season Record: 5-4

Conference Record: 2-4 (5th Place)

Date.....Rank...Opponent.....Result.....Attend.				
Sept. 24	-/-	Oregon	W, 21-0	48,021
Oct. 1	-/-	at Mich. State	L, 17-24	76,490c.
Oct. 8	-/-	Duke	W, 31-6	77,183
Oct. 15	-/-	Northwestern	W, 14-7	63,027
Oct. 22	-/6	Minnesota (HC)	L, 0-10	71,752
Oct. 29	-/-	at Wisconsin	L, 13-16	57,629
Nov. 5	-/-	Illinois	W, 8-7	63,665
Nov. 12	-/-	Indiana	W, 29-7	51,584
Nov. 19	-/10	at Ohio State	L, 0-7	83,107c.
TOTALS			133-84	592,458

1961

Coach: Chalmers "Bump" Elliott

Captain: George Mans

Season Record: 6-3

Conference Record: 3-3 (6th Place)

Date.....Rank...Opponent.....Result.....Attend.				
Sept. 30	-/9	UCLA	W, 29-6	73,019
Oct. 7	9/-	Army	W, 38-8	65,012
Oct. 14	6/5	Mich. State	L, 0-28	103,198c.
Oct. 21	-/-	Purdue (HC)	W, 16-14	66,805
Oct. 28	-/-	at Minnesota	L, 20-23	63,898
Nov. 4	-/-	Duke	W, 28-14	56,488
Nov. 11	-/-	at Illinois	W, 38-6	40,179
Nov. 18	-/-	Iowa	W, 23-14	61,925
Nov. 25	-/2	Ohio State	L, 20-50	80,444
TOTALS			212-163	610,968

1962

Coach: Chalmers "Bump" Elliott

Captain: Bob Brown

Season Record: 2-7

Conference Record: 1-6 (10th Place)

Date.....Rank...Opponent.....Result.....Attend.				
Sept. 29	-/-	Nebraska	L, 13-25	70,287
Oct. 6	-/10	Army	W, 17-7	70,749
Oct. 13	-/-	at Mich. State	L, 0-28	77,501c.
Oct. 20	-/-	at Purdue	L, 0-37	48,907
Oct. 27	-/-	Minnesota (HC)	L, 0-17	65,484
Nov. 3	-/-	Wisconsin	L, 12-34	53,789
Nov. 10	-/-	Illinois	W, 14-10	49,756
Nov. 17	-/-	at Iowa	L, 14-28	52,880
Nov. 24	-/-	at Ohio State	L, 0-28	82,349c.
TOTALS			70-214	571,702

1963

Coach: Chalmers "Bump" Elliott

Captain: Joe O'Donnell

Season Record: 3-4-2

Conference Record: 2-3-2 (5th Place tie)

Date.....Rank...Opponent.....Result.....Attend.				
Sept. 28	-/-	Southern Meth.	W, 27-16	63,659
Oct. 5	-/6	Navy	L, 13-26	55,877
Oct. 12	-/2	Mich. State	T, 7-7	101,450c.
Oct. 19	-/-	Purdue	L, 12-23	45,557
Oct. 26	-/-	at Minnesota	L, 0-6	62,107
Nov. 2	-/-	Northwestern(HC)	W, 27-6	51,088
Nov. 9	-/2	at Illinois	W, 14-8	55,810
Nov. 16	-/2	Iowa	T, 21-21	46,582
Nov. 30	-/-	Ohio State	L, 10-14	36,424
TOTALS			131-127	518,554

NOTE: The Ohio State game was moved back one week from Nov. 23 due to the assassination of President John F. Kennedy.

1964

BIG TEN CHAMPIONS

Coach: Chalmers "Bump" Elliott

Captain: Jim Conley

Season Record: 9-1

Conference Record: 6-1 (1st Place)

Date.....Rank...Opponent.....Result.....Attend.				
Sept. 26	-/-	Air Force Acad.	W, 24-7	69,888
Oct. 3	8/6	Navy	W, 21-0	70,608
Oct. 10	7/9	at Mich. State	W, 17-10	78,234c.
Oct. 17	5/-	Purdue	L, 20-21	60,924
Oct. 24	-/-	Minnesota (HC)	W, 19-12	61,859
Oct. 31	-/-	Northwestern	W, 35-0	54,615
Nov. 7	-/-	Illinois	W, 21-6	62,415
Nov. 14	6/-	at Iowa	W, 34-20	56,791
Nov. 21	6/7	at Ohio State	W, 10-0	84,685c.
Jan. 1	4/8	Oregon State 1	W, 34-7	100,423c.
TOTALS			235-83	700,442

1 - Rose Bowl, Pasadena, California

Final Rankings: AP, No. 4; UPI, No. 4

1965

Coach: Chalmers "Bump" Elliott

Captain: Tom Cecchini

Season Record: 4-6

Conference Record: 2-5 (7th Place tie)

Date.....Rank...Opponent.....Result.....Attend.				
Sept. 18	4/-	at North Carolina	W, 31-24	41,000
Sept. 25	4/-	California	W, 10-7	81,417
Oct. 2	7/-	Georgia	L, 7-15	59,470
Oct. 9	-/5	Mich. State	L, 7-24	103,219c.
Oct. 16	-/7	Purdue (HC)	L, 15-17	85,905
Oct. 23	-/-	at Minnesota	L, 13-14	58,519
Oct. 30	-/-	Wisconsin	W, 50-14	66,907
Nov. 6	-/-	at Illinois	W, 23-3	50,136
Nov. 13	-/-	at Northwestern	L, 22-34	40,007
Nov. 20	-/-	Ohio State	L, 7-9	77,733
TOTALS			185-161	664,313

ALL-TIME SCORES

1966

Coach: Chalmers "Bump" Elliott
 Captain: Jack Clancy
 Season Record: 6-4
 Conference Record: 4-3 (3rd Place tie)

Date	Rank	Opponent	Result	Attend.
Sept. 17	-/-	Oregon State	W, 41-0	56,097
Sept. 24	9/-	at California	W, 17-7	41,302
Oct. 1	8/-	North Carolina	L, 7-21	88,233
Oct. 8	-/1	at Mich. State	L, 7-20	78,833c.
Oct. 15	-/9	Purdue	L, 21-22	79,642
Oct. 22	-/-	Minnesota (HC)	W, 49-0	71,749
Oct. 29	-/-	at Wisconsin	W, 28-17	51,861
Nov. 5	-/-	Illinois	L, 21-28	59,322
Nov. 12	-/-	Northwestern	W, 28-20	58,556
Nov. 19	-/-	at Ohio State	W, 17-3	83,403c.
TOTALS			236-138	668,998

1967

Coach: Chalmers "Bump" Elliott
 Captain: Joe Dayton
 Season Record: 4-6
 Conference Record: 3-4 (5th Place tie)

Date	Rank	Opponent	Result	Attend.
Sept. 23	-/-	Duke	W, 10-7	79,492
Sept. 30	-/-	at California	L, 9-10	41,034
Oct. 7	-/-	Navy	L, 21-26	72,361
Oct. 14	-/-	Mich. State	L, 0-34	103,210c.
Oct. 21	-/-	Indiana (HC)	L, 20-27	65,759
Oct. 28	-/-	at Minnesota	L, 15-20	50,006
Nov. 4	-/-	Northwestern	W, 7-3	62,063
Nov. 11	-/-	at Illinois	W, 21-14	44,236
Nov. 18	-/-	at Wisconsin	W, 27-14	44,721
Nov. 25	-/-	Ohio State	L, 14-24	64,144
TOTALS			144-179	627,026

1968

Coach: Chalmers "Bump" Elliott
 Captain: Ron Johnson
 Season Record: 8-2
 Conference Record: 6-1 (2nd Place)

Date	Rank	Opponent	Result	Attend.
Sept. 21	-/-	California	L, 7-21	71,386
Sept. 28	-/-	at Duke	W, 31-10	25,000
Oct. 5	-/-	Navy	W, 32-9	56,501
Oct. 12	-/12	Mich. State	W, 28-14	102,785c.
Oct. 19	18/19	at Indiana	W, 27-22	51,951c.
Oct. 26	12/-	Minnesota (HC)	W, 33-20	69,384
Nov. 2	9/-	at Northwestern	W, 35-0	40,101
Nov. 9	7/-	Illinois	W, 36-0	56,775
Nov. 16	4/-	Wisconsin	W, 34-9	51,117
Nov. 23	4/2	at Ohio State	L, 14-50	85,371c.
TOTALS			277-155	610,371

Final Rankings: AP, No. 12; UPI, No. 15

1969

BIG TEN CHAMPIONS
 Coach: Glenn E. "Bo" Schembechler
 Captain: Jim Mandich
 Season Record: 8-3
 Conference Record: 6-1 (1st Place tie)

Date	Rank	Opponent	Result	Attend.
Sept. 20	-/-	Vanderbilt	W, 42-14	70,183
Sept. 27	20/-	Washington	W, 45-7	49,684
Oct. 4	13/9	Missouri	L, 17-40	64,476
Oct. 11	-/9	Purdue	W, 31-20	80,411
Oct. 18	13/-	at Mich. State	L, 12-23	79,368c.
Oct. 25	-/-	at Minnesota	W, 35-9	44,028
Nov. 1	20/-	Wisconsin (HC)	W, 35-7	60,438
Nov. 8	18/-	at Illinois	W, 57-0	35,270
Nov. 15	14/-	at Iowa	W, 51-6	45,981
Nov. 22	12/1	Ohio State	W, 24-12	103,588c.
Jan. 1	7/5	USC 1	L, 3-10	103,878c.
TOTALS			352-148	737,305

1 - Rose Bowl, Pasadena, California
 Final Rankings: AP, No. 9; UPI, No. 8

1970

Coach: Glenn E. "Bo" Schembechler
 Captains: Don Moorhead and Henry Hill
 Season Record: 9-1
 Conference Record: 6-1 (2nd Place tie)

Date	Rank	Opponent	Result	Attend.
Sept. 19	8/-	Arizona	W, 20-9	80,386
Sept. 26	10/-	at Washington	W, 17-3	57,500
Oct. 3	9/-	Texas A&M	W, 14-10	71,732
Oct. 10	7/-	at Purdue	W, 29-0	69,022
Oct. 17	6/-	Mich. State	W, 34-20	103,580c.
Oct. 24	5/-	Minnesota (HC)	W, 39-13	83,496
Oct. 31	5/-	at Wisconsin	W, 29-15	72,389
Nov. 7	5/-	Illinois	W, 42-0	70,781
Nov. 14	5/-	Iowa	W, 55-0	66,189
Nov. 21	4/5	at Ohio State	L, 9-20	87,331c.
TOTALS			288-90	762,406

Final Rankings: AP, No. 9; UPI, No. 7

1971

BIG TEN CHAMPIONS
 Coach: Glenn E. "Bo" Schembechler
 Captains: Frank Gusich and Guy Murdock
 Season Record: 11-1
 Conference Record: 8-0 (1st Place)

Date	Rank	Opponent	Result	Attend.
Sept. 11	4/20	at Northwestern	W, 21-6	42,472
Sept. 18	4/-	Virginia	W, 56-0	81,391
Sept. 25	4/-	UCLA	W, 38-0	89,177
Oct. 2	2/-	Navy	W, 46-0	68,168
Oct. 9	2/-	at Mich. State	W, 24-13	80,093c.
Oct. 16	3/-	Illinois	W, 35-6	73,406
Oct. 23	3/-	at Minnesota	W, 35-7	44,176
Oct. 30	3/-	Indiana (HC)	W, 61-7	75,751
Nov. 6	3/-	Iowa	W, 63-7	72,467
Nov. 13	3/-	at Purdue	W, 20-17	65,254
Nov. 20	3/-	Ohio State	W, 10-7	104,016c.
Jan. 1	4/16	Stanford 1	L, 12-13	103,154c.
TOTALS			421-83	899,525

1 - Rose Bowl, Pasadena, California
 Final Rankings: AP, No. 6; UPI, No. 4

1972

BIG TEN CHAMPIONS
 Coach: Glenn E. "Bo" Schembechler
 Captains: Tom Coyle and Randy Logan
 Season Record: 10-1
 Conference Record: 7-1 (1st Place tie)

Date	Rank	Opponent	Result	Attend.
Sept. 16	11/-	Northwestern	W, 7-0	71,757
Sept. 23	12/6	at UCLA(nt)	W, 26-9	57,129
Sept. 30	8/18	Tulane	W, 41-7	84,162
Oct. 7	5/-	Navy	W, 35-7	81,131
Oct. 14	5/-	Michigan State	W, 10-0	103,735c.
Oct. 21	6/-	at Illinois	W, 31-7	64,290
Oct. 28	5/-	Minnesota (HC)	W, 42-0	84,190
Nov. 4	4/-	at Indiana	W, 21-7	41,336
Nov. 11	4/-	at Iowa	W, 31-0	43,176
Nov. 18	3/-	Purdue	W, 9-6	88,423
Nov. 25	3/9	at Ohio State	L, 11-14	87,040c.
TOTALS			264-57	806,369

Final Rankings: AP, No. 6; UPI, No. 6

1973

BIG TEN CHAMPIONS
 Coach: Glenn E. "Bo" Schembechler
 Captains: Dave Gallagher and Paul Seal
 Season Record: 10-0-1
 Conference Record: 7-0-1 (1st Place tie)

Date	Rank	Opponent	Result	Attend.
Sept. 15	5/-	at Iowa	W, 31-7	52,105
Sept. 22	5/-	Stanford	W, 47-10	80,177
Sept. 29	4/-	Navy	W, 14-0	88,042
Oct. 6	5/-	Oregon	W, 24-0	81,113
Oct. 13	5/-	at Mich. State	W, 31-0	78,263c.

Oct. 20	4/-	Wisconsin (HC)	W, 35-6	87,723
Oct. 27	4/-	at Minnesota	W, 34-7	44,435
Nov. 3	4/-	Indiana	W, 49-13	76,432
Nov. 10	4/-	Illinois	W, 21-6	76,461
Nov. 17	4/-	at Purdue	W, 34-9	56,485
Nov. 24	4/1	Ohio State	T, 10-10	105,223c.
TOTALS			330-68	826,459

Final Rankings: AP, No. 6; UPI, No. 6

1974

BIG TEN CHAMPIONS
 Coach: Glenn E. "Bo" Schembechler
 Captains: Dennis Franklin and David Brown
 Season Record: 10-1
 Conference Record: 7-1 (1st Place tie)

Date	Rank	Opponent	Result	Attend.
Sept. 14	6/-	Iowa	W, 24-7	76,802
Sept. 21	6/-	Colorado	W, 31-0	91,203
Sept. 28	5/-	Navy	W, 52-0	104,232c.
Oct. 5	4/-	at Stanford	W, 27-16	52,500
Oct. 12	4/-	Michigan State	W, 21-7	104,682c.
Oct. 19	3/-	at Wisconsin	W, 24-20	78,911c.
Oct. 26	3/-	Minnesota (HC)	W, 49-0	96,284
Nov. 2	3/-	at Indiana	W, 21-7	32,873
Nov. 9	4/-	at Illinois	W, 14-6	60,670
Nov. 16	3/-	Purdue	W, 51-0	88,902
Nov. 23	3/4	at Ohio State	L, 10-12	88,243c.
TOTALS			324-75	875,302

Final Rankings: AP, No. 3; UPI, No. 5

1975

Coach: Glenn E. "Bo" Schembechler
 Captains: Kirk Lewis and Don Dufek
 Season Record: 8-2-2
 Conference Record: 7-1 (2nd Place)

Date	Rank	Opponent	Result	Attend.
Preseason 3				
Sept. 13	2/-	at Wisconsin	W, 23-6	79,022c.
Sept. 20	2/-	Stanford	T, 19-19	92,304
Sept. 27	9/-	Baylor	T, 14-14	104,248c.
Oct. 4	12/5	Missouri	W, 31-7	104,578c.
Oct. 11	8/15	at Mich. State	W, 16-6	79,776c.
Oct. 18	7/-	Northwestern	W, 69-0	86,201
Oct. 25	7/-	Indiana (HC)	W, 55-7	93,857
Nov. 1	7/-	at Minnesota	W, 28-21	33,191
Nov. 8	6/-	Purdue	W, 28-0	102,415c.
Nov. 15	4/-	at Illinois	W, 21-15	45,077
Nov. 22	4/1	Ohio State	L, 14-21	105,543c.
Jan. 1	5/3	Oklahoma 1	L, 6-14	80,307c.
TOTALS			324-130	1,006,519

1 - Orange Bowl, Miami, Florida
 Final Rankings: AP, No. 8; UPI, No. 8

CONSECUTIVE 100,000+ CROWDS

When Michigan defeated Indiana 55-7 on Oct. 25, 1975, not much note was taken of the attendance figure of 93,857. However, 42 years later this game against the Hoosiers is still noted as the last time that U-M failed to draw a crowd of 100,000 to a Wolverine home game. Three decades and 279 games have passed since the streak began, as the Wolverines drew a capacity crowd of 102,415 to the Nov. 8, 1975 game vs. Purdue.

ALL-TIME SCORES

1976

BIG TEN CHAMPIONS

Coach: Glenn E. "Bo" Schembechler
Captains: Rob Lytle, Calvin O'Neal, Kirk Lewis
Season Record: 10-2

Conference Record: 7-1 (1st Place tie)

Date	Rank	Opponent	Result	Attend.
Sept. 11	2/-	Wisconsin	W, 40-27	101,347
Sept. 18	1/-	Stanford	W, 51-0	103,741c
Sept. 25	1/-	Navy	W, 70-14	101,040
Oct. 2	1/-	Wake Forest	W, 31-0	103,241c
Oct. 9	1/-	Mich. State	W, 42-10	104,211c
Oct. 16	1/-	at Northwestern	W, 38-7	31,045
Oct. 23	1/-	at Indiana	W, 35-0	39,385
Oct. 30	1/-	Minnesota (HC)	W, 45-0	104,426c
Nov. 6	1/-	at Purdue	L, 14-16	57,205
Nov. 13	4/-	Illinois	W, 38-7	104,107c
Nov. 20	4/8	at Ohio State	W, 22-0	88,250c
Jan. 1	2/3	USC 1	L, 6-14	106,182c
TOTALS			432-95	1,044,180

1 - Rose Bowl, Pasadena, California
Final Rankings: AP, No. 3; UPI, No. 3

1977

BIG TEN CHAMPIONS

Coach: Glenn E. "Bo" Schembechler
Captains: Dwight Hicks and Walt Downing
Season Record: 10-2

Conference Record: 7-1 (1st Place tie)

Date	Rank	Opponent	Result	Attend.
Sept. 10	2/-	at Illinois	W, 37-9	60,477
Sept. 17	1/-	Duke	W, 21-9	104,072c
Sept. 24	1/-	Navy	W, 14-7	101,800c
Oct. 1	3/5	Texas A&M	W, 41-3	104,802c
Oct. 8	3/5	at Mich. State	W, 24-14	78,183c
Oct. 15	1/14	Wisconsin	W, 56-0	104,892c
Oct. 22	1/-	at Minnesota	L, 0-16	44,165
Oct. 29	6/-	Iowa (HC)	W, 23-6	104,617c
Nov. 5	6/-	Northwestern	W, 63-20	103,211c
Nov. 12	6/-	at Purdue	W, 40-7	68,003
Nov. 19	5/4	Ohio State	W, 14-6	106,024c
Jan. 2	4/13	Washington 1	L, 20-27	105,312c
TOTALS			353-124	1,085,558

1 - Rose Bowl, Pasadena, California
Final Rankings: AP, No. 9; UPI, No. 8

1978

BIG TEN CHAMPIONS

Coach: Glenn E. "Bo" Schembechler
Captains: Russell Davis and Jerry Meter
Season Record: 10-2

Conference Record: 7-1 (1st Place tie)

Date	Rank	Opponent	Result	Attend.
Sept. 16	4/-	Illinois	W, 31-0	104,102c
Sept. 23	5/14	at Notre Dame	W, 28-14	59,075c
Sept. 30	4/-	Duke	W, 52-0	104,832c
Oct. 7	3/-	Arizona	W, 21-17	104,913c
Oct. 14	5/-	Mich. State	L, 15-24	105,132c
Oct. 21	9/-	at Wisconsin	W, 42-0	80,024c
Oct. 28	8/-	Minnesota (HC)	W, 42-10	105,308c
Nov. 4	8/-	at Iowa	W, 34-0	49,120
Nov. 11	7/-	at Northwestern	W, 59-14	27,013
Nov. 18	7/15	Purdue	W, 24-6	105,410c
Nov. 25	6/16	at Ohio State	W, 14-3	88,358c
Jan. 1	5/3	USC 1	L, 10-17	105,629c
TOTALS			372-105	1,038,916

1 - Rose Bowl, Pasadena, California
Final Rankings: AP, No. 5; UPI, No. 5

1979

Coach: Glenn E. "Bo" Schembechler
Captains: John Arbezniak and Ron Simpkins
Season Record: 8-4

Conference Record: 6-2 (3rd Place)

Date	Rank	Opponent	Result	Attend.
Sept. 8	7/-	Northwestern	W, 49-7	100,790
Sept. 15	6/9	Notre Dame	L, 10-12	105,111c
Sept. 22	11/-	Kansas	W, 28-7	103,698c
Sept. 29	11/-	at California	W, 14-10	57,000c
Oct. 6	11/16	at Mich. State	W, 21-7	79,311c
Oct. 13	11/-	Minnesota	W, 31-21	104,677c
Oct. 20	11/-	at Illinois	W, 27-7	43,370
Oct. 27	10/-	Indiana (HC)	W, 27-21	104,832c
Nov. 3	10/-	Wisconsin	W, 54-0	104,952c
Nov. 10	10/14	at Purdue	L, 21-24	69,829c
Nov. 17	13/2	Ohio State	L, 15-18	106,255c
Dec. 28	14/-	N. Carolina 1	L, 15-17	70,407
TOTALS			312-151	1,050,232

1 - Gator Bowl, Jacksonville, Florida
Final Rankings: AP, No. 18; UPI, No. 19

1980

BIG TEN CHAMPIONS

Coach: Glenn E. "Bo" Schembechler
Captains: Andy Cannavino and George Lilja
Season Record: 10-2

Conference Record: 8-0 (1st Place)

Date	Rank	Opponent	Result	Attend.
Sept. 13	11/-	Northwestern	W, 17-10	100,824
Sept. 20	14/8	at Notre Dame	L, 27-29	59,075c
Sept. 27	17/-	South Carolina	L, 14-17	104,213c
Oct. 4	14/-	California	W, 38-13	104,621c
Oct. 11	14/-	Mich. State	W, 27-23	105,263c
Oct. 18	14/-	at Minnesota	W, 37-14	56,297
Oct. 25	14/-	Illinois (HC)	W, 45-14	105,109c
Nov. 1	18/-	at Indiana	W, 35-0	52,071
Nov. 8	12/-	at Wisconsin	W, 24-0	69,560
Nov. 15	11/16	Purdue	W, 26-0	105,831c
Nov. 22	10/5	at Ohio State	W, 9-3	88,827c
Jan. 1	5/16	Washington 1	W, 23-6	104,863c
TOTALS			322-129	1,056,554

1 - Rose Bowl, Pasadena, California
Final Rankings: AP, No. 4; UPI, No. 4

1981

Coach: Glenn E. "Bo" Schembechler
Captains: Kurt Becker and Robert Thompson
Season Record: 9-3

Conference Record: 6-3 (3rd Place tie)

Date	Rank	Opponent	Result	Attend.
Sept. 12	11/-	at Wisconsin	L, 14-21	68,733
Sept. 19	11/1	Notre Dame	W, 25-7	105,888c
Sept. 26	7/-	Navy	W, 21-16	105,213c
Oct. 3	8/-	at Indiana	W, 38-17	50,612
Oct. 10	6/-	at Mich. State	W, 38-20	77,923c
Oct. 17	5/12	Iowa	L, 7-9	105,915c
Oct. 24	18/-	Northwestern (HC)	W, 38-0	104,361c
Oct. 31	15/-	at Minnesota	W, 34-13	52,875
Nov. 7	12/-	Illinois	W, 70-21	105,570c
Nov. 14	11/-	at Purdue	W, 28-10	69,736c
Nov. 21	7/-	Ohio State	L, 9-14	106,043c
Dec. 31	16/19	UCLA 1	W, 33-14	50,107
TOTALS			355-162	1,002,976

1 - Bluebonnet Bowl, Houston, Texas
Final Rankings: AP, No. 12; UPI, No. 12

1982

BIG TEN CHAMPIONS

Coach: Glenn E. "Bo" Schembechler
Captains: A. Carter, P. Girgash, R. Thompson
Season Record: 8-4

Conference Record: 8-1 (1st Place)

Date	Rank	Opponent	Result	Attend.
Sept. 11	12/-	Wisconsin	W, 20-9	104,932c
Sept. 18	10/20	at Notre Dame	L, 17-23	59,075c
Sept. 25	20/12	UCLA	L, 27-31	105,413c
Oct. 2	19/-	Indiana	W, 24-10	104,385c
Oct. 9	19/-	Mich. State	W, 31-17	106,113c
Oct. 16	19/-	at Iowa	W, 29-7	59,989
Oct. 23	19/-	at Northwestern	W, 49-14	34,121
Oct. 30	20/-	Minnesota (HC)	W, 52-14	105,619c
Nov. 6	15/-	at Illinois	W, 16-10	75,256c
Nov. 13	14/-	Purdue	W, 52-21	105,281c
Nov. 20	13/-	at Ohio State	L, 14-24	90,252c
Jan. 1	19/5	UCLA 1	L, 14-24	104,991c
TOTALS			345-204	1,055,427

1 - Rose Bowl, Pasadena, California
Final Rankings: UPI, No. 15

1983

Coach: Glenn E. "Bo" Schembechler
Captains: Stefan Humphries and John Lott
Season Record: 9-3

Conference Record: 8-1 (2nd Place)

Date	Rank	Opponent	Result	Attend.
Preseason 10				
Sept. 10	6/-	Wash. State	W, 20-17	103,256c
Sept. 17	8/16	at Washington	L, 24-25	60,638c
Sept. 24	17/-	at Wisconsin	W, 38-21	77,708c
Oct. 1	14/-	Indiana	W, 43-18	104,126c
Oct. 8	14/-	at Mich. State	W, 42-0	108,033c
Oct. 15	13/-	Northwestern	W, 35-0	103,914c
Oct. 22	10/12	Iowa (HC)	W, 16-13	104,559c
Oct. 29	8/9	at Illinois	L, 6-16	76,127c
Nov. 5	13/-	Purdue	W, 42-10	104,946c
Nov. 12	9/-	at Minnesota	W, 58-10	40,945
Nov. 19	8/10	Ohio State	W, 24-21	106,115c
Jan. 2	8/3	Auburn 1	L, 7-9	77,893c
TOTALS			355-160	1,038,260

1 - Sugar Bowl, New Orleans, Louisiana
Final Rankings: AP, No. 8; UPI, No. 9

1984

Coach: Glenn E. "Bo" Schembechler
Captains: Doug James and Mike Mallory
Season Record: 6-6

Conference Record: 5-4 (6th Place tie)

Date	Rank	Opponent	Result	Attend.
Sept. 8	14/1	Miami (Fla.)	W, 22-14	105,403c
Sept. 15	3/16	Washington	L, 11-20	103,072c
Sept. 22	16/-	Wisconsin	W, 20-14	104,239c
Sept. 29	14/-	at Indiana	W, 14-6	38,729
Oct. 6	13/-	Mich. State	L, 7-19	105,612c
Oct. 13	13/-	Northwestern (HC)	W, 31-0	102,245c
Oct. 20	18/-	at Iowa	L, 0-26	66,025c
Oct. 27	18/-	Illinois	W, 26-18	104,916c
Nov. 3	18/-	at Purdue	L, 29-31	60,159
Nov. 10	18/-	Minnesota	W, 31-7	101,247
Nov. 17	11/11	at Ohio State	L, 6-21	90,286c
Dec. 21	19/-	Brigham Young 1	L, 17-24	61,243
TOTALS			214-200	1,043,176

1 - Holiday Bowl, San Diego, California
Final Rankings: Not rated in either major poll.

ALL-TIME SCORES

1985

Coach: Glenn E. "Bo" Schembechler
 Captains: B. Cochran, E. Kattus, M. Mallory
 Season Record: 10-1-1
Conference Record: 6-1-1 (2nd Place)

Date	Rank	Opponent	Result	Attend.
Sept. 14	-/13	Notre Dame	W, 20-12	105,523c
Sept. 21	19/11	at South Carolina	W, 34-3	74,200c
Sept. 28	12/17	Maryland	W, 20-0	105,282c
Oct. 5	5/-	Wisconsin	W, 33-6	105,491c
Oct. 12	3/-	at Mich. State	W, 31-0	78,235c
Oct. 19	2/1	at Iowa	L, 10-12	66,350c
Oct. 26	4/-	Indiana (HC)	W, 42-15	105,629c
Nov. 2	4/-	at Illinois	T, 3-3	76,397c
Nov. 9	9/-	Purdue	W, 47-0	105,503c
Nov. 16	8/-	at Minnesota	W, 48-7	64,129c
Nov. 23	6/12	Ohio State	W, 27-17	106,102c
Jan. 1	5/8	Nebraska 1	W, 27-23	72,454c
TOTALS			342-98	1,065,295

1 - Fiesta Bowl, Tempe, Arizona
 Final Rankings: AP, No. 2; UPI, No. 2

1986

BIG TEN CHAMPIONS
 Coach: Glenn E. "Bo" Schembechler
 Captains: Jim Harbaugh and Andy Moeller
 Season Record: 11-2
Conference Record: 7-1 (1st Place tie)

Date	Rank	Opponent	Result	Attend.
Preseason 2				
Sept. 13	3/-	at Notre Dame	W, 24-23	59,075c
Sept. 20	3/-	Oregon State	W, 31-12	104,748c
Sept. 27	5/20	Florida St. (HC)	W, 20-18	105,507c
Oct. 4	4/-	at Wisconsin	W, 34-17	75,898c
Oct. 11	4/-	Mich. State	W, 27-6	106,141c
Oct. 18	4/8	Iowa	W, 20-17	105,879c
Oct. 25	4/-	at Indiana	W, 38-14	36,964c
Nov. 1	3/-	Illinois	W, 69-13	104,122c
Nov. 8	3/-	at Purdue	W, 31-7	61,323c
Nov. 15	2/-	Minnesota	L, 17-20	104,864c
Nov. 22	6/7	at Ohio State	W, 26-24	90,674c
Dec. 6	4/-	at Hawaii	W, 27-10	50,000c
Jan. 1	4/7	Arizona State 1	L, 15-22	103,168c
TOTALS			379-203	1,108,36

1 - Rose Bowl, Pasadena, California
 Final Rankings: AP, No. 8; UPI, No. 7

1987

Coach: Glenn E. "Bo" Schembechler
 Captains: Jamie Morris and Doug Mallory
 Season Record: 8-4
Conference Record: 5-3 (4th Place)

Date	Rank	Opponent	Result	Attend.
Preseason 7				
Sept. 12	9/16	Notre Dame	L, 7-26	106,098c
Sept. 19	19/-	Wash. State	W, 44-18	103,521c
Sept. 26	14/-	Long Beach St.	W, 49-0	101,714c
Oct. 3	12/-	Wisconsin	W, 49-0	104,410c
Oct. 10	12/-	at Mich. State	L, 11-17	77,424c
Oct. 17	-/-	Iowa	W, 37-10	105,406c
Oct. 24	20/15	at Indiana	L, 10-14	51,240c
Oct. 31	-/-	Northwestern(HC)	W, 29-6	104,101c
Nov. 7	-/-	at Minnesota	W, 30-20	55,481c
Nov. 14	-/-	at Illinois	W, 17-14	64,496c
Nov. 21	-/-	Ohio State	L, 20-23	106,031c
Jan. 2	-/-	Alabama 1	W, 28-24	60,156c
TOTALS			331-172	1,040,078

1 - Hall of Fame Bowl, Tampa Stadium, Tampa, Fla.
 Final Rankings: AP, No. 19

1988

BIG TEN CHAMPIONS
 Coach: Glenn E. "Bo" Schembechler
 Captains: Mark Messner and John Vitale
 Season Record: 9-2-1
Conference Record: 7-0-1 (1st Place)

Date	Rank	Opponent	Result	Attend.
Preseason 11				
Sept. 10	9/13	at Notre Dame	L, 17-19	59,075c
Sept. 17	15/1	Miami (Fla.)	L, 30-31	105,834c
Sept. 24	19/-	Wake Forest	W, 19-9	102,776c
Oct. 1	19/-	at Wisconsin	W, 62-14	61,180c
Oct. 8	17/-	Mich. State	W, 17-3	106,208c
Oct. 15	15/-	at Iowa	T, 17-17	67,700c
Oct. 22	20/14	Indiana (HC)	W, 31-6	106,104c
Oct. 29	14/-	at Northwestern	W, 52-7	33,647c
Nov. 5	14/-	Minnesota	W, 22-7	102,171c
Nov. 12	13/10	Illinois	W, 38-9	105,714c
Nov. 19	12/-	at Ohio State	W, 34-31	90,176c
Jan. 2	11/5	USC 1	W, 22-14	101,688c
TOTALS			361-167	1,042,273

1 - Rose Bowl, Pasadena, California
 Final Rankings: AP, No. 4; UPI, No. 4

1989

BIG TEN CHAMPIONS
 Coach: Glenn E. "Bo" Schembechler
 Captains: J.J. Grant and Derrick Walker
 Season Record: 10-2
Conference Record: 8-0 (1st Place)

Date	Rank	Opponent	Result	Attend.
Preseason 1				
Sept. 16	2/1	Notre Dame	L, 19-24	105,912c
Sept. 23	5/24	at UCLA	W, 24-23	71,797c
Sept. 30	6/-	Maryland	W, 41-21	104,872c
Oct. 7	5/-	Wisconsin	W, 24-0	104,097c
Oct. 14	5/21	at Mich. State	W, 10-7	76,913c
Oct. 21	5/-	at Iowa	W, 26-12	67,700c
Oct. 28	5/-	Indiana (HC)	W, 38-10	105,989c
Nov. 4	4/-	Purdue	W, 42-27	105,128c
Nov. 11	3/8	at Illinois	W, 24-10	73,069c
Nov. 18	3/-	at Minnesota	W, 49-15	35,103c
Nov. 25	3/20	Ohio State	W, 28-18	106,137c
Jan. 1	3/12	USC 1	L, 10-17	103,450c
TOTALS			335-184	1,060,167

1 - Rose Bowl, Pasadena, California
 Final Rankings: AP, No. 7; UPI, No. 8

1990

BIG TEN CHAMPIONS
 Coach: Gary O. Moeller
 Captains: Jarrod Bunch and John Milligan
 Season Record: 9-3
Conference Record: 6-2 (1st Place tie)

Date	Rank	Opponent	Result	Attend.
Preseason 6				
Sept. 15	4/1	at Notre Dame	L, 24-28	59,075c
Sept. 22	7/-	UCLA	W, 38-15	104,992c
Sept. 29	6/-	Maryland	W, 45-17	102,894c
Oct. 6	3/-	at Wisconsin	W, 41-3	64,359c
Oct. 13	1/-	Mich. State	L, 27-28	106,188c
Oct. 20	10/22	Iowa	L, 23-24	105,517c
Oct. 27	20/-	at Indiana	W, 45-19	51,948c
Nov. 3	20/-	at Purdue	W, 38-13	38,750c
Nov. 10	19/17	Illinois	W, 22-17	105,343c
Nov. 17	16/-	Minnesota	W, 35-18	102,112c
Nov. 24	15/19	at Ohio State	W, 16-13	90,054c
Jan. 1	12/15	Mississippi 1	W, 35-3	68,927c
TOTALS			389-198	1,000,159

1 - Gator Bowl, Jacksonville, Florida
 Final Rankings: AP, No. 7; UPI, No. 8

1991

BIG TEN CHAMPIONS
 Coach: Gary O. Moeller
 Captains: Erick Anderson and Greg Skrepenak
 Season Record: 10-2
Conference Record: 8-0 (1st Place)

Date	Rank	Opponent	Result	Attend.
Sept. 7	2/-	at Boston College	W, 35-13	32,071c
Sept. 14	3/7	Notre Dame	W, 24-14	106,138c
Sept. 28	3/1	Florida State	L, 31-51	106,145c
Oct. 5	7/9	at Iowa	W, 43-24	70,220c
Oct. 12	5/-	at Mich. State	W, 45-28	80,157c
Oct. 19	4/-	Indiana (HC)	W, 24-16	106,097c
Oct. 25	4/-	at Minnesota	W, 52-6	32,577c
Nov. 2	4/-	Purdue	W, 42-0	105,401c
Nov. 9	4/-	Northwestern	W, 59-14	102,087c
Nov. 16	4/25	at Illinois	W, 20-0	66,757c
Nov. 23	4/18	Ohio State	W, 31-3	106,156c
Jan. 1	4/2	Washington 1	L, 14-34	103,566c
TOTALS			420-203	1,017,372

1 - Rose Bowl, Pasadena, California
 Final Rankings: AP, No. 6; CNN/USA Today, No. 6

1992

BIG TEN CHAMPIONS
 Coach: Gary O. Moeller
 Captains: C. Brown, E. Grbac, C. Hutchinson
 Season Record: 9-0-3
Conference Record: 6-0-2 (1st Place)

Date	Rank	Opponent	Result	Attend.
Preseason 6				
Sept. 12	6/3	at Notre Dame	T, 17-17	59,075c
Sept. 19	6/-	Oklahoma State	W, 61-7	104,968c
Sept. 26	4/-	Houston	W, 35-7	104,968c
Oct. 3	4/-	Iowa	W, 52-28	106,132c
Oct. 10	3/-	Mich. State	W, 35-10	106,788c
Oct. 17	3/-	at Indiana	W, 31-3	51,735c
Oct. 24	3/-	Minnesota (HC)	W, 63-13	106,579c
Oct. 31	3/-	at Purdue	W, 24-17	37,218c
Nov. 7	4/-	at Northwestern	W, 40-7	37,903c
Nov. 14	3/-	Illinois	T, 22-22	106,481c
Nov. 21	6/17	at Ohio State	L, 13-13	95,330c
Jan. 1	7/9	Washington 1	W, 38-31	94,236c
TOTALS			431-171	1,010,698

1 - Rose Bowl, Pasadena, California
 Final Rankings: AP, No. 5; CNN/USA Today, No. 5

1993

Coach: Gary O. Moeller
 Captains: Buster Stanley and Ricky Powers
 Season Record: 8-4
Conference Record: 5-3 (4th Place tie)

Date	Rank	Opponent	Result	Attend.
Sept. 4	3/-	Wash. State	W, 41-14	105,512c
Sept. 11	3/11	Notre Dame	L, 23-27	106,851c
Sept. 25	8/-	Houston	W, 42-21	104,196c
Oct. 2	8/-	Iowa	W, 24-7	105,423c
Oct. 9	9/-	at Mich. State	L, 7-17	78,311c
Oct. 16	18/7	at Penn State	L, 21-13	96,719c
Oct. 23	13/-	Illinois (HC)	L, 21-24	106,385c
Oct. 30	24/21	at Wisconsin	L, 10-13	77,745c
Nov. 6	-/-	Purdue	W, 25-10	104,326c
Nov. 13	-/-	at Minnesota	W, 58-7	43,603c
Nov. 20	-/5	Ohio State	W, 28-0	106,867c
Jan. 1	23/7	N.C. State 1	W, 42-7	52,649c
TOTALS			342-160	1,088,587

1 - Tampa Stadium, Tampa, Florida
 Final Ranking: AP, No. 21; CNN/USA Today, No. 19

ALL-TIME SCORES

1994

Coach: Gary O. Moeller
 Captains: Steve Morrison and Walter Smith
 Season Record: 8-4
Conference Record: 5-3 (3rd Place)
 Date..... Rank... Opponent..... Result Attend.
 Sept. 3 ... 5/- Boston College.. W, 34-26 .. 105,936c.
 Sept. 10.. 6/3 at Notre Dame.. W, 26-2459,075c.
 Sept. 24.. 4/7 Colorado L, 26-27 .. 106,427c.
 Oct. 1 ... 7/- at Iowa..... W, 29-1470,397c.
 Oct. 8 ... 7/- Mich. State..... W, 40-20 .. 106,272c.
 Oct. 15... 5/3 Penn State L, 24-31 ... 106,832c.
 Oct. 22... 11/- at Illinois W, 19-1472,677c.
 Oct. 29... 10/- Wisconsin (HC) .. L, 19-31 ... 106,209c.
 Nov. 5 ... 20/- at Purdue W, 45-2343,162
 Nov. 12... 19/- Minnesota W, 38-22105,624c.
 Nov. 19... 15/22. at Ohio State... L, 6-2293,869c.
 Dec. 30... 20/10. Colo. State 1 ... W, 24-1459,453
TOTALS..... 330-268 .. 1,035,933
1 - Holiday Bowl, San Diego, California
Final Ranking: AP, No. 12; CNN/USA Today, No. 12

1995

Coach: Lloyd Carr
 Captains: Jarrett Irons and Joe Marinaro
 Season Record: 9-4
Conference Record: 5-3 (3rd Place tie)
 Date..... Rank... Opponent..... Result Attend.
 Aug. 26... 14/17. Virginia# W, 18-17 101,444
 Sept. 2 ... 13/25. at Illinois W, 38-14 70,193
 Sept. 9 ... 11/- Memphis..... W, 24-7 100,862
 Sept. 16.. 9/- at Boston Coll.. W, 23-1344,500c.
 Sept. 30.. 8/- Miami (Ohio).. W, 38-19104,484c.
 Oct. 7 ... 6/25.... Northwestern ... L, 13-19 ... 104,642c.
 Oct. 21 ... 10/- at Indiana W, 34-17 44,623
 Oct. 28 ... 9/- Minnesota (HC).. W, 52-17 .. 104,929c.
 Nov. 4 ... 7/- at Mich. State.. L, 25-2874,667c.
 Nov. 11 ... 13/- Purdue..... W, 5-0 103,721c.
 Nov. 18 ... 12/19. at Penn State.. L, 17-2796,677c.
 Nov. 25 ... 18/2.... Ohio State..... W, 31-23 .. 106,288c.
 Dec. 28 ... 14/19. Texas A&M 1 ... L, 20-2264,597c.
TOTALS..... 338-223 .. 1,121,627
- Pigskin Classic
1 - Alamo Bowl, San Antonio, Texas
Final Rankings: AP, No. 17; CNN/USA Today, No. 19
 NOTE: Lloyd Carr entered the 1995 season as interim head coach and was named permanently on Nov. 13, 1995.

1996

Coach: Lloyd Carr
 Captains: Jarrett Irons and Rod Payne
 Overall Record: 8-4
Conference Record: 5-3 (5th place tie)
 Date..... Rank... Opponent..... Result Attend.
 Aug. 31 ... 12/- Illinois W, 20-8..... 105,992c.
 Sept. 14.. 11/5.... at Colorado W, 20-1353,788c.
 Sept. 21.. 8/- Boston Coll. W, 20-14 ...105,219c.
 Sept. 28.. 7/- UCLA..... W, 38-9 106,011c.
 Oct. 5 ... 6/22.... at Northwestern.. L, 16-17 48,187
 Oct. 19 ... 13/- Indiana (HC) ... W, 27-20 ..106,088c.
 Oct. 26 ... 10/- at Minnesota .. W, 44-10 41,246
 Nov. 2 ... 9/- Mich. State..... W, 45-29 .. 106,381c.
 Nov. 9 ... 9/- at Purdue L, 3-9 40,624
 Nov. 16 ... 16/11. Penn State L, 17-29 ... 105,898c.
 Nov. 23 ... 21/2.... at Ohio State... W, 13-9 94,676c.
 Jan. 1 ... 15/16. Alabama 1 L, 14-17 53,161
TOTALS..... 287-184 967,271
1 - Outback Bowl, Houlihan's Stadium, Tampa, Fla.
Final Ranking: AP, No. 20; CNN/USA Today, No. 20

1997

NATIONAL CHAMPIONS
BIG TEN CHAMPIONS
 Coach: Lloyd Carr
 Captains: Jon Jansen and Eric Mayes
 Overall Record: 12-0
Conference Record: 8-0 (1st place)
 Date..... Rank... Opponent..... Result Attend.
 Sept. 13.. 14/8.... Colorado W, 27-3 106,474c.
 Sept. 20.. 8/- Baylor..... W, 38-3 106,041c.
 Sept. 27.. 6/- Notre Dame ... W, 21-14 .. 106,508c.
 Oct. 4 ... 6/- at Indiana W, 37-042,240
 Oct. 11 ... 6/- Northwestern.. W, 23-6 106,048c.
 Oct. 18 ... 5/15.... Iowa..... W, 28-24 .. 106,505c.
 Oct. 25 ... 5/15.... at Mich. State.. W, 23-779,687c.
 Nov. 1 ... 4/- Minnesota (HC).. W, 24-3 106,577c.
 Nov. 8 ... 4/3 at Penn State.. W, 34-897,498c.
 Nov. 15 ... 1/23.... at Wisconsin... W, 26-1679,806c.
 Nov. 22 ... 1/4 Ohio State..... W, 20-14 ...106,982c.
 Jan. 1 ... 1/8 Wash. State 1 .. W, 21-16 .. 101,219c.
TOTALS..... 322-144 ... 1,145,585
1 - Rose Bowl, Pasadena, California
Final Rankings: AP, No. 1; ESPN/USA Today, No. 2

1998

BIG TEN CHAMPIONS
 Coach: Lloyd Carr
 Captains: Jon Jansen and Jaquim Feazell
 Overall Record: 10-3
Conference Record: 7-1 (1st Place tie)
 Date..... Rank... Opponent..... Result Attend.
 Sept. 5 ... 5/22.... at Notre Dame.. L, 20-3680,012c.
 Sept. 12.. 13/19. Syracuse L, 28-38111,012c.
 Sept. 19.. -/- Eastern Mich.. W, 59-20 .. 110,438c.
 Sept. 26.. -/- Mich. State..... W, 29-17 ..111,238c.
 Oct. 3 ... 25/- at Iowa..... W, 12-970,397c.
 Oct. 17 ... -/- at Northwestern. W, 12-647,129
 Oct. 24 ... -/- Indiana (HC) .. W, 21-10 ..110,863c.
 Oct. 31 ... 22/- at Minnesota .. W, 15-1041,310
 Nov. 7 ... 22/9.... Penn State W, 27-0 111,019c.
 Nov. 14 ... 15/8.... Wisconsin..... W, 27-10 .. 111,217c.
 Nov. 21 ... 11/7.... at Ohio State... L, 16-3194,339c.
 Nov. 28 ... 15/- at Hawaii W, 48-17 34,193
 Jan. 1 ... 15/11. Arkansas 1 W, 45-31 63,584
TOTALS..... 359-235 .. 1,096,751
1 - CompUSA Florida Citrus Bowl, Orlando, Fla.
Final Ranking: AP, No. 12; ESPN/USA Today, No. 12

1999

Coach: Lloyd Carr
 Captains: T. Brady, S. Hutchinson, R. Renes
 Overall Record: 10-2
Conference Record: 6-2 (2nd Place tie)
 Date..... Rank... Opponent..... Result Attend.
 Sept. 4 ... 7/16.... Notre Dame W, 26-22 .. 111,523c.
 Sept. 11.. 6/- Rice W, 37-3 110,501c.
 Sept. 18.. 6/- at Syracuse W, 18-1349,249c.
 Sept. 25.. 4/20.... at Wisconsin... W, 21-1679,037c.
 Oct. 2 ... 4/11.... Purdue (HC) ... W, 38-12 .. 111,468c.
 Oct. 9 ... 3/11.... at Mich. State.. L, 31-3476,895c.
 Oct. 23 ... 9/- Illinois L, 29-35 110,188c.

ALL-TIME FOOTBALL WINS AMONG BCS SCHOOLS	
School.....	Wins
1. MICHIGAN	943
2. Notre Dame	906
3. Ohio State.....	900
4. Texas.....	898
5. Alabama.....	891
6. Oklahoma.....	884
7. Nebraska.....	893

Oct. 30 ... 15/- at Indiana..... W, 34-3141,516
 Nov. 6 ... 16/- Northwestern.. W, 37-3 110,794c.
 Nov. 13 ... 16/6.... at Penn State.. W, 31-2796,840c.
 Nov. 20 ... 10/- Ohio State..... W, 24-17 .. 111,575c.
 Jan. 1 ... 8/5 Alabama 1 W, 35-34ot...70,461
TOTALS..... 361-247 ... 1,080,047
1 - FedEx Orange Bowl, Miami, Fla.
Final Rankings: AP, No. 5; ESPN/USA Today, No. 5

2000

BIG TEN CHAMPIONS
 Coach: Lloyd Carr
 Captains: S. Hutchinson, A. Thomas, E. Wilson
 Overall Record: 9-3
Conference Record: 6-2 (1st Place tie)
 Date..... Rank... Opponent..... Result Attend.
 Sept. 2 ... 6/- Bowling Green.. W, 42-7 110,585c.
 Sept. 9 ... 3/- Rice W, 38-7 109,778c.
 Sept. 16.. 3/14.... at UCLA L, 20-2388,044
 Sept. 23.. 10/19. at Illinois W, 35-3172,524c.
 Sept. 30.. 9/17.... Wisconsin..... W, 13-10 .. 111,341c.
 Oct. 7 ... 16/- at Purdue L, 31-3268,340
 Oct. 14 ... 8/- Indiana (HC) ... W, 58-0 110,909c.
 Oct. 21 ... 16/- Mich. State..... W, 14-0 111,514c.
 Nov. 4 ... 12/21. at Northwestern. L, 51-5447,130
 Nov. 11 ... 20/- Penn State W, 33-11 .. 110,803c.
 Nov. 18 ... 19/12. at Ohio State... W, 38-2698,568c.
 Jan. 1 ... 17/20. Auburn 1 W, 31-2866,928
TOTALS..... 404-229 ... 1,039,536
1 - CompUSA Florida Citrus Bowl, Orlando, Fla.
Final Rankings: AP, No. 11; ESPN/USA Today, No. 10

2001

Coach: Lloyd Carr
 Captains: Eric Brackins, Shawn Thompson
 Overall Record: 8-4
Conference Record: 6-2 (2nd Place)
 Date..... Rank... Opponent..... Result Attend.
 Sept. 1 ... 12/- Miami (Ohio)... W, 31-13 .. 109,676c.
 Sept. 8 ... 11/15. at Washington.. L, 18-23 74,080c.
 Sept. 22.. 20/- Western Mich.. W, 38-21 .. 109,837c.
 Sept. 29.. 17/22. Illinois W, 45-20 .. 107,085c.
 Oct. 6 ... 15/- at Penn State.. W, 20-0 107,879
 Oct. 13 ... 12/17. Purdue (HC) ... W, 24-10 .. 110,450c.
 Oct. 27 ... 8/- at Iowa..... W, 32-2670,397c.
 Nov. 3 ... 6/- at Mich. State.. L, 24-2675,262c.
 Nov. 10 ... 12/- Minnesota W, 31-10 .. 110,828c.
 Nov. 17 ... 11/- at Wisconsin... W, 20-1779,633c.
 Nov. 24 ... 11/- Ohio State..... L, 20-26 111,571c.
 Jan. 1 ... 17/8.... Tennessee 1 ... L, 17-4559,693
TOTALS..... 320-237 ... 1,126,391
1 - Capital One Florida Citrus Bowl, Orlando, Fla.
Final Rankings: AP, No. 20; ESPN/USA Today, No. 20

2002

Coach: Lloyd Carr
 Captains: Victor Hobson, Bennie Joppru
 Overall Record: 10-3
Conference Record: 6-2 (3rd Place)
 Date..... Rank... Opponent..... Result Attend.
 Preseason 12
 Aug. 31 ... 13/11. Washington ... W, 31-29 .. 111,491c.
 Sept. 7 ... 7/- Western Mich. W, 35-12 .. 107,856c.
 Sept. 14.. 7/20.... at Notre Dame.. L, 23-2580,795c.
 Sept. 21.. 14/- Utah..... W, 10-7 109,734c.
 Sept. 28.. 14/- at Illinois W, 45-2869,249c.
 Oct. 12 ... 13/15. Penn State W, 27-24OT. 111,502c.
 Oct. 19 ... 11/- at Purdue W, 23-2162,414
 Oct. 26 ... 8/13.... Iowa (HC) L, 9-34 111,496c.
 Nov. 2 ... 15/- Mich. State..... W, 49-3 111,542c.
 Nov. 9 ... 13/- at Minnesota .. W, 41-2453,773
 Nov. 16 ... 12/- Wisconsin..... W, 21-14 .. 110,412c.
 Nov. 23 ... 12/2.... at Ohio State... L, 9-14 105,539c.
 Jan. 1 ... 12/22. Florida 1 W, 38-3065,101c.
TOTALS..... 361-265 ... 1,210,904
1 - Outback Bowl, Tampa, Fla.
Final Rankings: AP, No. 9; ESPN/USA Today, No. 9

ALL-TIME SCORES

2003

BIG TEN CHAMPIONS

Coach: Lloyd Carr
 Captains: G. Bowman, C. Diggs, J. Navarre
 Overall Record: 10-3
 Conference Record: 7-1 (1st Place)

Date	Rank	Opponent	Result	Attend.
Aug. 30	4/-	Central Mich.	W, 45-7	110,637c
Sept. 6	5/-	Houston	W, 50-3	109,580c
Sept. 13	5/15	Notre Dame	W, 38-0	111,726c
Sept. 20	3/22	at Oregon	L, 27-31	59,023c
Sept. 27	11/-	Indiana	W, 31-17	110,788c
Oct. 4	9/23	at Iowa	L, 27-30	70,397c
Oct. 10	20/17	at Minnesota	W, 38-35	62,374
Oct. 18	17/-	Illinois	W, 56-14	110,231c
Oct. 25	13/10	Purdue	W, 31-3	111,349c
Nov. 1	11/9	at Mich. State	W, 27-20	75,129
Nov. 15	5/-	at Northwestern	W, 41-10	40,681
Nov. 22	5/4	Ohio State	W, 35-21	112,118c
Jan. 1	4/1	USC 1	L, 14-28	93,849
TOTALS			460-219	1,177,882

1 - Rose Bowl, Pasadena, Calif.

Final Rankings: AP, No. 6; ESPN/USA Today, No. 7

2004

BIG TEN CHAMPIONS

Coach: Lloyd Carr
 Captains: David Baas, Marlin Jackson
 Overall Record: 9-3
 Conference Record: 7-1 (1st Place tie)

Date	Rank	Opponent	Result	Attend.
Sept. 4	8/-	Miami (Ohio)	W, 43-10	110,815c
Sept. 11	8/-	at Notre Dame	L, 20-28	80,795c
Sept. 18	17/-	San Diego St.	W, 24-21	109,432c
Sept. 25	18/-	Iowa	W, 30-17	111,428c
Oct. 2	19/-	at Indiana	W, 35-14	35,001
Oct. 9	14/13	Minnesota	W, 27-24	111,518c
Oct. 16	14/-	at Illinois	W, 30-19	55,725
Oct. 23	13/12	at Purdue	W, 16-14	65,170c
Oct. 30	12/-	Mich. State	W, 45-37OT	111,609c
Nov. 13	9/-	Northwestern	W, 42-20	111,347c
Nov. 20	7/-	at Ohio State	L, 21-37	105,456c
Jan. 1	13/6	Texas 1	L, 37-38	93,468c
TOTALS			370-279	1,101,764

1 - Rose Bowl, Pasadena, Calif.

Final Rankings: AP, No. 14; ESPN/USA Today, No. 12

THE AP POLL

The Associated Press conducted a top 20 college football poll from 1936-60 and 1968-88. From 1961-67, the poll only consisted of the top 10 vote-getters. Since 1989, the poll has listed the top 25 teams. The first preseason poll did not come out until 1950, meaning that the first poll for the years 1936-49 was taken several weeks after the season began. Additionally, it was not until 1968 that the AP took a poll after bowl games were played. Prior to this season, the last rankings were taken during the last week in November or the first week in December, not taking into account teams that played games after this date. The only exception to the "no post-bowl poll" rule came in 1947, when AP writers took a final vote after U-M defeated Southern California in the 1948 Rose Bowl. The Wolverines jumped from No. 2 to No. 1.

2005

Coach: Lloyd Carr
 Captains: Jason Avant, Pat Massey
 Overall Record: 7-5
 Conference Record: 5-3 (3rd Place tie)

Date	Rank	Opponent	Result	Attend.
Sept. 3	4/-	No. Illinois	W, 33-17	110,971c
Sept. 10	3/20	Notre Dame	L, 10-17	111,386c
Sept. 17	14/-	Eastern Mich.	W, 55-0	109,511c
Sept. 24	14/-	at Wisconsin	L, 28-23	83,022c
Oct. 1	-/11	at Mich. State	W, 34-31OT	79,401c
Oct. 8	24/-	Minnesota (HC)	L, 20-23	111,117c
Oct. 15	-/8	Penn State	W, 27-25	111,249c
Oct. 22	-/1	at Iowa	W, 23-20OT	70,585c
Oct. 29	25/21	at Northwestern	W, 33-17	47,130
Nov. 12	22/-	Indiana	W, 41-14	110,580c
Nov. 19	17/9	Ohio State	L, 21-25	111,591c
Dec. 28	20/-	Nebraska 1	L, 28-32	82,016
TOTALS			345-244	1,056,543

1 - Alamo Bowl, San Antonio, Texas

Final Rankings: Not rated in either major poll.

2006

Coach: Lloyd Carr
 Captains: Jake Long, LaMarr Woodley
 Overall Record: 11-2
 Conference Record: 7-1 (2nd Place tie)

Date	Rank	Opponent	Result	Attend.
Sept. 2	14/-	Vanderbilt	W, 27-7	109,668c
Sept. 9	10/-	Central Mich.	W, 41-17	108,712c
Sept. 16	11/2	at Notre Dame	W, 47-21	80,795c
Sept. 23	6/-	Wisconsin	W, 27-13	111,058c
Sept. 30	6/-	at Minnesota	W, 28-14	50,805
Oct. 7	6/-	Mich. State	W, 31-13	111,349c
Oct. 14	4/-	at Penn State	W, 17-10	111,007c
Oct. 21	2/-	Iowa	W, 20-6	110,923c
Oct. 28	2/-	Northwestern	W, 17-3	109,114c
Nov. 4	2/-	Ball State	W, 34-26	109,359c
Nov. 11	2/-	at Indiana	W, 34-3	42,320
Nov. 18	2/1	at Ohio State	L, 39-42	105,708c
Jan. 1	3/8	Southern Calif. 1	L, 18-32	93,852c
TOTALS			380-207	1,212,411

1 - Rose Bowl, Pasadena, Calif.

Final Rankings: AP, No. 8; USA Today, No. 9

2007

Coach: Lloyd Carr
 Captains: Shawn Crable, Mike Hart, Jake Long
 Overall Record: 9-4
 Conference Record: 6-2 (2nd Place tie)

Date	Rank	Opponent	Result	Attend.
Sept. 1	5/-	Appalachian St.	L, 32-34	109,218c
Sept. 8	-/1	Oregon	L, 7-39	109,733c
Sept. 15	-/1	Notre Dame	W, 38-0	111,178c
Sept. 22	-/10	Penn State	W, 14-9	111,310c
Sept. 29	-/1	at Northwestern	W, 28-16	40,604
Oct. 6	-/1	Eastern Mich.	W, 33-22	108,415
Oct. 13	-/1	Purdue	W, 48-21	110,888c
Oct. 20	24/-	at Illinois	W, 27-17	57,078
Oct. 27	19/-	Minnesota	W, 34-10	109,432c
Nov. 3	15/-	at Mich. State	W, 28-24	77,009c
Nov. 10	13/-	at Wisconsin	L, 21-37	82,352c
Nov. 17	23/7	Ohio State	L, 3-14	111,941c
Jan. 1	-/9	Florida 1	W, 41-35	69,748c
TOTALS			354-278	1,208,906

1 - Capital One Bowl, Orlando, Fla.

Final Rankings: AP, No. 18; USA Today, No. 19

2008

Coach: Rich Rodriguez
 Captains: Tim Jamison, Will Johnson, Mike Massey, Terrance Taylor
 Overall Record: 3-9
 Conference Record: 2-6 (9th Place tie)

Date	Rank	Opponent	Result	Attend.
Aug. 30	-/1	Utah	L, 23-25	108,421c
Sept. 6	-/1	Miami (Ohio)	W, 16-6	106,724
Sept. 13	-/1	at Notre Dame	L, 17-35	80,795
Sept. 27	-/9	Wisconsin	W, 27-25	109,833c
Oct. 4	-/1	Illinois	L, 20-45	109,750c
Oct. 11	-/1	Toledo	L, 10-13	107,267
Oct. 18	-/3	at Penn State	L, 17-46	110,017c
Oct. 25	-/1	Mich. State	L, 21-35	110,146c
Nov. 1	-/1	at Purdue	L, 42-48	59,135
Nov. 8	-/1	at Minnesota	W, 29-6	55,040
Nov. 15	-/1	Northwestern	L, 14-21	107,856c
Nov. 22	-/10	at Ohio State	L, 7-42	105,564c
TOTALS			243-347	1,170,548

2009

Coach: Rich Rodriguez
 Captains: Stevie Brown, Brandon Graham, Zoltan Mesko, Mark Ortmann
 Overall Record: 5-7
 Conference Record: 1-7 (10th Place tie)

Date	Rank	Opponent	Result	Attend.
Sept. 5	-/1	Western Mich.	W, 31-7	109,019
Sept. 12	-/18	Notre Dame	W, 38-34	110,278
Sept. 19	25/-	Eastern Mich.	W, 45-17	107,903
Sept. 26	23/-	Indiana	W, 36-33	108,118
Oct. 3	22/-	at Mich. State	L, 20-26	107,629
Oct. 10	-/12	at Iowa	L, 28-30	70,585
Oct. 17	-/1	Delaware St.	W, 63-6	106,304
Oct. 24	-/13	Penn State	L, 10-35	110,377
Oct. 31	-/1	at Illinois	L, 13-38	60,119
Nov. 7	-/1	Purdue	L, 36-38	108,543
Nov. 14	-/21	at Wisconsin	L, 24-45	80,540
Nov. 21	-/9	Ohio State	L, 10-21	110,922
TOTALS			354-330	1,161,337

2010

Coach: Rich Rodriguez
 Captains: Mark Moundros, Stephen Schilling
 Overall Record: 7-6
 Conference Record: 3-5 (10th Place tie)

Date	Rank	Opponent	Result	Attend.
Sept. 4	-/1	Connecticut	W, 30-10	113,090
Sept. 11	-/1	at Notre Dame	W, 29-24	80,795
Sept. 18	20/-	Massachusetts	W, 42-37	110,187
Sept. 25	21/-	Bowling Green	W, 65-21	109,933
Oct. 2	19/-	at Indiana	W, 42-35	52,929
Oct. 9	18/17	Michigan State	L, 17-34	113,065
Oct. 16	-/14	Iowa (HC)	L, 28-38	112,784
Oct. 30	-/1	at Penn State	L, 31-41	108,539
Nov. 6	-/1	Illinois	W, 67-65	111,441
Nov. 13	-/1	at Purdue	W, 27-16	50,268
Nov. 20	-/6	Wisconsin	L, 28-48	112,276
Nov. 27	-/21	at Ohio State	L, 7-37	105,491
Jan. 1	-/21	Mississippi St. 1	L, 14-52	77,497
TOTALS			426-458	1,258,295

1 - Progressive Gator Bowl, Jacksonville, Fla.

MICHIGAN'S MILESTONE VICTORIES

Win	Date	Opponent	Site	Score
1	May 30, 1879	Racine	A	1-0
50	Nov. 29, 1894	Chicago	A	12-0
100	Oct. 5, 1901	Case	H	57-0
200	Oct. 9, 1915	Mt. Union	H	35-0
300	Oct. 1, 1932	Michigan St.	H	26-0
400	Oct. 23, 1948	Minnesota	A	27-14
500	Nov. 11, 1967	Illinois	A	21-14
600	Oct. 21, 1978	Wisconsin	A	42-0
700	Nov. 4, 1989	Purdue	H	42-27
750	Sept. 9, 1995	Memphis	H	24-7
800	Sept. 30, 2000	Wisconsin	H	13-10
900	Oct. 20, 2012	Michigan St.	H	12-10

ALL-TIME SCORES

2011

Coach: Brady Hoke
 Captains: Mike Martin, David Molk, Kevin Koger
 Overall Record: 11-2
 Conference Record: 6-2 (T-2nd, Legends Division)
 Date..... Rank... Opponent..... Result Attend.
 Sept. 3 -/- Western Mich. W, 34-10 110,506
 Sept. 10 -/- Notre Dame..... W, 35-31 114,804
 Sept. 17 -/- Eastern Mich. W, 31-3 110,343
 Sept. 24 22/- San Diego St..... W, 28-7 110,707
 Oct. 1 19/- Minnesota W, 58-0 111,106
 Oct. 8 12/- at Northwestern W, 42-24 47,330
 Oct. 15 11/23 at Michigan St... L, 14-28 77,515
 Oct. 29 17/- Purdue (HC)..... W, 36-14 112,115
 Nov. 5 13/- at Iowa L, 16-24 70,585
 Nov. 12 22/- at Illinois W, 31-14 60,670
 Nov. 19 20/17 Nebraska..... W, 45-17 113,718
 Nov. 26 17/- Ohio State W, 40-34 114,132
 Jan. 3 13/17 Virginia Tech 1 .. W, 23-20 ot 64,512
 TOTALS 433-226 1,153,531
 1 - Allstate Sugar Bowl, New Orleans, La.

2012

Coach: Brady Hoke
 Captains: Jordan Kovacs, Denard Robinson
 Overall Record: 8-5
 Conference Record: 6-2 (T-2nd, Legends Division)
 Date..... Rank... Opponent..... Result Attend.
 Sept. 1 8/2 vs. Alabama..... L, 14-41 90,413
 Sept. 8 19/- Air Force W, 31-25 112,522
 Sept. 15 17/- Massachusetts. W, 63-13 110,708
 Sept. 22 18/11 at Notre Dame.. L, 6-13 80,795
 Oct. 6 -/- at Purdue W, 44-13 50,105
 Oct. 13 25/- Illinois (HC)..... W, 45-0 110,922
 Oct. 20 23/- Mich. State W, 12-10 113,833
 Oct. 27 20/- at Nebraska..... L, 9-23 86,160
 Nov. 3 -/- at Minnesota..... W, 35-13 48,801
 Nov. 10 -/- Northwestern .. W, 38-31 ot 112,510
 Nov. 17 23/- Iowa W, 42-17 113,016
 Nov. 24 20/4 at Ohio State L, 21-26 105,899
 Jan. 1 19/11 S. Carolina 1 L, 28-33 54,527
 TOTALS 388-258 1,117,741
 1 - Outback Bowl, Tampa, Fla.

2013

Coach: Brady Hoke
 Captains: Courtney Avery, Cam Gordon, Taylor Lewan, Jake Ryan
 Overall Record: 7-6
 Conference Record: 3-5 (5th, Legends Division)
 Date..... Rank... Opponent..... Result Attend.
 Aug. 31 17/ - Central Mich... W, 59-9 112,618
 Sept. 7 17/14 Notre Dame W, 41-30 115,109
 Sept. 14 11/ - Akron W, 28-24 107,120
 Sept. 21 15/ - at UCONN W, 24-21 42,704
 Oct. 5 19/ - Minnesota(HC)W, 42-13 111,079
 Oct. 12 18/ - at Penn State ... L, 40-43 (4OT)107,844
 Oct. 19 -/ - Indiana W, 63-47 109,503
 Nov. 2 23/24 at Mich. St. L, 6-29 76,306
 Nov. 9 -/ - Nebraska L, 13-17 112,204
 Nov. 16 -/ - at Northwestern W, 27-19 (3OT)47,330
 Nov. 23 -/ - at Iowa L, 21-24 65,708
 Nov. 30 -/3 Ohio State..... L, 41-42 113,511
 Dec. 28 -/ - Kansas State 1 L, 14-31 53,284
 TOTALS 419-349 1,174,360
 1 - Buffalo Wild Wings Bowl, Scottsdale, Ariz.

2014

Coach: Brady Hoke
 Captains: Game-by-game rotation
 Overall Record: 5-7
 Conference Record: 3-5 (4th, East Division)
 Date..... Rank... Opponent..... Result Attend.
 Aug. 30 -/ - App. St..... W, 52-14 106,811
 Sept. 6 -/16 at Notre Dame... L, 0-31 80,795
 Sept. 13 -/ - Miami(OH)..... W,34-10 102,824
 Sept. 20 -/ - Utah..... L, 10-26 103,890
 Sept. 27 -/ - Minnesota L, 14-30 102,926
 Oct. 4 -/ - at Rutgers L, 24-26 53,327
 Oct. 11 -/ - Penn State W, 18-13 113,085
 Oct. 25 -/8 at Mich. St..... L, 11-35 76,331
 Nov. 1 -/ - Indiana W, 34-10 103,111
 Nov. 8 -/ - at Northwestern W, 10-9 42,429
 Nov. 22 -/ - Maryland..... L, 16-23 101,717
 Nov. 29 -/6 at Ohio State... L, 28-42 108,610
 TOTALS 251-269 1,095,856

2015

Coach: Jim Harbaugh
 Captains: Joe Bolden, Joe Kerridge
 Overall Record: 10-3
 Conference Record: 6-2 (3rd, East Division)
 Date..... Rank... Opponent..... Result Attend.
 Sept. 3 -/- at Utah L, 17-24 47,825
 Sept. 12 -/- Oregon State.. W, 35-7 109,651
 Sept. 19 -/- UNLV W, 28-7 108,683
 Sept. 26 -/22 BYU W, 31-0 108,940
 Oct. 3 22/- at Maryland... W, 28-0 51,802
 Oct. 10 18/13 Northwestern.W, 38-0 110,452
 Oct. 17 12/7 Michigan St... L, 23-27 111,740
 Oct. 31 15/- at Minnesota .. W, 29-26 50,709
 Nov. 7 16/- Rutgers..... W, 49-16 109,879
 Nov. 14 15/- at Indiana W, 48-41 3ot 49,557
 Nov. 21 14/- at Penn State .. W, 28-16 107,418
 Nov. 28 10/8 Ohio State L, 13-42 111,829
 Jan. 1 17/19 Florida 1 W, 41-7 63,113
 TOTALS 408-213 1,141,595
 1 - Citrus Bowl, Orlando, Fla.
 Final Rankings: AP, No. 12; USA Today, No. 11

2016

Coach: Jim Harbaugh
 Captains: Jake Butt, Chris Wormley
 Overall Record: 10-3
 Conference Record: 7-2 (3rd, East Division)
 Date..... Rank... Opponent..... Result Attend.
 Sept. 3 7/- Hawaii..... W, 63-3 110,222
 Sept. 10 5/- UCF W, 51-14 109,295
 Sept. 17 4/- Colorado W, 45-28 110,042
 Sept. 24 4/- Penn State W, 49-10 110,319
 Oct. 1 4/8 Wisconsin..... W, 14-7 111,846
 Oct. 8 4/- at Rutgers..... W, 78-0 53,292
 Oct. 22 3/- Illinois W, 41-9 111,103
 Oct. 29 2/- at MichiganSt.W, 32-23 75,802
 Nov. 5 2/- Maryland..... W, 59-3 110,626
 Nov. 12 2/- at Iowa L, 13-14 70, 585
 Nov. 19 4/- Indiana..... W, 20-10 110,288
 Nov. 26 3/2 at Ohio State... L, 27-30 2ot. 110,045
 Dec. 3 6/10 vs. Florida St 1 L, 32-33 67,432
 TOTALS 524-183 1,260,897
 1-Orange Bowl, Miami Gardens, Fla.
 Final Rankings: AP, No. 10; USA Today, No. 10

2017

Coach: Jim Harbaugh
 Captains: Mason Cole, Mike McCoy
 Overall Record: 8-5
 Conference Record: 5-4 (4th, East Division)
 Date..... Rank... Opponent..... Result Attend.
 Sept. 2 11/17 vs. Florida..... W, 33-17 75,802
 Sept. 9 8/- Cincinnati..... W, 36-14 111,384
 Sept. 16 7/- Air Force W, 29-13 111,387
 Sept. 23 8/- at Purdue W, 28-10 60,042
 Oct. 7 7/- Michigan St..... L, 10-14 112,432
 Oct. 14 17/- at Indiana W, 27-20 ot 52,929
 Oct. 21 19/2 at Penn State ... L, 13-42 110,823
 Oct. 28 -/ - Rutgers..... W, 35-14 111,213
 Nov. 4 -/ - Minnesota W, 33-10 111,090
 Nov. 11 21/- at Maryland..... W, 35-10 44,325
 Nov. 18 19/5 at Wisconsin... L, 10-24 81,216
 Nov. 25 -/8 Ohio State..... L, 20-31 112,028
 Jan. 1 -/ - vs. S. Carolina 1 L, 19-26 45,687
 1-Outback Bowl, Tampa, Fla.

Overtime Games

Since 1997

Games: 14
 Record: 11-3
 Home: 4-0 / Away: 5-3 / Neutral: 2-0

Date	Opponent	Result	#OT
Jan. 1, 2000	Alabama #	W, 35-34	1
Oct. 12, 2002	vs. Penn State	W, 27-24	1
Oct. 30, 2004	vs. Michigan State	W, 45-37	3
Oct. 1, 2005	at Michigan State	W, 34-31	1
Oct. 22, 2005	at Iowa	W, 23-20	1
Oct. 3, 2009	at Michigan State	L, 26-20	1
Nov. 6, 2010	vs. Illinois	W, 67-65	3
Jan. 3, 2012	vs. Virginia Tech^	W, 23-20	1
Nov. 10, 2012	vs. Northwestern	W, 38-31	1
Oct. 13, 2013	at Penn State	L, 43-40	4
Nov. 16, 2013	at Northwestern	W, 27-19	3
Nov. 14, 2015	at Indiana	W, 48-41	2
Nov. 26, 2016	at Ohio State	L, 30-27	2
Oct. 14, 2017	at Indiana	W, 27-20	1

2000 Orange Bowl (Miami, Fla.)
 ^ 2012 Sugar Bowl (New Orleans, La.)

VS. OPPONENTS

Opponent	First Game	Last Game	Total Games	W-L-T	Pct.
Adelbert	1895	Same	1	1-0-0	1.000
Adrian	1894	Same	1	1-0-0	1.000
Air Force	1964	2017	3	3-0-0	1.000
Akron	2013	Same	1	1-0-0	1.000
Alabama	1987	2012	4	2-2-0	.500
Albion	1884	1929	17	16-1-0	.941
American Medical	1904	Same	1	1-0-0	1.000
Ann Arbor H.S.	1891	Same	1	1-0-0	1.000
Appalachian St.	2007	2014	2	1-1-0	.500
Arizona	1970	1978	2	2-0-0	1.000
Arizona State	1986	Same	1	0-1-0	.000
Arkansas	1998	Same	1	1-0-0	1.000
Army	1945	1962	9	4-5-0	.444
Auburn	1983	2000	2	1-1-0	.500
Ball State	2006	Same	1	1-0-0	1.000
Baylor	1975	1997	2	1-0-1	.750
Beloit	1898	1903	3	3-0-0	1.000
Boston College	1991	1996	4	4-0-0	1.000
Bowling Green	2000	2010	2	2-0-0	1.000
Brigham Young	1984	2015	2	1-1-0	.500
Buffalo	1901	Same	1	1-0-0	1.000
Butler	1891	Same	1	1-0-0	1.000
California	1940	1980	8	6-2-0	.750
Camp Grant	1943	Same	1	1-0-0	1.000
Carlisle	1901	Same	1	1-0-0	1.000
Carroll	1916	Same	1	1-0-0	1.000
Case	1894	1923	27	26-0-1	.981
Central Florida	2016	Same	1	1-0-0	1.000
Central Michigan	1931	2013	4	4-0-0	1.000
Chicago	1892	1939	26	19-7-0	.731
Chicago A.A.	1889	Same	1	0-1-0	.000
Chicago Athletic Club	1891	Same	1	0-1-0	.000
U. Club (Chicago)	1884	1888	2	1-1-0	.500
Cincinnati	2017	Same	1	1-0-0	1.000
Cleveland A.A.	1891	Same	1	0-1-0	.000
Colorado	1974	2016	5	4-1-0	.800
Colorado State	1994	2013	2	2-0-0	1.000
Columbia	1935	1941	3	3-0-0	1.000
Connecticut	2010	Same	1	1-0-0	1.000
Cornell	1889	1952	18	6-12-0	.333
Dartmouth	1950	Same	1	1-0-0	1.000
Delaware State	2009	Same	1	1-0-0	1.000
Denison	1930	Same	1	1-0-0	1.000
DePauw	1892	1914	3	3-0-0	1.000
Detroit	1917	Same	1	1-0-0	1.000
Detroit Athletic Club	1888	1895	5	5-0-0	1.000
Detroit Industrial	1883	Same	1	1-0-0	1.000
Drake	1903	1905	3	3-0-0	1.000
Duke	1960	1978	6	6-0-0	1.000
Eastern Michigan	1896	2011	10	10-0-0	1.000
Ferris State	1903	Same	1	1-0-0	1.000
Florida	2002	2016	4	4-0-0	1.000
Florida State	1986	2016	3	1-2-0	.333
Georgia	1957	1965	2	1-1-0	.500
Georgia Tech	1934	Same	1	1-0-0	1.000
Grand Rapids H.S.	1896	Same	1	1-0-0	1.000
Great Lakes	1942	1945	2	2-0-0	1.000
Harvard	1881	1942	8	4-4-0	.500
Harvard Club (Chicago)	1887	Same	1	1-0-0	1.000
Hawaii	1986	2016	3	3-0-0	1.000
Hillsdale	1899	1900	2	2-0-0	1.000
Houston	1992	2003	3	3-0-0	1.000
Illinois	1898	2016	95	70-23-2	.745
Indiana	1900	2017	65	56-9-0	.862
Iowa	1900	2016	60	41-15-4	.683
Iowa Pre-Flight	1942	1944	2	1-1-0	.500
Kalamazoo	1899	1917	5	5-0-0	1.000
Kansas	1893	1979	3	3-0-0	1.000
Kansas State	2013	Same	1	0-1-0	.000
Kentucky	1908	Same	1	1-0-0	1.000
Kenyon	1898	Same	1	1-0-0	1.000
Lawrence	1915	Same	1	1-0-0	1.000
Lehigh	1896	Same	1	1-0-0	1.000
Long Beach State	1987	Same	1	1-0-0	1.000
Marietta	1915	1916	2	2-0-0	1.000
Marquette	1909	1944	2	2-0-0	1.000

Opponent	First Game	Last Game	Total Games	W-L-T	Pct.
Maryland	1985	2017	7	6-1-0	.857
Massachusetts	2010	2012	2	2-0-0	1.000
Memphis	1995	Same	1	1-0-0	1.000
Miami (Florida)	1984	1988	2	1-1-0	.500
Miami (Ohio)	1924	2014	6	6-0-0	1.000
Michigan A.A.	1892	Same	2	2-0-0	1.000
Michigan M.A.	1894	1895	3	2-0-1	.833
Michigan State	1898	2017	110	69-36-5	.650
Minnesota	1892	2017	102	74-25-3	.740
Mississippi	1990	Same	1	1-0-0	1.000
Mississippi State	2010	Same	1	0-1-0	.000
Missouri	1955	1975	4	2-2-0	.500
Mount Union	1913	1929	7	7-0-0	1.000
Navy	1925	1981	18	12-5-1	.694
Nebraska	1905	2013	9	4-4-1	.500
North Carolina	1965	1979	3	1-2-0	.333
North Carolina State	1993	Same	1	1-0-0	1.000
Northern Illinois	2005	Same	1	1-0-0	1.000
Northwestern	1892	2015	74	57-15-2	.783
Notre Dame	1887	2014	42	24-17-1	.583
Oberlin	1891	1905	9	9-0-0	1.000
Ohio Northern	1903	1905	3	3-0-0	1.000
Ohio State	1897	2017	114	58-50-6	.535
Ohio Wesleyan	1897	1928	4	2-1-1	.625
Oklahoma	1975	Same	1	0-1-0	.000
Oklahoma State	1926	1992	2	2-0-0	1.000
Olivet	1891	1894	2	2-0-0	1.000
Oregon	1948	2007	5	3-2-0	.600
Oregon State	1959	2015	5	5-0-0	1.000
P&S Chicago	1896	1904	2	2-0-0	1.000
Peninsulars	1885	Same	1	1-0-0	1.000
Pennsylvania	1899	1953	21	11-8-2	.571
Penn State	1993	2017	21	13-8-0	.650
Pittsburgh	1941	1947	2	2-0-0	1.000
Princeton	1881	1932	3	2-1-0	.667
Purdue	1890	2017	59	45-14-0	.763
Quantico Marines	1923	Same	1	1-0-0	1.000
Racine	1879	Same	1	1-0-0	1.000
Rice	1999	2000	2	2-0-0	1.000
Rush Lake Forest	1895	1896	2	2-0-0	1.000
Rutgers	2014	2017	4	3-1-0	.750
San Diego State	2004	2011	2	2-0-0	1.000
South Carolina	1980	2017	4	1-3-0	.250
South Dakota	1912	Same	1	1-0-0	1.000
Southern California	1947	2006	10	4-6-0	.400
Southern Methodist	1963	Same	1	1-0-0	1.000
Stanford	1901	1976	10	6-3-1	.650
Stevens Institute	1883	Same	1	1-0-0	1.000
Syracuse	1908	1999	12	6-5-1	.542
Tennessee	2001	Same	1	0-1-0	.000
Texas	2004	Same	1	0-1-0	.000
Texas A&M	1970	1995	3	2-1-0	.667
Toledo	2008	Same	1	0-1-0	.000
Toronto	1879	1880	2	1-0-1	.750
Tulane	1920	1972	3	3-0-0	1.000
UCLA	1956	2000	11	8-3-0	.727
UNLV	2015	Same	1	1-0-0	1.000
Utah	2002	2015	4	1-3-0	.250
Vanderbilt	1905	2006	11	10-0-1	.955
Virginia	1899	1995	3	3-0-0	1.000
Virginia Tech	2011	Same	1	1-0-0	1.000
Wabash	1907	Same	1	1-0-0	1.000
Wake Forest	1976	1988	2	2-0-0	1.000
Washington	1953	2002	12	7-5-0	.583
Washington State	1983	1997	4	4-0-0	1.000
Washington Univ. (MO)	1916	Same	1	1-0-0	1.000
Wesleyan	1883	Same	1	0-1-0	.000
West Virginia	1904	Same	1	1-0-0	1.000
Western Michigan	1917	2011	6	6-0-0	1.000
Western Reserve	1898	1899	2	2-0-0	1.000
Windsor Club	1885	Same	2	2-0-0	1.000
Wisconsin	1892	2017	66	50-15-1	.765
Wittenberg	1896	1897	2	2-0-0	1.000
Yale	1881	1939	4	2-2-0	.500

*2018 opponents in bold

YEAR-BY-YEAR SERIES SCORES

Adelbert (1-0)

H: 1-0 / A: 0-0 / N: 0-0
Year ...W/L.. Score ..Site... Rank
1895.....W 64-0..... H

Adrian (1-0)

H: 1-0 / A: 0-0 / N: 0-0
Year ...W/L.. Score ..Site... Rank
1894.....W 46-0..... H

Air Force (3-0)

H: 3-0 / A: 0-0 / N: 0-0
Year ...W/L.. Score ..Site... Rank
1964.....W 24-7..... H
2012.....W 31-25..... H.....19/-
2017.....W 29-13..... H.....7/-

Akron (1-0)

H: 1-0 / A: 0-0 / N: 0-0
Year ...W/L.. Score ..Site... Rank
2013.....W 28-24..... H.....11/-

Alabama (2-2)

H: 0-0 / A: 0-0 / N: 2-2
Year ...W/L.. Score ..Site... Rank
1987.....W 28-24..... 1
1996.....L 14-17..... 2..... 15/16
1999.....W 35-34..... 3..... 8/5
2012.....L 14-41..... 4..... 8/2
1-Hall of Fame Bowl, Tampa Stadium, Tampa, Fla.
2-Outback Bowl, Houlihan Stadium, Tampa, Fla.
3-Orange Bowl, ProPlayer Stadium, Miami, Fla.
4-Cowboys Classic, Cowboys Stadium, Arlington, Texas

Albion (16-1)

H: 15-1 / A: 1-0 / N: 0-0
Year ...W/L.. Score ..Site... Rank
1884.....W 18-0..... H
1886.....W 50-0..... A
1886.....W 24-0..... H
1887.....W 32-0..... H
1888.....W 76-4..... H
1889.....W 33-4..... H
1890.....W 56-10..... H
1890.....W 16-0..... H
1891.....L 4-10..... H
1892.....W 60-8..... H
1894.....W 26-10..... H
1899.....W 26-0..... H
1901.....W 50-0..... H
1902.....W 68-0..... H
1903.....W 76-0..... H
1905.....W 70-0..... H
1929.....W 39-0..... H

American Medical [Chicago] (2-0)

H: 1-0 / A: 0-0 / N: 0-0
Year ...W/L.. Score ..Site... Rank
1904.....W 72-0..... H

Ann Arbor High School (1-0)

H: 1-0 / A: 0-0 / N: 0-0
Year ...W/L.. Score ..Site... Rank
1891.....W 62-0..... H

Appalachian State (1-1)

H: 1-1 / A: 0-0 / N: 0-0
Year ...W/L.. Score ..Site... Rank
2007.....L 32-34..... H.....5/-
2014.....W 52-14..... H

Arizona (2-0)

H: 2-0 / A: 0-0 / N: 0-0
Year ...W/L.. Score ..Site... Rank
1970.....W 20-9..... H.....8/-
1978.....W 21-17..... H.....3/-

Arizona State (0-1)

H: 0-0 / A: 0-0 / N: 0-1
Year ...W/L.. Score ..Site... Rank
1986.....L 15-22..... 1..... 4/7
1-Rose Bowl, Pasadena, Calif.

Arkansas (1-0)

H: 0-0 / A: 0-0 / N: 1-0
Year ...W/L.. Score ..Site... Rank
1998.....W 45-31..... 1..... 15/11
1-CompUSA Florida Citrus Bowl, Orlando, Fla.

Army (4-5)

H: 4-3 / A: 0-0 / N: 0-2
Year ...W/L.. Score ..Site... Rank
1945.....L 7-28..... 1..... 9/1
1946.....L 13-20..... H..... 4/2
1949.....L 7-21..... H..... 1/7
1950.....L 6-27..... 1..... 18/1
1954.....L 7-26..... H
1955.....W 26-2..... H..... 2/6
1956.....W 48-14..... H..... 12/15
1961.....W 38-8..... H..... 9/-
1962.....W 17-7..... H..... -/10
1-Yankee Stadium, New York, N.Y.

Auburn (1-1)

H: 0-0 / A: 0-0 / N: 1-1
Year ...W/L.. Score ..Site... Rank
1983.....L 7-9..... 1..... 8/3
2000.....W 31-28..... 2..... 17/20
1-Sugar Bowl, Louisiana Superdome, New Orleans, La.
2-Florida Citrus Bowl, Orlando, Fla.

Ball State (1-0)

H: 1-0 / A: 0-0 / N: 0-0
Year ...W/L.. Score ..Site... Rank
2006.....W 34-26..... H..... 2/-

Baylor (1-0-1)

H: 1-0-1 / A: 0-0 / N: 0-0
Year ...W/L.. Score ..Site... Rank
1975.....T 14-14..... H..... 9/-
1997.....W 38-3..... H..... 8/-

Beloit (3-0)

H: 3-0 / A: 0-0 / N: 0-0
Year ...W/L.. Score ..Site... Rank
1898.....W 22-0..... H
1901.....W 89-0..... H
1903.....W 79-0..... H

Boston College (4-0)

H: 2-0 / A: 2-0 / N: 0-0
Year ...W/L.. Score ..Site... Rank
1991.....W 35-13..... A..... 2/-
1994.....W 34-26..... H..... 5/-
1995.....W 23-13..... A..... 9/-
1996.....W 20-14..... H..... 8/-

Bowling Green (2-0)

H: 1-0 / A: 0-0 / N: 0-0
Year ...W/L.. Score ..Site... Rank
2000.....W 42-7..... H..... 6/-
2010.....W 65-14..... H..... 21/-

Brigham Young (1-1)

H: 1-0 / A: 0-0 / N: 0-1
Year ...W/L.. Score ..Site... Rank
1984.....L 17-24..... 1..... -/1
2015.....W 31-0..... H..... -/22
1-Holiday Bowl, Jack Murphy Stadium, San Diego, Calif.

Buffalo (1-0)

H: 1-0 / A: 0-0 / N: 0-0
Year ...W/L.. Score ..Site... Rank
1901.....W 128-0..... H

Butler (1-0)

H: 1-0 / A: 0-0 / N: 0-0
Year ...W/L.. Score ..Site... Rank
1891.....W 42-6..... H

California (6-2)

H: 2-1 / A: 3-1 / N: 1-0
Year ...W/L.. Score ..Site... Rank
1940.....W 41-0..... A
1950.....W 14-6..... 1..... 9/5
1965.....W 10-7..... H..... 4/-
1966.....W 17-7..... A..... 9/-
1967.....L 9-10..... A
1968.....L 7-21..... H
1979.....W 14-10..... A..... 11/-
1980.....W 38-13..... H
1-Rose Bowl, Pasadena, Calif.

Camp Grant (1-0)

H: 0-0 / A: 1-0 / N: 0-0
Year ...W/L.. Score ..Site... Rank
1943.....W 26-0..... A

Carlisle (1-0)

H: 0-0 / A: 0-0 / N: 1-0
Year ...W/L.. Score ..Site... Rank
1901.....W 22-0..... 1
1-Detroit, Mich.

Carroll (1-0)

H: 1-0 / A: 0-0 / N: 0-0
Year ...W/L.. Score ..Site... Rank
1916.....W 54-0..... H

Case (26-0-1)

H: 25-0-1 / A: 1-0 / N: 0-0
Year ...W/L.. Score ..Site... Rank
1894.....W 18-8..... A
1898.....W 23-5..... H
1899.....W 28-6..... H
1900.....W 24-6..... H
1901.....W 57-0..... H
1902.....W 48-6..... H
1903.....W 31-0..... H
1904.....W 33-0..... H
1905.....W 36-0..... H
1906.....W 28-0..... H
1907.....W 9-0..... H
1908.....W 16-6..... H
1909.....W 3-0..... H
1910.....T 3-3..... H
1911.....W 24-0..... H
1912.....W 34-0..... H

1913.....W 48-0..... H
1914.....W 69-0..... H
1915.....W 14-3..... H
1916.....W 19-3..... H
1917.....W 41-0..... H
1918.....W 33-0..... H
1919.....W 34-0..... H
1920.....W 35-0..... H
1921.....W 65-0..... H
1922.....W 48-0..... H
1923.....W 36-0..... H

Central Michigan (4-0)

H: 4-0 / A: 0-0 / N: 0-0
Year ...W/L.. Score ..Site... Rank
1931.....W 27-0..... H
2003.....W 45-7..... H..... 4/-
2006.....W 41-17..... H..... 10/-
2013.....W 59-9..... H..... 17/-

Chicago (19-7)

H: 8-0 / A: 10-5 / N: 1-2
Year ...W/L.. Score ..Site... Rank
1892.....W 18-10..... 1
1893.....L 6-10..... A
1893.....W 28-10..... A
1894.....W 6-4..... A
1895.....W 12-0..... A
1896.....L 6-7..... 2
1897.....L 12-21..... 2
1898.....W 12-11..... A
1900.....L 5-16..... A
1901.....W 22-0..... H
1902.....W 21-0..... A
1903.....W 28-0..... A
1904.....W 22-12..... H
1905.....L 0-2..... A
1918.....W 13-0..... A
1919.....L 0-13..... A
1920.....W 14-0..... H
1927.....W 14-0..... A
1930.....W 16-0..... H
1931.....W 13-7..... H
1932.....W 12-0..... H
1933.....W 28-0..... A
1934.....L 0-27..... A
1937.....W 13-12..... H
1938.....W 45-7..... H
1939.....W 85-0..... A..... 6/-
1-Toledo, Ohio
2-Chicago Coliseum, Chicago, Ill.

Chicago AA (0-1)

H: 0-0 / A: 0-1 / N: 0-0
Year ...W/L.. Score ..Site... Rank
1889.....L 0-20..... A

Chicago A.C. (0-1)

H: 0-0 / A: 0-1 / N: 0-0
Year ...W/L.. Score ..Site... Rank
1891.....L 0-10..... A

Chicago U Club (1-1)

H: 1-0 / A: 0-1 / N: 0-0
Year ...W/L.. Score ..Site... Rank
1884.....W 18-10..... H
1888.....L 4-26..... A

Cincinnati (1-0)

H: 1-0 / A: 0-0 / N: 0-0
Year ...W/L.. Score ..Site... Rank
2017.....W 36-14..... H..... 8/-

YEAR-BY-YEAR SERIES SCORES

Cleveland AA (0-1)

H: 0-0 / A: 0-1 / N: 0-0
Year ...W/L.. Score ..Site... Rank
 1891.....L.....4-8.....A

Colorado (4-1)

H: 2-1 / A: 1-0 / N: 0-0
Year ...W/L.. Score ..Site... Rank
 1974.....W.....31-0.....H.....6/-
 1994.....L.....26-27.....H.....4/7
 1996.....W.....20-13.....A.....11/5
 1997.....W.....27-3.....H.....14/8
 2016.....W.....45-48.....H.....4/-

Colorado State (1-0)

H: 0-0 / A: 0-0 / N: 1-0
Year ...W/L.. Score ..Site... Rank
 1994.....W.....24-14.....1.....20/10
1-Holiday Bowl, Jack Murphy Stadium, San Diego, Calif.

Columbia (3-0)

H: 1-0 / A: 2-0 / N: 0-0
Year ...W/L.. Score ..Site... Rank
 1935.....W.....19-7.....A
 1936.....W.....13-0.....H
 1941.....W.....28-0.....A.....7/-

Connecticut (2-0)

H: 1-0 / A: 1-0 / N: 0-0
Year ...W/L.. Score ..Site... Rank
 2010.....W.....30-10.....H.....-/-
 2013.....W.....24-21.....A.....15/-

Cornell (6-12)

H: 4-2 / A: 1-5 / N: 1-5
Year ...W/L.. Score ..Site... Rank
 1889.....L.....0-56.....1
 1890.....L.....5-20.....2
 1891.....L.....12-58.....2
 1891.....L.....0-10.....3
 1892.....L.....0-44.....A
 1892.....L.....10-30.....2
 1894.....L.....0-22.....A
 1894.....W.....12-4.....2
 1911.....L.....0-6.....A
 1912.....W.....20-7.....H
 1913.....W.....17-0.....A
 1914.....L.....13-28.....H
 1915.....L.....7-34.....H
 1916.....L.....20-23.....A
 1917.....W.....42-0.....H
 1933.....W.....40-0.....H
 1951.....L.....7-20.....A
 1952.....W.....49-7.....H
1-Buffalo, N.Y. / 2-Detroit, Mich. / 3-Chicago, Ill.

Dartmouth (1-0)

H: 1-0 / A: 0-0 / N: 0-0
Year ...W/L.. Score ..Site... Rank
 1950.....W.....27-7.....H.....19/-

Delaware State (1-0)

H: 1-0 / A: 0-0 / N: 0-0
Year ...W/L.. Score ..Site... Rank
 2009.....W.....63-6.....H

Denison (1-0)

H: 1-0 / A: 0-0 / N: 0-0
Year ...W/L.. Score ..Site... Rank
 1930.....W.....33-0.....H

DePauw (3-0)

H: 1-0 / A: 1-0 / N: 1-0
Year ...W/L.. Score ..Site... Rank
 1892.....W.....18-0.....1
 1893.....W.....34-0.....A
 1914.....W.....58-0.....H
1-Indianapolis, Ind.

Detroit (1-0)

H: 1-0 / A: 0-0 / N: 0-0
Year ...W/L.. Score ..Site... Rank
 1917.....W.....14-3.....H

Detroit A.C. (5-0)

H: 2-0 / A: 3-0 / N: 0-0
Year ...W/L.. Score ..Site... Rank
 1888.....W.....14-6.....A
 1890.....W.....18-0.....A
 1893.....W.....6-0.....H
 1893.....W.....26-0.....A
 1895.....W.....42-0.....H

Detroit Ind. (1-0)

H: 1-0 / A: 0-0 / N: 0-0
Year ...W/L.. Score ..Site... Rank
 1883.....W.....40-5.....H

Drake (3-0)

H: 3-0 / A: 0-0 / N: 0-0
Year ...W/L.. Score ..Site... Rank
 1903.....W.....47-0.....H
 1904.....W.....36-4.....H
 1905.....W.....48-0.....H

Duke (6-0)

H: 5-0 / A: 1-0 / N: 0-0
Year ...W/L.. Score ..Site... Rank
 1960.....W.....31-6.....H
 1961.....W.....28-14.....H
 1967.....W.....10-7.....H
 1968.....W.....31-10.....A
 1977.....W.....21-9.....H.....1/-
 1978.....W.....52-0.....H.....4/-

Eastern Michigan (10-0)

H: 10-0 / A: 0-0 / N: 0-0
Year ...W/L.. Score ..Site... Rank
 1896.....W.....18-0.....H
 1897.....W.....24-0.....H
 1898.....W.....21-0.....H
 1930.....W.....7-0.....H
 1931.....W.....34-0.....H
 1998.....W.....59-20.....H
 2005.....W.....55-0.....H.....14/-
 2007.....W.....33-22.....H
 2009.....W.....45-17.....H.....25/-
 2011.....W.....31-3.....H.....-/-

Ferris State (1-0)

H: 1-0 / A: 0-0 / N: 0-0
Year ...W/L.. Score ..Site... Rank
 1903.....W.....88-0.....H.....

Florida (4-0)

H: 0-0 / A: 0-0 / N: 4-0
Year ...W/L.. Score ..Site... Rank
 2002.....W.....38-30.....1.....12/22
 2007.....W.....41-35.....2.....-/9
 2016.....W.....41-7.....3.....17/19
 2017.....W.....33-17.....4.....11/17
*1-Outback Bowl, Tampa, Fla.
 2-Capital One Bowl, Orlando, Fla.*

*3-Citrus Bowl, Orlando, Fla.
 4-AdvoCare Classic, Dallas, Texas*

Florida State (1-2)

H: 1-1 / A: 0-0 / N: 0-0
Year ...W/L.. Score ..Site... Rank
 1986.....W.....20-18.....H.....5/20
 1991.....L.....31-51.....H.....3/1
 2016.....L.....32-33.....1.....6/11
1-Orange Bowl, Hard Rock Stadium, Miami, Fla.

Georgia (1-1)

H: 1-1 / A: 0-0 / N: 0-0
Year ...W/L.. Score ..Site... Rank
 1957.....W.....26-0.....H.....10/-
 1965.....L.....7-15.....H.....7/-

Georgia Tech (1-0)

H: 1-0 / A: 0-0 / N: 0-0
Year ...W/L.. Score ..Site... Rank
 1934.....W.....9-2.....H

Grand Rapids H.S. (1-0)

H: 1-0 / A: 0-0 / N: 0-0
Year ...W/L.. Score ..Site... Rank
 1896.....W.....44-0.....H

Great Lakes (2-0)

H: 2-0 / A: 0-0 / N: 0-0
Year ...W/L.. Score ..Site... Rank
 1942.....W.....9-0.....H
 1945.....W.....27-2.....H

Harvard (4-4)

H: 2-0 / A: 2-4 / N: 0-0
Year ...W/L.. Score ..Site... Rank
 1881.....L.....0-4.....A
 1883.....L.....0-3.....A
 1895.....L.....0-4.....A
 1914.....L.....0-7.....A
 1929.....W.....14-12.....H
 1930.....W.....6-3.....A
 1940.....W.....26-0.....A
 1942.....W.....35-7.....H.....11/-

Harvard Club [Chicago] (1-0)

H: 0-0 / A: 1-0 / N: 0-0
Year ...W/L.. Score ..Site... Rank
 1887.....W.....26-0.....A

Hawaii (3-0)

H: 0-0 / A: 2-0 / N: 0-0
Year ...W/L.. Score ..Site... Rank
 1986.....W.....27-10.....A.....4/-
 1998.....W.....48-17.....A.....15/-
 2016.....W.....63-3.....H.....7/-

Hillsdale (2-0)

H: 2-0 / A: 0-0 / N: 0-0
Year ...W/L.. Score ..Site... Rank
 1899.....W.....11-0.....H
 1900.....W.....29-0.....H

Houston (3-0)

H: 3-0 / A: 0-0 / N: 0-0
Year ...W/L.. Score ..Site... Rank
 1992.....W.....61-7.....H.....4/-
 1993.....W.....42-21.....H.....8/-
 2003.....W.....50-3.....H.....5/-

Illinois (70-23-2)

H: 33-11-1 / A: 34-12-1 / N: 2-0
Year ...W/L.. Score ..Site... Rank

1898.....W.....12-5.....1
 1899.....W.....5-0.....A
 1900.....W.....12-0.....2
 1905.....W.....33-0.....A
 1906.....W.....28-9.....H
 1919.....L.....7-29.....A
 1920.....L.....6-7.....H
 1921.....W.....3-0.....A
 1922.....W.....24-0.....H
 1924.....L.....14-39.....A
 1925.....W.....3-0.....A
 1926.....W.....13-0.....H
 1927.....L.....0-14.....A
 1928.....W.....3-0.....H
 1929.....L.....0-14.....A
 1930.....W.....15-7.....H
 1931.....W.....35-0.....A
 1932.....W.....32-0.....H
 1933.....W.....7-6.....A
 1934.....L.....6-7.....H
 1935.....L.....0-3.....A
 1936.....L.....6-9.....H
 1937.....W.....7-6.....A
 1938.....W.....14-0.....H.....13/-
 1939.....L.....7-16.....A.....2/-
 1940.....W.....28-0.....H
 1941.....W.....20-0.....A.....7/-
 1942.....W.....28-14.....H.....13/12
 1943.....W.....42-6.....A.....7/-
 1944.....W.....14-0.....H.....8/10
 1945.....W.....19-0.....A.....16/-
 1946.....L.....9-13.....H.....t-8/-
 1947.....W.....14-7.....A.....2/11
 1948.....W.....28-20.....H.....1/-
 1949.....W.....13-0.....A.....6/-
 1950.....L.....0-7.....H.....-/10
 1951.....L.....0-7.....A.....15/3
 1952.....L.....13-22.....H.....15/-
 1953.....L.....3-19.....A.....17/4
 1954.....W.....14-7.....H
 1955.....L.....6-25.....A.....3/-
 1956.....W.....17-7.....H.....10/-
 1957.....L.....19-20.....A.....11/-
 1958.....L.....8-21.....H
 1959.....W.....20-15.....A
 1960.....W.....8-7.....H
 1961.....W.....38-6.....A
 1962.....W.....14-10.....H
 1963.....W.....14-8.....A.....-/2
 1964.....W.....21-6.....H
 1965.....W.....23-3.....A
 1966.....L.....21-28.....H
 1967.....W.....21-14.....A
 1968.....W.....36-0.....H.....7/-
 1969.....W.....57-0.....A.....18/-
 1970.....W.....42-0.....H.....5/-
 1971.....W.....35-6.....H.....3/-
 1972.....W.....31-7.....A.....6/-
 1973.....W.....21-6.....H.....4/-
 1974.....W.....14-6.....A.....4/-
 1975.....W.....21-15.....A.....4/-
 1976.....W.....38-7.....H.....4/-
 1977.....W.....37-9.....A.....2/-
 1978.....W.....31-0.....H.....4/-
 1979.....W.....27-7.....A.....11/-
 1980.....W.....45-14.....H
 1981.....W.....70-21.....H.....12/-
 1982.....W.....16-10.....A.....15/-
 1983.....L.....6-16.....A.....8/9

YEAR-BY-YEAR SERIES SCORES

1984.....W 26-18..... H
 1985.....T 3-3..... A..... 4/
 1986.....W 69-13..... H..... 3/
 1987.....W 17-14..... A
 1988.....W 38-9..... H..... 13/
 1989.....W 24-10..... A..... 3/8
 1990.....W 22-17..... H..... 19/17
 1991.....W 20-0..... A..... 4/25
 1992.....T 22-22..... H..... 3/
 1993.....L 21-24..... H..... 13/
 1994.....W 19-14..... A..... 11/
 1995.....W 38-14..... A..... 13/25
 1996.....W 20-8..... H..... 12/
 1999.....L 29-35..... H..... 9/
 2000.....W 35-31..... A..... 10/19
 2001.....W 45-20..... H..... 17/22
 2002.....W 45-28..... A..... 14/
 2003.....W 56-14..... H..... 17/
 2004.....W 30-19..... A..... 14/
 2007.....W 27-17..... A..... 24/
 2008.....L 20-45..... H
 2009.....L 13-38..... A
 2010.....W 67-65 3ot..... H..... -/
 2011.....W 31-14..... A..... 22/
 2012.....W 45-0..... H..... 25/
 2016.....W 41-8..... H..... 3/
1-Detroit, Mich. / 2-Chicago, Ill.

Indiana (56-9)

H: 37-7 / A: 19-2 / N: 0-0
Year ...W/L.. Score ..Site... Rank
 1900.....W 12-0..... H
 1901.....W 33-0..... H
 1902.....W 60-0..... H
 1903.....W 51-0..... H
 1925.....W 63-0..... H
 1928.....L 0-6..... H
 1931.....W 22-0..... H
 1932.....W 7-0..... A
 1935.....W 7-0..... H
 1936.....L 3-14..... H
 1943.....W 23-6..... H..... 6/
 1944.....L 0-20..... H
 1945.....L 7-13..... H
 1946.....W 21-0..... H
 1947.....W 35-0..... H..... 2/
 1948.....W 54-0..... H..... 1/
 1949.....W 20-7..... H..... 5/
 1950.....W 20-7..... H
 1951.....W 33-14..... H
 1952.....W 28-13..... H
 1954.....L 9-13..... H..... 11/
 1955.....W 30-0..... H..... 7/
 1956.....W 49-26..... H..... 10/
 1957.....W 27-13..... H..... 18/
 1958.....L 6-8..... H
 1959.....L 7-26..... A
 1960.....W 29-7..... H
 1967.....L 20-27..... H
 1968.....W 27-22..... A..... 18/19
 1971.....W 61-7..... H..... 3/
 1972.....W 21-7..... A..... 4/
 1973.....W 49-13..... H..... 4/
 1974.....W 21-7..... A..... 3/
 1975.....W 55-7..... H..... 7/
 1976.....W 35-0..... A..... 1/
 1979.....W 27-21..... H..... 10/
 1980.....W 35-0..... A..... 18/
 1981.....W 38-17..... A..... 8/
 1982.....W 24-10..... H

1983.....W 43-18..... H..... 14/
 1984.....W 14-6..... A..... 14/
 1985.....W 42-15..... H..... 4/
 1986.....W 38-14..... A..... 4/
 1987.....L 10-14..... A..... 20/15
 1988.....W 31-6..... H..... 20/14
 1989.....W 38-10..... H..... 5/
 1990.....W 45-19..... A..... 20/
 1991.....W 24-16..... H..... 4/
 1992.....W 31-3..... A..... 3/
 1995.....W 34-17..... A..... 10/
 1996.....W 27-20..... H..... 13/
 1997.....W 37-0..... A..... 6/
 1998.....W 21-10..... H
 1999.....W 34-31..... A..... 15/
 2000.....W 58-0..... H..... 18/
 2003.....W 31-17..... H..... 11/
 2004.....W 35-14..... A..... 19/
 2005.....W 41-14..... H..... 22/
 2006.....W 34-3..... A..... 2/
 2009.....W 36-33..... H..... 23/
 2010.....W 42-35..... A..... 19/
 2013.....W 63-47..... H
 2014.....W 34-10..... H
 2015.....W 48-41 3ot..... A..... 15/
 2016.....W 20-10..... H..... 4/
 2017.....W 27-20 1ot..... A..... 17/
Iowa (41-15-4)

H: 24-6-3 / A: 16-7-1 / N: 1-1
Year ...W/L.. Score ..Site... Rank
 1900.....L 5-28..... 1
 1901.....W 50-0..... 2
 1902.....W 107-0..... H
 1923.....W 9-3..... A
 1924.....L 2-9..... H
 1928.....W 10-7..... H
 1929.....T 0-0..... H
 1933.....W 10-6..... H
 1937.....W 7-6..... A
 1939.....W 27-7..... H
 1941.....W 6-0..... H
 1942.....W 28-14..... H..... 9/
 1946.....W 14-7..... H
 1951.....W 21-0..... A
 1953.....W 14-13..... H..... 5/
 1954.....W 14-13..... H..... -/4
 1955.....W 33-21..... H..... 3/
 1956.....W 17-14..... A..... 17/7
 1957.....T 21-21..... H..... 12/3
 1958.....L 14-37..... H..... -/2
 1961.....W 23-14..... H
 1962.....L 14-28..... A
 1963.....T 21-21..... H
 1964.....W 34-20..... A..... 6/
 1969.....W 51-6..... A..... 14/
 1970.....W 55-0..... H..... 5/
 1971.....W 63-7..... H..... 3/
 1972.....W 31-0..... A..... 4/
 1973.....W 31-7..... A..... 5/
 1974.....W 24-7..... H..... 6/
 1977.....W 23-6..... H..... 6/
 1978.....W 34-0..... A..... 8/
 1981.....L 7-9..... H..... 5/12
 1982.....W 29-7..... A
 1983.....W 16-13..... H..... 10/12
 1984.....L 0-26..... A..... -/18
 1985.....L 10-12..... A..... 2/1
 1986.....W 20-17..... H..... 4/8
 1987.....W 37-10..... H

1988.....T 17-17..... A..... 15/
 1989.....W 26-12..... A..... 5/
 1990.....L 23-24..... H..... 10/22
 1991.....W 43-24..... A..... 7/9
 1992.....W 52-28..... H..... 4/
 1993.....W 24-7..... H..... 8/
 1994.....W 29-14..... A..... 7/
 1997.....W 28-24..... H..... 5/15
 1998.....W 12-9..... A..... 25/
 2001.....W 32-26..... A..... 8/
 2002.....L 9-34..... H..... 8/13
 2003.....L 27-30..... A..... 9/23
 2004.....W 30-17..... H..... 18/
 2005.....W 23-20ot..... A
 2006.....W 20-6..... H..... 2/
 2009.....L 28-30..... A..... -/12
 2010.....L 28-38..... H..... -/14
 2011.....L 16-24..... A..... 13/
 2012.....W 42-17..... H..... 23/
 2013.....L 21-24..... A..... -/
 2016.....L 13-14..... A..... 2/
1-Detroit, Mich. / 2-Chicago, Ill.

Iowa Pre-Flight (1-1)

H: 1-1 / A: 0-0 / N: 0-0
Year ...W/L.. Score ..Site... Rank
 1942.....L 14-26..... H
 1944.....W 12-7..... H

Kalamazoo (5-0)

H: 5-0 / A: 0-0 / N: 0-0
Year ...W/L.. Score ..Site... Rank
 1899.....W 24-9..... H
 1900.....W 11-0..... H
 1904.....W 95-0..... H
 1905.....W 44-0..... H
 1917.....W 62-0..... H

Kansas (3-0)

H: 1-0 / A: 0-0 / N: 2-0
Year ...W/L.. Score ..Site... Rank
 1893.....W 22-0..... 1
 1894.....W 22-12..... 1
 1979.....W 28-7..... H..... 11/
1-Kansas City, Mo.

Kansas State (1-0)

H: 0-0 / A: 0-0 / N: 0-1
Year ...W/L.. Score ..Site... Rank
 2013.....L 14-31..... 1
1-Scottsdale, Ariz.

Kentucky (1-0)

H: 1-0 / A: 0-0 / N: 0-0
Year ...W/L.. Score ..Site... Rank
 1908.....W 62-0..... H

Kenyon (1-0)

H: 1-0 / A: 0-0 / N: 0-0
Year ...W/L.. Score ..Site... Rank
 1898.....W 29-0..... H

Lawrence (1-0)

H: 1-0 / A: 0-0 / N: 0-0
Year ...W/L.. Score ..Site... Rank
 1915.....W 39-0..... H

Lehigh (1-0)

H: 0-0 / A: 0-0 / N: 1-0
Year ...W/L.. Score ..Site... Rank
 1896.....W 40-0..... 1
1-Detroit, Mich.

Long Beach State (1-0)

H: 1-0 / A: 0-0 / N: 0-0
Year ...W/L.. Score ..Site... Rank
 1987.....W 49-0..... H..... 14/
Marietta (2-0)

H: 2-0 / A: 0-0 / N: 0-0
Year ...W/L.. Score ..Site... Rank
 1915.....W 28-6..... H
 1916.....W 38-0..... H

Marquette (2-0)

H: 0-0 / A: 2-0 / N: 0-0
Year ...W/L.. Score ..Site... Rank
 1909.....W 6-5..... A
 1944.....W 14-0..... A

Maryland (6-1)

H: 3-1 / A: 2-0 / N: 0-0
Year ...W/L.. Score ..Site... Rank
 1985.....W 20-0..... H..... 12/17
 1989.....W 41-21..... H..... 6/
 1990.....W 45-17..... H..... 6/
 2014.....L 16-23..... H
 2015.....W 28-0..... A..... 22/
 2016.....W 59-3..... H..... 3/
 2017.....W 35-10..... A..... 21/
Massachusetts (1-0)

H: 2-0 / A: 0-0 / N: 0-0
Year ...W/L.. Score ..Site... Rank
 2010.....W 42-37..... H..... 20/
 2012.....W 63-13..... H..... 17/
Memphis (1-0)

H: 1-0 / A: 0-0 / N: 0-0
Year ...W/L.. Score ..Site... Rank
 1995.....W 24-7..... H..... 11/
Miami, Florida (1-1)

H: 1-1 / A: 0-0 / N: 0-0
Year ...W/L.. Score ..Site... Rank
 1984.....W 22-14..... H..... 14/1
 1988.....L 30-31..... H..... 15/1

Miami, Ohio (6-0)

H: 6-0 / A: 0-0 / N: 0-0
Year ...W/L.. Score ..Site... Rank
 1924.....W 55-0..... H.....
 1995.....W 38-19..... H..... 8/
 2001.....W 31-13..... H..... 12/
 2004.....W 43-10..... H..... 8/
 2008.....W 16-6..... H
 2014.....W 34-10..... H

Michigan AA (2-0)

H: 1-0 / A: 0-0 / N: 1-0
Year ...W/L.. Score ..Site... Rank
 1892.....W 74-0..... H
 1892.....W 68-0..... 1
1 - Detroit, Mich.

Michigan Military Academy (2-0-1)

H: 2-0-1 / A: 0-0 / N: 0-0
Year ...W/L.. Score ..Site... Rank
 1894.....T 12-12..... H
 1894.....W 40-6..... H
 1895.....W 34-0..... H

Michigan State (69-36-5)

H: 49-22-3 / A: 19-14-2 / N: 0-0
Year ...W/L.. Score ..Site... Rank
 1898.....W 39-0..... H
 1902.....W 119-0..... H

YEAR-BY-YEAR SERIES SCORES

1907.....W.....46-0.....H
 1908.....T.....0-0.....A
 1910.....W.....6-3.....H
 1911.....W.....15-3.....A
 1912.....W.....55-7.....H
 1913.....L.....7-12.....H
 1914.....W.....3-0.....A
 1915.....L.....0-24.....H
 1916.....W.....9-0.....H
 1917.....W.....27-0.....H
 1918.....W.....21-6.....H
 1919.....W.....26-0.....H
 1920.....W.....35-0.....H
 1921.....W.....30-0.....H
 1922.....W.....63-0.....H
 1923.....W.....37-0.....H
 1924.....W.....7-0.....A
 1925.....W.....39-0.....H
 1926.....W.....55-3.....H
 1927.....W.....21-0.....H
 1928.....W.....3-0.....H
 1929.....W.....17-0.....H
 1930.....T.....0-0.....H
 1931.....T.....0-0.....H
 1932.....W.....26-0.....H
 1933.....W.....20-6.....H
 1934.....L.....0-16.....H
 1935.....L.....6-25.....H
 1936.....L.....7-21.....H
 1937.....L.....14-19.....H
 1938.....W.....14-0.....H
 1939.....W.....26-13.....H
 1940.....W.....21-14.....H
 1941.....W.....19-7.....H
 1942.....W.....20-0.....H
 1945.....W.....40-0.....H
 1946.....W.....55-7.....H.....11/-
 1947.....W.....55-0.....H
 1948.....W.....13-7.....A
 1949.....W.....7-3.....H
 1950.....L.....7-14.....H.....3/19
 1951.....L.....0-25.....H.....17/2
 1952.....L.....13-27.....H.....-1
 1953.....L.....6-14.....A.....-4
 1954.....W.....33-7.....H.....
 1955.....W.....14-7.....H.....2/-
 1956.....L.....0-9.....H.....5/2
 1957.....L.....6-35.....H.....6/2
 1958.....T.....12-12.....A.....16/14
 1959.....L.....8-34.....H
 1960.....L.....17-24.....A
 1961.....L.....0-28.....H.....6/5
 1962.....L.....0-28.....A
 1963.....T.....7-7.....H
 1964.....W.....17-10.....A.....7/t-9
 1965.....L.....7-24.....H.....-5
 1966.....L.....7-20.....A.....-1
 1967.....L.....0-34.....H
 1968.....W.....28-14.....H.....-12
 1969.....L.....12-23.....A.....13/12
 1970.....W.....34-20.....H.....6/-
 1971.....W.....24-13.....A.....2/-
 1972.....W.....10-0.....H.....5/-
 1973.....W.....31-0.....A.....5/-
 1974.....W.....21-7.....H.....4/-
 1975.....W.....16-6.....A.....8/15
 1976.....W.....42-10.....H.....1/-
 1977.....W.....24-14.....A.....3/-
 1978.....L.....15-24.....H.....5/-

1979.....W.....21-7.....A.....11/16
 1980.....W.....27-23.....H
 1981.....W.....38-20.....A.....6/-
 1982.....W.....31-17.....H
 1983.....W.....42-0.....A.....14/-
 1984.....L.....7-19.....H.....13/-
 1985.....W.....31-0.....A.....3/-
 1986.....W.....27-6.....H.....4/-
 1987.....L.....11-17.....A.....12/-
 1988.....W.....17-3.....H.....17/-
 1989.....W.....10-7.....A.....5/21
 1990.....L.....27-28.....H.....1/-
 1991.....W.....45-28.....A.....5/-
 1992.....W.....35-10.....H.....3/-
 1993.....L.....7-17.....A.....9/-
 1994.....W.....40-20.....H.....7/-
 1995.....L.....25-28.....A.....7/-
 1996.....W.....45-29.....H.....9/-
 1997.....W.....32-7.....A.....5/15
 1998.....W.....29-17.....H
 1999.....L.....31-34.....A.....3/11
 2000.....W.....14-0.....H.....16/-
 2001.....L.....24-26.....A.....6/-
 2002.....W.....49-3.....H.....15/-
 2003.....W.....27-20.....A.....11/9
 2004.....W.....45-37 3ot.....H.....12/-
 2005.....W.....34-31 1ot.....A.....-11
 2006.....W.....31-13.....H.....6/-
 2007.....W.....28-24.....A.....15/-
 2008.....L.....21-35.....H
 2009.....L.....20-26 1ot.....A.....22/-
 2010.....L.....17-34.....H.....18/17
 2011.....L.....14-28.....A.....11/23
 2012.....W.....12-10.....H.....23/-
 2013.....L.....6-29.....A.....23/24
 2014.....L.....11-35.....A.....-8
 2015.....L.....23-27.....H.....12-7
 2016.....W.....32-23.....A.....3/-
 2017.....L.....10-14.....H.....7/-

Minnesota (75-25-3)
H: 40-13-1 / A: 33-12-2 / N: 2-0
Year ...W/L.. Score ..Site... Rank
 1892.....L.....6-14.....A
 1893.....L.....20-34.....H
 1895.....W.....20-0.....1
 1896.....W.....6-4.....A
 1897.....W.....14-0.....1
 1902.....W.....23-6.....H
 1903.....T.....6-6.....A
 1909.....W.....15-6.....A
 1910.....W.....6-0.....H
 1919.....L.....7-34.....H
 1920.....W.....3-0.....A
 1921.....W.....38-0.....H
 1922.....W.....16-7.....A
 1923.....W.....10-0.....H
 1924.....W.....13-0.....A
 1925.....W.....35-0.....H
 1926.....W.....20-0.....H
 1926.....W.....7-6.....A
 1927.....L.....7-13.....H
 1929.....W.....7-6.....A
 1930.....W.....7-0.....H
 1931.....W.....6-0.....H
 1932.....W.....3-0.....A
 1933.....T.....0-0.....H
 1934.....L.....0-34.....A
 1935.....L.....0-40.....H

1936.....L.....0-26.....A
 1937.....L.....6-39.....H
 1938.....L.....6-7.....A
 1939.....L.....7-20.....H.....10/-
 1940.....L.....6-7.....A.....3/2
 1941.....L.....0-7.....H.....3/3
 1942.....L.....14-16.....A.....4/13
 1943.....W.....49-6.....H.....10/11
 1944.....W.....28-13.....A
 1945.....W.....26-0.....H.....10/16
 1946.....W.....21-0.....A.....13/-
 1947.....W.....13-6.....H.....1/-
 1948.....W.....27-14.....A.....1/13
 1949.....W.....14-7.....H.....12/3
 1950.....T.....7-7.....A.....14/-
 1951.....W.....54-27.....H
 1952.....W.....21-0.....H.....19/-
 1953.....L.....0-22.....A.....5/-
 1954.....W.....34-0.....H.....-8
 1955.....W.....14-13.....A.....1/-
 1956.....L.....7-20.....H.....5/-
 1957.....W.....24-7.....A.....20/14
 1958.....W.....20-19.....H
 1959.....W.....14-6.....A.....
 1960.....L.....0-10.....H.....-6
 1961.....L.....20-23.....A
 1962.....L.....0-17.....H
 1963.....L.....0-6.....A
 1964.....W.....19-12.....H
 1965.....L.....13-14.....A
 1966.....W.....49-0.....H
 1967.....L.....15-20.....A
 1968.....W.....33-20.....H.....12/-
 1969.....W.....35-9.....A
 1970.....W.....39-13.....H.....5/-
 1971.....W.....35-7.....A.....3/-
 1972.....W.....42-0.....H.....5/-
 1973.....W.....34-7.....A.....4/-
 1974.....W.....49-0.....H.....3/-
 1975.....W.....28-21.....A.....7/-
 1976.....W.....45-0.....H.....1/-
 1977.....L.....0-16.....A.....1/-
 1978.....W.....42-10.....H.....8/-
 1979.....W.....31-21.....H.....11/-
 1980.....W.....37-14.....A
 1981.....W.....34-13.....A.....15/-
 1982.....W.....52-14.....H.....20/-
 1983.....W.....58-10.....A.....9/-
 1984.....W.....31-7.....H
 1985.....W.....48-7.....A.....8/-
 1986.....L.....17-20.....H.....2/-
 1987.....W.....30-20.....A
 1988.....W.....22-7.....H.....14/-
 1989.....W.....49-15.....A.....3/-
 1990.....W.....35-18.....H.....16/-
 1991.....W.....52-6.....A.....4/-
 1992.....W.....63-13.....H.....3/-
 1993.....W.....58-7.....A
 1994.....W.....38-22.....H.....19/-
 1995.....W.....52-17.....H.....9/-
 1996.....W.....44-10.....A.....10/-
 1997.....W.....24-3.....H.....4/-
 1998.....W.....15-10.....A.....22/-
 2001.....W.....31-10.....H.....12/-
 2002.....W.....41-24.....A.....13/-
 2003.....W.....38-35.....A.....20/17
 2004.....W.....27-24.....H.....14/13
 2005.....L.....20-23.....H.....24/-
 2006.....W.....28-14.....A.....6/-

2007.....W.....34-10.....H.....19/-
 2008.....W.....29-6.....A.....-/
 2011.....W.....58-0.....H.....19/-
 2012.....W.....35-13.....A
 2013.....W.....42-13.....H.....19/-
 2014.....L.....14-30.....H
 2015.....W.....29-26.....A.....15/-
 2017.....W.....33-10.....H.....-/
1-Detroit, Mich.

Mississippi (1-0)
H: 0-0 / A: 0-0 / N: 1-0
Year ...W/L.. Score ..Site... Rank
 1990.....W.....35-3.....1.....12/15
1-Gator Bowl, Jacksonville, Fla.

Mississippi State (0-1)
H: 0-0 / A: 0-0 / N: 0-1
Year ...W/L.. Score ..Site... Rank
 2010.....L.....14-52.....1.....-21
1-Gator Bowl, Jacksonville, Fla.

Missouri (2-2)
H: 2-2 / A: 0-0 / N: 0-0
Year ...W/L.. Score ..Site... Rank
 1955.....W.....42-7.....H.....4/-
 1959.....L.....15-20.....H
 1969.....L.....17-40.....H.....13/9
 1975.....W.....31-7.....H.....12/5

Mount Union (7-0)
H: 7-0 / A: 0-0 / N: 0-0
Year ...W/L.. Score ..Site... Rank
 1913.....W.....14-0.....H
 1914.....W.....27-7.....H
 1915.....W.....35-0.....H
 1916.....W.....26-0.....H
 1917.....W.....69-0.....H
 1921.....W.....44-0.....H
 1929.....W.....16-6.....H

Navy (12-5-1)
H: 12-3 / A: 0-0 / N: 0-2-1
Year ...W/L.. Score ..Site... Rank
 1925.....W.....54-0.....H
 1926.....L.....0-10.....1
 1927.....W.....27-12.....H
 1928.....T.....6-6.....1
 1945.....L.....7-33.....1.....7/4
 1948.....W.....35-0.....H.....2/-
 1958.....L.....14-20.....H.....14/12
 1963.....L.....13-26.....H.....-6
 1964.....W.....21-0.....H.....8/6
 1967.....L.....21-26.....H
 1968.....W.....32-9.....H
 1971.....W.....46-0.....H.....2/-
 1972.....W.....35-7.....H.....5/-
 1973.....W.....14-0.....H.....4/-
 1974.....W.....52-0.....H.....5/-
 1976.....W.....70-14.....H.....1/-
 1977.....W.....14-7.....H.....1/-
 1981.....W.....21-16.....H.....7/-
1-Baltimore Stadium, Baltimore, Md.

Nebraska (4-4-1)
H: 3-2 / A: 0-1-1 / N: 1-1
Year ...W/L.. Score ..Site... Rank
 1905.....W.....31-0.....H
 1911.....T.....6-6.....A
 1917.....W.....20-0.....H
 1962.....L.....13-25.....H
 1985.....W.....27-23.....1.....5/8

YEAR-BY-YEAR SERIES SCORES

2005.....L.....28-32.....2.....20/-
2011.....W.....45-17.....H.....20/17
2012.....L.....9-23.....A.....20/-
2013.....L.....13-17.....H.....-/-
*1-Fiesta Bowl, Sun Devil Stadium,
Tempe, Ariz.*
*2-Alamo Bowl, Alamodome, San
Antonio, Texas*

North Carolina (1-2)

H: 0-1 / **A:** 1-0 / **N:** 0-1

Year ...W/L.. Score ..Site... Rank
1965.....W.....31-24.....A.....4/-
1966.....L.....7-21.....H.....8/-
1979.....L.....15-17.....1.....14/-
1-Gator Bowl, Jacksonville, Fla.

North Carolina State (1-0)

H: 0-0 / **A:** 0-0 / **N:** 1-0

Year ...W/L.. Score ..Site... Rank
1993.....W.....42-7.....1.....23/-
*1-Hall of Fame Bowl, Tampa
Stadium, Tampa, Fla.*

Northern Illinois (1-0)

H: 1-0 / **A:** 0-0 / **N:** 0-0

Year ...W/L.. Score ..Site... Rank
2005.....W.....33-17.....H.....4/-

Northwestern (57-15-2)

H: 35-6-2 / **A:** 22-7 / **N:** 0-2

Year ...W/L.. Score ..Site... Rank
1892.....L.....8-10.....1
1893.....W.....72-6.....H
1898.....W.....6-5.....A
1901.....W.....29-0.....H
1917.....L.....12-21.....A
1919.....W.....16-13.....H
1924.....W.....27-0.....H
1925.....L.....2-3.....2
1932.....W.....15-6.....H
1933.....W.....13-0.....A
1934.....L.....6-13.....H
1936.....L.....0-9.....H.....-/1
1937.....L.....0-7.....A
1938.....T.....0-0.....H.....18/-
1940.....W.....20-13.....H.....6/10
1941.....W.....14-7.....A.....6/5
1942.....W.....34-16.....H.....3/-
1943.....W.....21-7.....A
1944.....W.....27-0.....H.....12/-
1945.....W.....20-7.....A
1946.....T.....14-14.....H.....5/10
1947.....W.....49-21.....A.....1/-
1948.....W.....28-0.....H.....4/3
1949.....L.....20-21.....A.....7/-
1950.....W.....34-23.....H
1951.....L.....0-6.....H
1952.....W.....48-14.....A
1953.....W.....20-12.....H.....5/-
1954.....W.....7-0.....A
1955.....W.....14-2.....H.....1/-
1956.....W.....34-20.....H.....8/-
1957.....W.....34-14.....H.....18/-
1958.....L.....24-55.....A.....19/17
1959.....L.....7-20.....H.....-/2
1960.....W.....14-7.....H
1963.....W.....27-6.....H
1964.....W.....35-0.....H
1965.....L.....22-34.....A
1966.....W.....28-20.....H

1967.....W.....7-3.....H
1968.....W.....35-0.....A.....9/-
1971.....W.....21-6.....A.....4/20
1972.....W.....7-0.....H.....11/-
1975.....W.....69-0.....H.....7/-
1976.....W.....38-7.....A.....1/-
1977.....W.....63-20.....H.....6/-
1978.....W.....59-14.....A.....7/-
1979.....W.....49-7.....H.....7/-
1980.....W.....17-10.....H.....11/-
1981.....W.....38-0.....H.....18/-
1982.....W.....49-14.....A
1983.....W.....35-0.....H.....13/-
1984.....W.....31-0.....H
1987.....W.....29-6.....H
1988.....W.....52-7.....A.....14/-
1991.....W.....59-14.....H.....4/-
1992.....W.....40-7.....A.....4/-
1995.....L.....13-19.....H.....6/25
1996.....L.....16-17.....A.....6/22
1997.....W.....23-6.....H.....6/-
1998.....W.....12-6.....A
1999.....W.....37-3.....H.....16/-
2000.....L.....51-54.....A.....12/21
2003.....W.....41-10.....A.....5/-
2004.....W.....42-20.....H.....9/-
2005.....W.....33-17.....A.....25/21
2006.....W.....17-3.....H.....2/-
2007.....W.....28-16.....A
2008.....L.....14-21.....H
2011.....W.....42-24.....A.....12/-
2012.....W.....38-31.....H
2013.....W.....27-19(3OT)...A
2014.....W.....10-9.....A
2015.....W.....38-0.....H.....18/13
1-25th Street Field, Chicago, Ill.
2-Soldier Field, Chicago, Ill.

Notre Dame (24-17-1)

H: 14-7 / **A:** 9-10-1 / **N:** 1-0

Year ...W/L.. Score ..Site... Rank
1887.....W.....8-0.....A
1888.....W.....26-6.....A
1888.....W.....10-4.....A
1898.....W.....23-0.....H
1899.....W.....12-0.....H
1900.....W.....7-0.....H
1902.....W.....23-0.....1
1908.....W.....12-6.....H
1909.....L.....3-11.....H
1942.....W.....32-20.....A.....6/4
1943.....L.....12-35.....H.....2/1
1978.....W.....28-14.....A.....5/14
1979.....L.....10-12.....H.....6/9
1980.....L.....27-29.....A.....14/8
1981.....W.....25-7.....H.....11/1
1982.....L.....17-23.....A.....10/20
1985.....W.....20-12.....H.....-/13
1986.....W.....24-23.....A.....3/-
1987.....L.....7-26.....H.....9/16
1988.....L.....17-19.....A.....9/13
1989.....L.....19-24.....H.....2/1
1990.....L.....24-28.....A.....4/1
1991.....W.....24-14.....H.....3/7
1992.....T.....17-17.....A.....6/3
1993.....L.....23-27.....H.....3/11
1994.....W.....26-24.....A.....6/3
1997.....W.....21-14.....H.....6/-
1998.....L.....20-36.....A.....5/22

1999.....W.....26-22.....H.....7/16
2002.....L.....23-25.....A.....7/20
2003.....W.....38-0.....H.....5/15
2004.....L.....20-28.....A.....8/-
2005.....L.....10-17.....H.....3/20
2006.....W.....41-27.....A.....11/2
2007.....W.....38-0.....H
2008.....L.....17-35.....A
2009.....W.....38-34.....H.....-/18
2010.....W.....28-24.....A
2011.....W.....35-31.....H
2012.....L.....6-13.....A.....18/11
2013.....W.....41-30.....H.....17/14
2014.....L.....0-31.....A.....-/16
1-Toledo, Ohio

Oberlin (9-0)

H: 9-0 / **A:** 0-0 / **N:** 0-0

Year ...W/L.. Score ..Site... Rank
1891.....W.....26-6.....H
1892.....W.....26-24.....H
1894.....W.....14-6.....H
1895.....W.....42-0.....H
1896.....W.....10-0.....H
1897.....W.....16-6.....H
1902.....W.....63-0.....H
1903.....W.....42-0.....H
1905.....W.....75-0.....H

Ohio Northern (3-0)

H: 3-0 / **A:** 0-0 / **N:** 0-0

Year ...W/L.. Score ..Site... Rank
1903.....W.....65-0.....H
1904.....W.....48-0.....H
1905.....W.....23-0.....H

Ohio State (58-50-6)

H: 31-23-4 / **A:** 27-26-2 / **N:** 0-0

Year ...W/L.. Score ..Site... Rank
1897.....W.....34-0.....H
1900.....T.....0-0.....H
1901.....W.....21-0.....A
1902.....W.....86-0.....H
1903.....W.....36-0.....H
1904.....W.....31-6.....A
1905.....W.....40-0.....H
1906.....W.....6-0.....A
1907.....W.....22-0.....H
1908.....W.....10-6.....A
1909.....W.....33-6.....H
1910.....T.....3-3.....A
1911.....W.....19-0.....H
1912.....W.....14-0.....A
1918.....W.....14-0.....A
1919.....L.....3-13.....H
1920.....L.....7-14.....A
1921.....L.....0-14.....H
1922.....W.....19-0.....A
1923.....W.....23-0.....H
1924.....W.....16-6.....A
1925.....W.....10-0.....H
1926.....W.....17-16.....A
1927.....W.....21-0.....H
1928.....L.....7-19.....A
1929.....L.....0-7.....H
1930.....W.....13-0.....A
1931.....L.....7-20.....H
1932.....W.....14-0.....A
1933.....W.....13-0.....H
1934.....L.....0-34.....A

1935.....L.....0-38.....H
1936.....L.....0-21.....A.....-/18
1937.....L.....0-21.....H.....-/19
1938.....W.....18-0.....A.....17/-
1939.....W.....21-14.....H.....-/6
1940.....W.....40-0.....A.....7/-
1941.....T.....20-20.....H.....5/14
1942.....L.....7-21.....A.....4/5
1943.....W.....45-7.....H.....4/-
1944.....L.....14-18.....A.....6/3
1945.....W.....7-3.....H.....8/7
1946.....W.....58-6.....A.....8/-
1947.....W.....21-0.....H.....1/-
1948.....W.....13-3.....A.....1/18
1949.....T.....7-7.....H.....5/7
1950.....W.....9-3.....A.....-/8
1951.....W.....7-0.....H
1952.....L.....7-27.....A.....12/-
1953.....W.....20-0.....H
1954.....L.....7-21.....A.....12/1
1955.....L.....0-17.....H.....6/9
1956.....W.....19-0.....A.....9/12
1957.....L.....14-31.....H.....19/3
1958.....L.....14-20.....A.....-/11
1959.....W.....23-14.....H
1960.....L.....0-7.....A.....-/10
1961.....L.....20-50.....H.....-/2
1962.....L.....0-28.....A
1963.....L.....10-14.....H
1964.....W.....10-0.....A.....6/7
1965.....L.....7-9.....H
1966.....W.....17-3.....A
1967.....L.....14-24.....H
1968.....L.....14-50.....A.....4/2
1969.....W.....24-12.....H.....12/1
1970.....L.....9-20.....A.....4/5
1971.....W.....10-7.....H.....3/-
1972.....L.....11-14.....A.....3/9
1973.....T.....10-10.....H.....4/1
1974.....L.....10-12.....A.....3/4
1975.....L.....14-21.....H.....4/1
1976.....W.....22-0.....A.....4/8
1977.....W.....14-6.....H.....5/4
1978.....W.....14-3.....A.....6/16
1979.....L.....15-18.....H.....13/2
1980.....W.....9-3.....A.....10/5
1981.....L.....9-14.....H.....7/-
1982.....L.....14-24.....A.....13/-
1983.....W.....24-21.....H.....8/10
1984.....L.....6-21.....A.....-/11
1985.....W.....27-17.....H.....6/12
1986.....W.....26-24.....A.....6/7
1987.....L.....20-23.....H
1988.....W.....34-31.....A.....12/-
1989.....W.....28-18.....H.....3/20
1990.....W.....16-13.....A.....15/19
1991.....W.....31-3.....H.....4/18
1992.....T.....13-13.....A.....6/17
1993.....W.....28-0.....H.....-/5
1994.....L.....6-22.....A.....15/22
1995.....W.....31-23.....H.....18/2
1996.....W.....13-9.....A.....21/2
1997.....W.....20-14.....H.....1/4
1998.....L.....16-31.....A.....11/7
1999.....W.....24-17.....H.....10/-
2000.....W.....38-26.....A.....19/12
2001.....L.....20-26.....H.....11/-
2002.....L.....9-14.....A.....12/2
2003.....W.....35-21.....H.....5/4

YEAR-BY-YEAR SERIES SCORES

2004.....L.....21-37.....A.....7/-
 2005.....L.....21-25.....H.....17/9
 2006.....L.....39-42.....A.....2/1
 2007.....L.....3-14.....H.....23/7
 2008.....L.....7-42.....A.....-7/10
 2009.....L.....10-21.....H.....-9
 2010.....L.....7-37.....A.....-7/12
 2011.....W.....40-34.....H.....17/-
 2012.....L.....21-26.....A.....20/4
 2013.....L.....41-42.....H.....-3
 2014.....L.....28-42.....A.....-7
 2015.....L.....13-42.....H.....10/8
 2016.....L.....27-30.....A.....3/2
 2017.....L.....20-31.....H.....-8

Ohio Wesleyan (2-1-1)

H: 2-1-1 / A: 0-0 / N: 0-0
Year ...W/L.. Score ..Site... Rank
 1897.....T.....0-0.....H
 1905.....W.....65-0.....H
 1927.....W.....33-0.....H
 1928.....L.....7-17.....H

Oklahoma (0-1)

H: 0-0 / A: 0-0 / N: 0-1
Year ...W/L.. Score ..Site... Rank
 1975.....L.....6-14.....1.....5/3
1-Orange Bowl, Miami, Fla.

Oklahoma State (2-0)

H: 2-0 / A: 0-0 / N: 0-0
Year ...W/L.. Score ..Site... Rank
 1926.....W.....42-3.....H
 1992.....W.....35-3.....H.....6/-

Olivet (2-0)

H: 1-0 / A: 1-0 / N: 0-0
Year ...W/L.. Score ..Site... Rank
 1891.....W.....18-6.....A
 1894.....W.....48-0.....H

Oregon (3-2)

H: 3-1 / A: 0-1 / N: 0-0
Year ...W/L.. Score ..Site... Rank
 1948.....W.....14-0.....H
 1960.....W.....21-0.....H
 1973.....W.....24-0.....H.....5/-
 2003.....L.....27-31.....A.....3/22
 2007.....L.....7-39.....H.....-7/-

Oregon State (5-0)

H: 4-0 / A: 0-0 / N: 1-0
Year ...W/L.. Score ..Site... Rank
 1959.....W.....18-7.....H
 1964.....W.....34-7.....1.....4/8
 1966.....W.....41-0.....H
 1986.....W.....31-12.....H.....3/-
 2015.....W.....35-7.....H
1-Rose Bowl, Pasadena, Calif.

P+S [Chicago] (2-0)

H: 2-0 / A: 0-0 / N: 0-0
Year ...W/L.. Score ..Site... Rank
 1896.....W.....28-0.....H
 1904.....W.....72-0.....H

Peninsulars (1-0)

H: 0-0 / A: 0-0 / N: 1-0
Year ...W/L.. Score ..Site... Rank
 1885.....W.....42-0.....1
1-Detroit, Mich.

Pennsylvania (11-8-2)

H: 7-3 / A: 4-5-2 / N: 0-0
Year ...W/L.. Score ..Site... Rank
 1899.....L.....10-11.....A
 1906.....L.....0-17.....A
 1907.....L.....0-6.....H
 1908.....L.....0-29.....H
 1909.....W.....12-6.....A
 1910.....T.....0-0.....A
 1911.....W.....11-9.....H
 1912.....L.....21-27.....A
 1913.....W.....13-0.....H
 1914.....W.....34-3.....H
 1915.....T.....0-0.....A
 1916.....L.....7-10.....H
 1917.....L.....0-16.....A
 1935.....W.....16-6.....H
 1936.....L.....7-27.....A.....-7/15
 1937.....W.....7-0.....A
 1938.....W.....19-13.....H.....16/-
 1939.....W.....19-17.....A
 1940.....W.....14-0.....H.....3/8
 1944.....W.....41-19.....A.....10/-
 1953.....W.....24-14.....H.....16/-

Penn State (13-8)

H: 7-3 / A: 6-5 / N: 0-0
Year ...W/L.. Score ..Site... Rank
 1993.....W.....21-13.....A.....18/7
 1994.....L.....24-31.....H.....5/3
 1995.....L.....17-27.....A.....12/19
 1996.....L.....17-29.....H.....16/11
 1997.....W.....34-8.....A.....4/2
 1998.....W.....27-0.....H.....22/9
 1999.....W.....31-27.....A.....16/6
 2000.....W.....33-11.....H.....20/-
 2001.....W.....20-0.....A.....14/-
 2002.....W.....27-24ot.....H.....13/15
 2005.....W.....27-25.....H.....-8
 2006.....W.....17-10.....A.....4/-
 2007.....W.....14-9.....H.....-7/10
 2008.....L.....17-46.....A.....-3
 2009.....L.....10-35.....H.....-7/13
 2010.....L.....31-41.....A.....-7/-
 2013.....L.....40-43(4OT).....A.....18/-
 2014.....W.....18-13.....H
 2015.....W.....28-16.....A.....14/-
 2016.....W.....49-10.....H.....4/-
 2017.....L.....13-42.....A.....19/2

Pittsburgh (2-0)

H: 2-0 / A: 0-0 / N: 0-0
Year ...W/L.. Score ..Site... Rank
 1941.....W.....40-0.....H
 1947.....W.....69-0.....H.....2/-

Princeton (2-1)

H: 1-0 / A: 1-1 / N: 0-0
Year ...W/L.. Score ..Site... Rank
 1881.....L.....4-13.....A
 1931.....W.....21-0.....A
 1932.....W.....14-7.....H

Purdue (45-14)

H: 28-5 / A: 17-9 / N: 0-0
Year ...W/L.. Score ..Site... Rank
 1890.....W.....34-6.....H
 1892.....L.....0-24.....A
 1893.....W.....46-8.....A
 1895.....W.....12-10.....H
 1896.....W.....16-0.....A
 1897.....W.....34-4.....H

1900.....W.....11-6.....H
 1929.....L.....16-30.....A
 1930.....W.....14-13.....H
 1944.....W.....40-14.....H.....-7/10
 1945.....W.....27-13.....H.....14/11
 1948.....W.....40-0.....A.....7/15
 1949.....W.....20-12.....H.....5/-
 1952.....W.....21-10.....H.....20/10
 1961.....W.....16-14.....H
 1962.....L.....0-37.....A
 1963.....L.....12-23.....H
 1964.....L.....20-21.....H.....5/-
 1965.....L.....15-17.....H.....-7
 1966.....L.....21-22.....H.....-9
 1969.....W.....31-20.....H.....-9
 1970.....W.....29-0.....A.....7/-
 1971.....W.....20-17.....A.....3/-
 1972.....W.....9-6.....H.....3/-
 1973.....W.....34-9.....A.....4/-
 1974.....W.....51-0.....H.....3/-
 1975.....W.....28-0.....H.....6/-
 1976.....L.....14-16.....A.....1/-
 1977.....W.....40-7.....A.....6/-
 1978.....W.....24-6.....H.....7/15
 1979.....L.....21-24.....A.....10/14
 1980.....W.....26-0.....H.....11/16
 1981.....W.....28-10.....A.....11/-
 1982.....W.....52-21.....H.....14/-
 1983.....W.....42-10.....H.....13/-
 1984.....L.....29-31.....A
 1985.....W.....47-0.....H.....9/-
 1986.....W.....31-7.....A.....3/-
 1989.....W.....42-27.....H.....4/-
 1990.....W.....38-13.....A.....20/-
 1991.....W.....42-0.....H.....4/-
 1992.....W.....24-17.....A.....3/-
 1993.....W.....25-10.....H
 1994.....W.....45-23.....A.....20/-
 1995.....W.....5-0.....H.....13/-
 1996.....L.....3-9.....A.....9/-
 1999.....W.....38-12.....H.....4/11
 2000.....L.....31-32.....A.....6/-
 2001.....W.....24-10.....H.....12/17
 2002.....W.....23-21.....A.....11/-
 2003.....W.....31-3.....H.....13/10
 2004.....W.....16-14.....A.....13/12
 2007.....W.....48-21.....H
 2008.....L.....42-48.....A
 2009.....L.....36-38.....H
 2010.....W.....27-16.....A
 2011.....W.....36-14.....H.....17/-
 2012.....W.....44-13.....A
 2017.....W.....28-10.....A.....8/-

Quantico Marines (1-0)

H: 1-0 / A: 0-0 / N: 0-0
Year ...W/L.. Score ..Site... Rank
 1923.....W.....26-6.....H

Racine (1-0)

H: 0-0 / A: 0-0 / N: 1-0
Year ...W/L.. Score ..Site... Rank
 1879.....W.....1-0.....1
1-Chicago, Ill.

Rice (2-0)

H: 2-0 / A: 0-0 / N: 0-0
Year ...W/L.. Score ..Site... Rank
 1999.....W.....37-3.....H.....6/-
 2000.....W.....38-7.....H.....3/-

Rush Lake Forest (2-0)

H: 2-0 / A: 0-0 / N: 0-0
Year ...W/L.. Score ..Site... Rank
 1895.....W.....40-0.....H
 1896.....W.....66-0.....H

Rutgers (3-1)

H: 2-0 / A: 1-1 / N: 0-0
Year ...W/L.. Score ..Site... Rank
 2014.....L.....24-26.....A
 2015.....W.....49-16.....H.....16/-
 2016.....W.....78-0.....A.....4/-
 2017.....W.....35-14.....H.....-7/-

San Diego State (2-0)

H: 2-0 / A: 0-0 / N: 0-0
Year ...W/L.. Score ..Site... Rank
 2004.....W.....24-21.....H.....17/-
 2011.....W.....28-7.....H.....22/-

South Carolina (1-3)

H: 0-1 / A: 1-0 / N: 0-2
Year ...W/L.. Score ..Site... Rank
 1980.....L.....14-17.....H.....17/-
 1985.....W.....34-3.....A.....19/11
 2012.....L.....28-33.....1.....19/11
 2017.....L.....19-26.....1.....-7/-
1-Outback Bowl, Tampa, Fla.

South Dakota (1-0)

H: 1-0 / A: 0-0 / N: 0-0
Year ...W/L.. Score ..Site... Rank
 1912.....W.....7-6.....H

Southern California (4-6)

H: 1-0 / A: 1-0 / N: 2-6
Year ...W/L.. Score ..Site... Rank
 1947.....W.....49-0.....1.....2/8
 1957.....W.....16-6.....A.....10/-
 1958.....W.....20-19.....H
 1969.....L.....3-10.....1.....7/5
 1976.....L.....6-14.....1.....2/3
 1978.....L.....10-17.....1.....5/3
 1988.....W.....22-14.....1.....11/5
 1989.....L.....10-17.....1.....3/12
 2004.....L.....14-28.....1.....4/1
 2006.....L.....18-32.....1.....3/8
1-Rose Bowl, Pasadena, Calif.

Southern Methodist (1-0)

H: 1-0 / A: 0-0 / N: 0-0
Year ...W/L.. Score ..Site... Rank
 1963.....W.....27-16.....H

Stanford (6-3-1)

H: 3-1-1 / A: 2-1 / N: 1-1
Year ...W/L.. Score ..Site... Rank
 1901.....W.....49-0.....1
 1947.....W.....49-13.....H
 1949.....W.....27-7.....A
 1951.....L.....13-23.....H
 1952.....L.....7-14.....A
 1971.....L.....12-13.....1.....4/16
 1973.....W.....47-10.....H.....5/-
 1974.....W.....27-16.....A.....4/-
 1975.....T.....19-19.....H.....2/-
 1976.....W.....51-0.....H.....1/-
1-Rose Bowl, Tournament Park, Pasadena, Calif.

Stevens Institute (1-0)

H: 0-0 / A: 1-0 / N: 0-0

YEAR-BY-YEAR SERIES SCORES

Year ...W/L.. Score ..Site ... Rank
1883.....W 17-5.....A

Syracuse (6-5-1)

H: 4-2-1 / **A:** 2-3 / **N:** 0-0
Year ...W/L.. Score ..Site ... Rank
1908.....L 4-28.....A
1909.....W 43-0.....H
1910.....W 11-0.....A
1911.....T 6-6.....H
1912.....L 7-18.....A
1913.....W 43-7.....H
1914.....L 6-20.....A
1915.....L 7-14.....H
1916.....W 14-13.....H
1918.....W 15-0.....H
1998.....L 28-38.....H... 13/19
1999.....W 18-13.....A..... 6/-

Tennessee (0-1)

H: 0-0 / **A:** 0-0 / **N:** 0-1
Year ...W/L.. Score ..Site ... Rank
2001.....L 17-45.....1.....17/8
1-Florida Citrus Bowl, Orlando, Fla.

Texas (0-1)

H: 0-0 / **A:** 0-0 / **N:** 0-1
Year ...W/L.. Score ..Site ... Rank
2004.....L 37-38.....1.....13/6
1-Rose Bowl, Pasadena, Calif.

Texas A&M (2-1)

H: 2-0 / **A:** 0-0 / **N:** 0-1
Year ...W/L.. Score ..Site ... Rank
1970.....W 14-10.....H..... 9/-
1977.....W 41-3.....H..... 3/5
1995.....L 20-22.....1.....14/19
1-Alamo Bowl, San Antonio, Texas

Toledo (0-1)

H: 0-1 / **A:** 0-0 / **N:** 0-0
Year ...W/L.. Score ..Site ... Rank
2008.....L 10-13.....H

Toronto (1-0-1)

H: 0-0 / **A:** 1-0 / **N:** 0-0-1
Year ...W/L.. Score ..Site ... Rank
1879.....T 0-0.....1
1880.....W 13-6.....A
1-Detroit, Mich.

Tulane (3-0)

H: 3-0 / **A:** 0-0 / **N:** 0-0
Year ...W/L.. Score ..Site ... Rank
1920.....W 21-0.....H
1953.....W 26-7.....H..... 4/-
1972.....W 41-7.....H..... 8/18

UCLA (8-3)

H: 5-1 / **A:** 2-1 / **N:** 1-1
Year ...W/L.. Score ..Site ... Rank
1956.....W 42-13.....H..... 13/-
1961.....W 29-6.....H..... -/9
1971.....W 38-0.....H..... 4/-
1972.....W 26-9.....A..... 12/6
1981.....W 33-14.....1..... 16/19
1982.....L 27-31.....H..... 20/12
1982.....L 14-24.....2..... 19/5
1989.....W 24-23.....A..... 5/24
1990.....W 38-15.....H..... 7/-
1996.....W 38-9.....H..... 7/-
2000.....L 20-23.....A..... 3/14
*1-Bluebonnet Bowl, Houston
Astrodome, Houston, Texas
2-Rose Bowl, Pasadena, Calif.*

UNLV (1-0)

H: 1-0 / **A:** 0-0 / **N:** 0-0
Year ...W/L.. Score ..Site ... Rank
20015.....W 28-7.....H.....

Utah (1-3)

H: 1-2 / **A:** 0-1 / **N:** 0-0
Year ...W/L.. Score ..Site ... Rank
2002.....W 10-7.....H..... 14/-
2008.....L 23-25.....H
2014.....L 10-26.....H
2015.....L 17-24.....A

Vanderbilt (10-0-1)

H: 8-0 / **A:** 2-0-1 / **N:** 0-0
Year ...W/L.. Score ..Site ... Rank
1905.....W 18-0.....H
1906.....W 10-4.....H
1907.....W 8-0.....A
1908.....W 24-6.....H
1911.....W 9-8.....H
1913.....W 33-2.....A
1914.....W 23-3.....H
1922.....T 0-0.....A
1923.....W 3-0.....H
1969.....W 42-14.....H
2006.....W 27-7.....H..... 14/-

Virginia (3-0)

H: 2-0 / **A:** 0-0 / **N:** 1-0
Year ...W/L.. Score ..Site ... Rank
1899.....W 38-0.....1
1971.....W 56-0.....H..... 4/-
1995 #...W 18-17.....H..... 14/17
1-Detroit, Mich. / #-Pigskin Classic

Virginia Tech (1-0)

H: 0-0 / **A:** 0-0 / **N:** 1-0
Year ...W/L.. Score ..Site ... Rank
2011.....W .. 23-20 ot.....1..... 13/17
1-Allstate Sugar Bowl, New Orleans, La.

Wabash (1-0)

H: 0-0 / **A:** 0-0 / **N:** 1-0
Year ...W/L.. Score ..Site ... Rank
1907.....W 22-0.....1
1-Indianapolis, Ind.

Wake Forest (2-0)

H: 2-0 / **A:** 0-0 / **N:** 0-0
Year ...W/L.. Score ..Site ... Rank
1976.....W 31-0.....H..... 1/-
1988.....W 19-9.....H..... 19/-

Washington (7-5)

H: 3-1 / **A:** 2-2 / **N:** 2-2
Year ...W/L.. Score ..Site ... Rank
1953.....W 50-0.....H
1954.....W 14-0.....A
1969.....W 45-7.....H..... 20/-
1970.....W 17-3.....A..... 10/-
1977.....L 20-27.....1..... 4/13
1980.....W 23-6.....1..... 5/16
1983.....L 24-25.....A..... 8/16
1984.....L 11-20.....H..... 3/16
1991.....L 14-34.....1..... 4/2
1992.....W 38-31.....1..... 7/9
2001.....L 18-23.....A..... 11/15
2002.....W 31-29.....H..... 13/11
1-Rose Bowl, Pasadena, Calif.

Washington State (4-0)

H: 3-0 / **A:** 0-0 / **N:** 1-0
Year ...W/L.. Score ..Site ... Rank

1983.....W 20-17.....H..... 6/-
1987.....W 44-18.....H..... 19/-
1993.....W 41-14.....H..... 3/-
1997.....W 21-16.....1..... 1/8
1-Rose Bowl, Pasadena, Calif.

**Washington University
[St. Louis] (1-0)**

H: 1-0 / **A:** 0-0 / **N:** 0-0
Year ...W/L.. Score ..Site ... Rank
1916.....W 66-7.....H

Wesleyan (0-1)

H: 0-0 / **A:** 0-1 / **N:** 0-0
Year ...W/L.. Score ..Site ... Rank
1883.....L 6-14.....A

West Virginia (1-0)

H: 1-0 / **A:** 0-0 / **N:** 0-0
Year ...W/L.. Score ..Site ... Rank
1904.....W 130-0.....H

Western Michigan (6-0)

H: 6-0 / **A:** 0-0 / **N:** 0-0
Year ...W/L.. Score ..Site ... Rank
1917.....W 17-13.....H
1943.....W 57-6.....H
2001.....W 38-21.....H..... 20/-
2002.....W 35-12.....H..... 7/-
2009.....W 31-17.....H
2011.....W 34-10.....H

Western Reserve (2-0)

H: 2-0 / **A:** 0-0 / **N:** 0-0
Year ...W/L.. Score ..Site ... Rank
1898.....W 18-0.....H
1899.....W 17-0.....H

Windsor Club (2-0)

H: 1-0 / **A:** 1-0 / **N:** 0-0
Year ...W/L.. Score ..Site ... Rank
1885.....W 10- 0.....A
1885.....W 30- 0.....H

Wisconsin (50-15-1)

H: 28-6 / **A:** 22-7-1 / **N:** 1-1
Year ...W/L.. Score ..Site ... Rank
1892.....W 10-6.....A
1893.....L 18-34.....H
1899.....L 5-17.....1
1902.....W 6-0.....1
1903.....W 16-0.....H
1904.....W 28-0.....A
1905.....W 12-0.....H
1921.....T 7-7.....A
1922.....W 13-6.....H
1923.....W 6-3.....A
1924.....W 21-0.....H
1925.....W 21-0.....A
1926.....W 37-0.....H
1927.....W 14-0.....A
1928.....L 0-7.....H
1931.....W 16-0.....H
1934.....L 0-10.....H
1935.....W 20-12.....A
1943.....W 27-0.....H..... 4/-
1944.....W 14-0.....H..... 5/-
1946.....W 28-6.....H..... 10/-
1947.....W 40-6.....A..... 2/-
1950.....W 26-13.....H..... -/16
1959.....L 10-19.....H..... -/10
1960.....L 13-16.....A
1962.....L 12-34.....H

1965.....W 50-14.....H
1966.....W 28-17.....A
1967.....W 27-14.....A
1968.....W 34-9.....H..... 4/-
1969.....W 35-7.....H..... 20/-
1970.....W 29-15.....A..... 5/-
1973.....W 35-6.....H..... 4/-
1974.....W 24-20.....A..... 3/-
1975.....W 23-6.....A..... 2/-
1976.....W 40-27.....H..... 2/-
1977.....W 56-0.....H..... 1/14
1978.....W 42-0.....A..... 9/-
1979.....W 54-0.....H..... 10/-
1980.....W 24-0.....A..... 12/-
1981.....L 14-21.....A..... 1/-
1982.....W 20-9.....H..... 12/-
1983.....W 38-21.....A..... 17/-
1984.....W 20-14.....H..... 16/-
1985.....W 33-6.....H..... 5/-
1986.....W 34-17.....A..... 4/-
1987.....W 49-0.....H..... 12/-
1988.....W 62-14.....A..... 19/-
1989.....W 24-0.....H..... 5/-
1990.....W 41-3.....A..... 3/-
1993.....L 10-13.....A..... 24/21
1994.....L 19-31.....H..... 10/-
1997.....W 26-16.....A..... 1/23
1998.....W 27-10.....H..... 15/8
1999.....W 21-16.....A..... 4/20
2000.....W 13-10.....H..... 9/17
2001.....W 20-17.....A..... 11/-
2002.....W 21-14.....H..... 12/-
2005.....L 20-23.....A..... 14/-
2006.....W 27-13.....H..... 6/-
2007.....L 21-37.....A..... 13/-
2008.....W 27-25.....H..... -/9
2009.....L 24-45.....A..... -/21
2010.....L 28-48.....H..... -/6
2016.....W 14-7.....H..... 4/8
2017.....L 10-24.....A..... 19/5
1-Chicago, Ill.

Wittenberg (2-0)

H: 2-0 / **A:** 0-0 / **N:** 0-0
Year ...W/L.. Score ..Site ... Rank
1896.....W 28-0.....H
1897.....W 32-0.....H

Yale (2-2)

H: 1-0 / **A:** 1-2 / **N:** 0-0
Year ...W/L.. Score ..Site ... Rank
1881.....L 0-11.....A
1883.....L 0-46.....A
1938.....W 15-13.....A..... 12/-
1939.....W 27-7.....H 3/-

NATIONAL CHAMPIONSHIPS

1901

MICHIGAN AND HARVARD RECOGNIZED AS NATIONAL CHAMPIONS

U-M Recognized By: Billingsley, Helms, Houlgate, National Championship Foundation
 Harvard: College Football Research Association
 Yale: Parke Davis

1902

MICHIGAN RECOGNIZED AS NATIONAL CHAMPIONS

U-M Recognized By: Billingsley, Helms, Houlgate, National Championship Foundation, Parke Davis (tie)
 Yale: Parke Davis (tie)

1903

MICHIGAN AND PRINCETON RECOGNIZED AS NATIONAL CHAMPIONS

U-M Recognized By: Billingsley, National Championship Foundation (tie)
 Princeton: Helms, Houlgate, Parke Davis, National Championship Foundation (tie)

1904

MICHIGAN AND PENN RECOGNIZED AS NATIONAL CHAMPIONS

U-M Recognized By: Billingsley, National Championship Foundation (tie)
 Penn: Helms, Houlgate, Parke Davis, National Championship Foundation (tie)

1918

MICHIGAN AND PITTSBURGH RECOGNIZED AS NATIONAL CHAMPIONS

U-M Recognized By: Billingsley, National Championship Foundation (tie)
 Pittsburgh: Helms, Houlgate, National Championship Foundation (tie)

1923

MICHIGAN AND ILLINOIS RECOGNIZED AS NATIONAL CHAMPIONS

U-M Recognized By: Billingsley, National Championship Foundation (tie)
 Illinois: Boand, Football Research, Helms, Parke Davis, National Championship Foundation (tie)
 California: Houlgate

1932

MICHIGAN AND SOUTHERN CALIFORNIA RECOGNIZED AS NATIONAL CHAMPIONS

U-M Recognized By: Dickinson, Parke Davis (tie)
 Southern California: Billingsley, Boand, Dunkel, Football Research, National Championship Foundation, Parke Davis, (tie), Poling, Williamson
 Colgate: Parke Davis (tie)

1933

MICHIGAN RECOGNIZED AS NATIONAL CHAMPIONS

U-M Recognized By: Billingsley, Boand, Dickinson, Helms, Houlgate, Football Research, National Championship Foundation, Parke Davis (tie), Poling
 Ohio State: Dunkel
 Princeton: Parke Davis (tie)
 Southern California: Williamson

1947

MICHIGAN AND NOTRE DAME RECOGNIZED AS NATIONAL CHAMPIONS

U-M Recognized By: Associated Press *, Berryman, Billingsley, Boand, DeVold, Dunkel, Football Research, Helms (tie), Houlgate, Litkenhous, National Championship Foundation, Poling
 Notre Dame: Associated Press *, Helms (tie), Williamson
 * Notre Dame was No. 1 in the final AP poll, but Michigan jumped to No. 1 after an unprecedented post-bowl poll Michigan and Notre Dame recognized as National Champions

1948

MICHIGAN RECOGNIZED AS NATIONAL CHAMPIONS

U-M Recognized By: Associated Press, Berryman, Billingsley, Boand, DeVold, Dunkel, Football Research, Helms, Houlgate, Litkenhous, National Championship Foundation, Poling, Williamson

1997

MICHIGAN AND NEBRASKA RECOGNIZED AS NATIONAL CHAMPIONS

U-M Recognized by: Associated Press, National Football Foundation, Football Writers Association
 Nebraska: ESPN/USA Today Coaches' Poll

BIG TEN CHAMPIONSHIPS

Michigan's Big Ten Champions

With 42 Big Ten Conference titles to their credit under nine different head coaches, the Wolverines claim more league championships than any other school, and the most of any athletic team in the Big Ten. In fact, no other Big Ten football team has claimed even 30 conference titles, and no other team can boast winning at least one Big Ten championship in every decade.




42 BIG TEN TITLES

Year	Conference	Record	Coach
1898		3-0-0	Gustave Ferbert
1901*		4-0-0	Fielding Yost
1902		5-0-0	Fielding Yost
1903*		3-0-1	Fielding Yost
1904*		2-0-0	Fielding Yost
1906*		1-0-0	Fielding Yost
1918*		2-0-0	Fielding Yost
1922*		4-0-0	Fielding Yost
1923*		4-0-0	Fielding Yost
1925		5-1-0	Fielding Yost
1926*		5-0-0	Fielding Yost
1930*		5-0-0	Harry Kipke
1931*		5-1-0	Harry Kipke
1932		6-0-0	Harry Kipke
1933*		5-0-1	Harry Kipke

Year	Conference	Record	Coach
1943*		6-0-0	Fritz Crisler
1947		6-0-0	Fritz Crisler
1948		6-0-0	Bennie Oosterbaan
1949*		4-1-1	Bennie Oosterbaan
1950		4-1-1	Bennie Oosterbaan
1964		6-1-0	Bump Elliott
1969*		6-1-0	Bo Schembechler
1971		8-0-0	Bo Schembechler
1972*		7-1-0	Bo Schembechler
1973*		7-0-1	Bo Schembechler
1974*		7-1-0	Bo Schembechler
1976*		7-1-0	Bo Schembechler
1977*		7-1-0	Bo Schembechler
1978*		7-1-0	Bo Schembechler
1980		8-0-0	Bo Schembechler

Year	Conference	Record	Coach
1982		8-1-0	Bo Schembechler
1986*		7-1-0	Bo Schembechler
1988		7-0-1	Bo Schembechler
1989		8-0-0	Bo Schembechler
1990*		6-2-0	Gary Moeller
1991		8-0-0	Gary Moeller
1992		6-0-2	Gary Moeller
1997		8-0	Lloyd Carr
1998*		7-1	Lloyd Carr
2000*		6-2	Lloyd Carr
2003		7-1	Lloyd Carr
2004*		7-1	Lloyd Carr

*Shared conference title



BOWL GAME HISTORY

VICTORS VALIANT

RESULTS (WON 21, LOST 25)

Date	Bowl	Rank*	Opponent	W/L	Score	Coach
Jan. 1, 1902	Rose		Stanford	W	49-0	Fielding Yost
Jan. 1, 1948	Rose	2/8	Southern California	W	49-0	Fritz Crisler
Jan. 1, 1951	Rose	9/5	California	W	14-6	Bennie Oosterbaan
Jan. 1, 1965	Rose	4/8	Oregon State	W	34-7	Bump Elliott
Jan. 1, 1970	Rose	7/5	Southern California	L	3-10	Bo Schembechler (1)
Jan. 1, 1972	Rose	4/16	Stanford	L	12-13	Bo Schembechler
Jan. 1, 1976	Orange	5/3	Oklahoma	L	6-14	Bo Schembechler
Jan. 1, 1977	Rose	2/3	Southern California	L	6-14	Bo Schembechler
Jan. 2, 1978	Rose	4/13	Washington	L	20-27	Bo Schembechler
Jan. 1, 1979	Rose	5/3	Southern California	L	10-17	Bo Schembechler
Dec. 28, 1979	Gator	14/-	North Carolina	L	15-17	Bo Schembechler
Jan. 1, 1981	Rose	5/16	Washington	W	23-6	Bo Schembechler
Dec. 31, 1981	Bluebonnet	16/19	UCLA	W	33-14	Bo Schembechler
Jan. 1, 1983	Rose	19/5	UCLA	L	14-24	Bo Schembechler
Jan. 2, 1984	Sugar	8/3	Auburn	L	7-9	Bo Schembechler
Dec. 21, 1984	Holiday	-/1	Brigham Young	L	17-24	Bo Schembechler
Jan. 1, 1986	Fiesta	5/8	Nebraska	W	27-23	Bo Schembechler
Jan. 1, 1987	Rose	4/7	Arizona State	L	15-22	Bo Schembechler
Jan. 2, 1988	Hall of Fame	-/-	Alabama	W	28-24	Bo Schembechler
Jan. 2, 1989	Rose	11/5	Southern California	W	22-14	Bo Schembechler
Jan. 1, 1990	Rose	3/12	Southern California	L	10-17	Bo Schembechler
Jan. 1, 1991	Gator	12/15	Mississippi	W	35-3	Gary Moeller
Jan. 1, 1992	Rose	4/2	Washington	L	14-34	Gary Moeller
Jan. 1, 1993	Rose	7/9	Washington	W	38-31	Gary Moeller
Jan. 1, 1994	Hall of Fame	23/-	North Carolina State	W	42-7	Gary Moeller
Dec. 30, 1994	Holiday	20/10	Colorado State	W	24-14	Gary Moeller
Dec. 28, 1995	Alamo	14/19	Texas A&M	L	20-22	Lloyd Carr
Jan. 1, 1997	Outback	15/16	Alabama	L	14-17	Lloyd Carr
Jan. 1, 1998	Rose	1/8	Washington State	W	21-16	Lloyd Carr
Jan. 1, 1999	Citrus	15/11	Arkansas	W	45-31	Lloyd Carr
Jan. 1, 2000	Orange	8/5	Alabama	W	35-34 OT	Lloyd Carr
Jan. 1, 2001	Citrus	17/20	Auburn	W	31-28	Lloyd Carr
Jan. 1, 2002	Citrus	17/8	Tennessee	L	17-45	Lloyd Carr
Jan. 1, 2003	Outback	12/22	Florida	W	38-30	Lloyd Carr
Jan. 1, 2004	Rose	4/1	Southern California	L	14-28	Lloyd Carr
Jan. 1, 2005	Rose	13/6	Texas	L	37-38	Lloyd Carr
Dec. 28, 2005	Alamo	20/-	Nebraska	L	28-32	Lloyd Carr
Jan. 1, 2007	Rose	3/8	Southern California	L	18-32	Lloyd Carr
Jan. 1, 2008	Capital One	-/9	Florida	W	41-35	Lloyd Carr
Jan. 1, 2011	Gator	-/21	Mississippi State	L	14-52	Rich Rodriguez
Jan. 3, 2012	Sugar	13/17	Virginia Tech	W	23-20 OT	Brady Hoke
Jan. 2, 2013	Outback	19/11	South Carolina	L	28-33	Brady Hoke
Dec. 28, 2013	Buffalo Wild Wings	-/-	Kansas State	L	14-31	Brady Hoke
Jan. 1, 2016	Citrus	17/19	Florida	W	41-7	Jim Harbaugh
Dec. 30, 2016	Orange	6/10	Florida State	L	32-33	Jim Harbaugh
Jan. 1, 2018	Outback	-/-	South Carolina	L	19-26	Jim Harbaugh

* U-M AP ranking/Opponent AP ranking

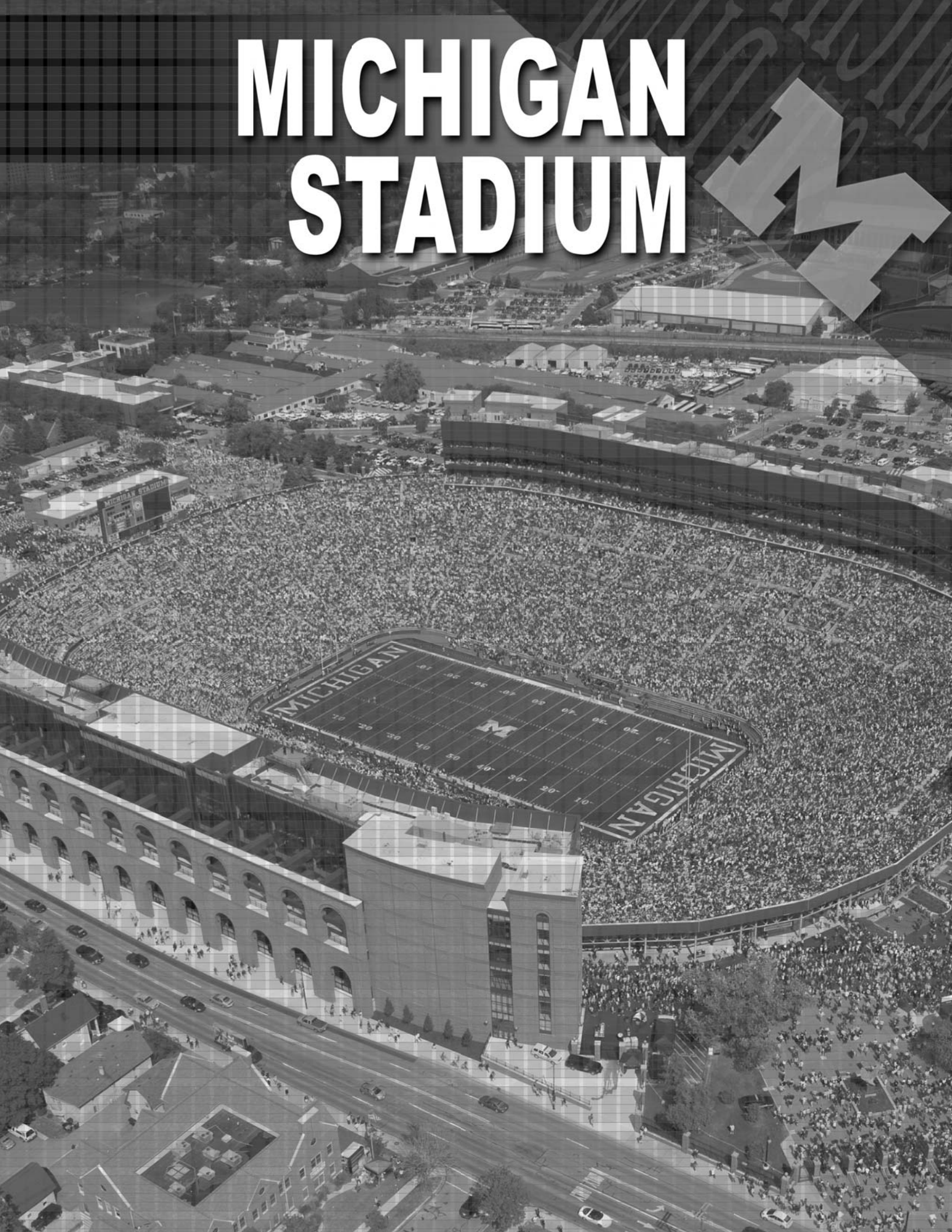
1-The night before the 1970 Rose Bowl, coach Schembechler suffered a heart attack, which kept him in a hospital during the game. Defensive coordinator Jim Young assumed coaching responsibilities for the game.

2-Offensive coordinator Gary Moeller assumed coaching responsibilities as coach Schembechler remained in Ann Arbor after having quadruple bypass heart surgery in early December.

BOWL APPEARANCES & RECORD

Bowl	W-L	Years
Alamo	0-2	1995, '05
Bluebonnet	1-0	1981
Buffalo Wild Wings	0-1	2013
Capital One (Citrus)	4-1	1999, '01, '02, '08, '16
Fiesta	1-0	1986
Gator	1-2	1979, '91, '11
Hall of Fame (Outback)	3-3	1988, '94, '97, '03, '13, '18
Holiday	1-1	1984, '94
Orange	1-2	1976, '00, '16
Rose	8-12	1902, '48, '51, '65, '70, '72, '77, '78, '79, '81, '83, '87, '89, '90, '92, '93, '98, '04, '05, '07
Sugar	1-1	1984, '12

MICHIGAN STADIUM



MICHIGAN STADIUM HISTORY

UNIVERSITY OF MICHIGAN FOOTBALL FIELD HISTORY

1883 / First home game played on May 12.

1890 / The Regents of the University of Michigan authorize \$3,000 for the purchase of 10 acres of land for a football field.

1891 / The Regents approve \$5,000 to "put the field in shape."

1893 / "The Athletic Field," later known as Regents Field, opens with a capacity of 400.

October 7 / Michigan defeats the Detroit Athletic Club, 6-0, in the opening game at Regents Field.

1895 / The original stands at Regents Field burn down.

1896 / The Regents order the construction of another covered stand in order to offer seating to 800 people.

1902 / Due to the donation of 21 acres by Detroit native Dexter Ferry, the Regents change the name of the complex to Ferry Field.

1906 / The home field of the Wolverines moves to a new site on the land that Dexter Ferry donated the year before. The new field - Ferry Field - is located where the outdoor track now stands.

1914 / Concrete stands are erected at Ferry Field, increasing capacity to 25,000.

1921 / The stands around Ferry Field are completed, increasing capacity to 40,000.

1925 / The land where Michigan Stadium now stands is purchased for \$240,000. This land is located where a spring had been, a source that had served the University of Michigan's water needs in its earlier days.

1926 / The Athletic Association increases the capacity of Ferry Field by adding wooden structures to both ends.

The Board of Athletics offers bonds at a price of \$500 each to pay for the construction of Michigan Stadium. The bond-holder was offered the



The first University of Michigan football game played on a home field occurred on May 12, 1883, when Michigan took on the Detroit Industrial Team in Ann Arbor. For the next 10 years, Michigan players would call two sites in Ann Arbor, as well as several fields in Detroit, home turf. The Wolverines fared well in Detroit, recording a 12-4-1 mark in games played there, but had an even better record in Ann Arbor, going 18-1 at the locations where Waterman Gym was later built and where Burns Park stands today.

Following a successful Michigan football season in 1890, the Michigan Board of Regents authorized \$3,000 for the purchase of land so a permanent home football field for the Wolverines could be built. Twelve months later, the Regents voted to add \$5,000 more to this allotment to improve drainage and put the field into shape. By the fall of 1893, this new facility was ready, and on Oct. 7th, Michigan played on a permanent home field site for the first time, defeating the Detroit Athletic Club, 6-0.

The new home of Michigan Football, named Regents Field, was located along South State Street, where Schembechler Hall stands today. Though Regents Field had a single wooden bleacher section that seated 400 people, many more would show up for the Michigan home games. The original seating area burned down in 1895. The following year, the Regents ordered construction of another covered stand. This stand doubled the seating capacity to 800 but still fell far short of demand. Often times, temporary seats were erected to accommo-

REGENTS FIELD served as Michigan's first permanent home field. Originally accommodating just 400 fans, temporary bleachers were erected to seat up to 17,000. The Wolverines compiled an 87-2-3 record at Regents Field.

date the throngs of Wolverine faithful. Crowds of 5,000 were not uncommon in the early part of the 20th Century.

In 1902, Detroit native Dexter M. Ferry donated 21 acres of land to the University, stretching from South State Street to the railroad tracks. This donation united the land which now comprises the athletics campus of the University of Michigan. In honor of this gift, the University Regents renamed the entire complex as Ferry Field. Despite the name change, the stadium still only had room

One fact that remains unknown about Michigan Stadium is the location of Fritz Crisler's seat - the single seat indicated at the end of the stadium's capacity. Despite this anonymity, the legacies of Crisler and Yost live on as Michigan continues to pack the stadium full of 100,000-plus fans, game after game.

for a small number of fans. As Fielding Yost's "Point-A-Minute" teams continued to win games, Ann Arborites, Michiganders and people from around the nation came to see the "Champions of the West."

Realizing the need to accommodate more people, the Regents approved the building of a new football field. The new complex was to continue under the name Ferry Field and would be located closer to campus at the site where the Michigan outdoor track now lies. But while the name stayed the same, much else about the new field was different. Unlike the old field, which was home to the football, baseball and track teams, the

grass on Ferry Field was for football use only. Michigan had built separate practice fields so that use of Ferry Field could be restricted to game days only. In addition, Ferry Field had the capacity to seat 18,000 fans. To facilitate media coverage, Ferry Field included a press box on the Hoover Street side, where the Intramural Sports Building now stands.


After compiling a record of 87-2-3 at Regents Field, many wondered whether the new field could offer such great success. Michigan quickly answered that question in its new setting. On Oct. 6, 1906, Johnny Garrels scored the first touchdown en route to a 28-0 victory over Case.

As Michigan continued to win at home and fans lined up to pay \$1 to see a Michigan home football game (conference rules required that students pay no more than 50 cents), Fielding Yost saw the need to increase the seating capacity of Ferry Field. In 1921, Yost's wish was granted as temporary wooden bleachers were added to both ends of the stadium to almost double capacity from 21,000 to 40,000. This substantial increase in stadium capacity was not enough and Yost soon asked the Regents for approval to build a new stadium.

The "Roaring '20s" were a great time for stadium building. In the previous five years, Michigan had already played in the dedication game of the home stadiums for Vanderbilt, Ohio State, Michigan State and Illinois. In addition, conference foes Minnesota, Northwestern and Purdue had each erected new facilities.

Fielding H. Yost envisioned a stadium that would seat between

MICHIGAN STADIUM HISTORY



However, Yost was able to influence the plans so the stadium could be expanded to seat more than 100,000. The construction would be financed not by the taxpayers of the State of Michigan, but by the sale of 3,000 \$500 bonds. These bonds would entitle the bondholder to buy season tickets (guaranteed to be between the 30-yard lines) for every season from 1927 until the bonds would be retired in 1936

100,000 and 150,000 people for each Michigan home game. Because of the recent expansion of Ferry Field, the Regents were reticent to approve Yost's request. Once word of Yost's idea reached the public, the debate raged in the Ann Arbor community. Some contended a new stadium with twice the capacity would create no serious evils and would provide greater convenience to the students, alumni and general public. However, others believed the new stadium would injure the University academically, socially and intellectually. Furthermore, it was stated that the large stadium would inevitably increase student attention to football in conversation, publications and in attendance at practice. The increased interest would become a detriment to the community as it would overshadow academic and scholastic honors. The building of a new stadium would be a permanent and undeniable concession - set in concrete for years to come - to the notion that "college is nothing more than a Roman holiday."

the new stadium on April 22, 1926. Although Yost originally wanted to build the new stadium where the Michigan Golf Course is now located, that plan was denied. Instead, this new structure was to be built on land the University had purchased in 1925, land that at one time had been home to a barn, a strawberry patch and an underground spring. This underground spring had been capable of delivering 300 gallons of water per minute, which had served the University's water needs in the early years. The water posed a problem to the construction, as the land had to be lowered to take care of a large underground lake. The underground lake also led to a surface which nearly resembled quicksand. It was this moist ground that during construction, engulfed a crane which, according to legend, remains under the stadium today. The high water table also led to nearly three-quarters of the stadium being built below ground level.

After much debate, the Regents, the University of Michigan and Fielding Yost reached an agreement by which the stadium would seat 72,000.

(due to the Great Depression, not a penny was paid on these bonds between 1931 and 1936, and they were not completely retired until October 15, 1947).

With Yost's successful promotion, the bonds sold and construction began. Fashioned after the Yale Bowl, 440 tons of reinforcing steel and 31,000 square feet of wire mesh went into the building of the 44-section, 72-row, 72,000-seat stadium at a cost of \$950,000. The original seats consisted of 22 miles of California Redwood and the 360 x 160 foot grass playing field included the planting of one four leaf clover.

Despite the grandeur of the new home, doubt still existed, as it was written in an article on the last game at Ferry Field, "Ferry Field passed on as the home of Michigan Football Saturday to give place to a larger, possibly better field..." Again the question of home field success arose, as Michigan had gone 88-14-2 in games played on Ferry Field.

As the stadium neared completion, Yost requested an addition of 10,000 temporary seats for the concourse at the top of the sta-

right to purchase tickets from the 1927 through 1936 seasons, when the bonds were scheduled to be retired. The seats offered to these bondholders were guaranteed to be between the 30-yard lines.

1927 / Michigan Stadium is constructed at a cost of \$950,000. It contains 70 rows and is designed to seat 72,000 fans. Capacity was increased to 84,401 with the addition of wooden bleachers.

October 1 / The first game in Michigan Stadium is played. The Wolverines defeat Ohio Wesleyan, 33-0.

October 22 / In the dedication game of Michigan Stadium, Michigan blanks Ohio State behind a then-record crowd of 84,401.

1928 Stadium capacity is increased to 85,753.

1930 / Michigan installs electronic scoreboards at both ends of the stadium, becoming the first stadium to use electronic scoreboards as official time.

1946 / Michigan breaks the half million mark in a season for the first time with 514,598 fans.

1949 / Permanent steel stands replace the wooden bleachers, raising capacity of Michigan Stadium to 97,239.

1949 / In the first year that NCAA attendance records are kept, Michigan leads the nation with an average of 93,894 for each of its six home games. Michigan's nearest competitor, Ohio State, averages 76,429.



1956 / The capacity of Michigan Stadium is increased once again, and the "Big House" now holds 101,001 people.



As Fielding Yost's "Point-A-Minute" teams gained fame and popularity, Michigan's regents approved a new football complex on the corner of State and Hoover. FERRY FIELD, completed in 1906, could seat 18,000 fans and offered a press box to facilitate growing media coverage.



MICHIGAN STADIUM HISTORY



A state-of-the-art press box is added at a cost of \$700,000. Dedicated on Sept. 22, 1956, it includes a press area, photo deck and dark rooms.

October 6 / Michigan Stadium hosts over 100,000 people for the first time, as 101,001 see Michigan and Michigan State square off.

1968 August / The scoreboards at each end of the stadium are replaced at a cost of \$75,000.

November 16 / Michigan crushes Wisconsin, 34-9, in the last Michigan Stadium game on grass for the next 22 seasons.

1969 June / Evidence that turf requires less maintenance than grass and could withstand any type of weather led the U-M Regents to approve installation of artificial turf. At a cost of \$250,000, 88,285 feet of Tartan Turf is installed in July.

September 20 / The Wolverines break-in the newly installed Tartan Turf with a 42-14 defeat over Vanderbilt.

October 4 / The Wolverines lose at home to Missouri, 40-17. Michigan would not lose another game at home until Nov. 22, 1975, a streak of 41 games.

1972 / The University of Michigan leads the nation in attendance as 513,398 (85,566 average) fans watch Michigan go 6-0 at home.

1973 / Michigan Stadium capacity increases to 101,701. The box seats and railing are removed from the first few rows and replaced with bleachers.

1974 / Michigan leads the nation in attendance, as it has done every season since except 1997.

1975 The playing area is resurfaced with Tartan Turf.

November 8 / 102,415 fans are on hand as Michigan shuts out Purdue, 28-0. This begins a streak of consecutive crowds over 100,000 at Michigan Stadium that is still alive today.

1976 / Stadium seats are repainted and workers discover 19 new seats, 15 where the old box seats and rails were eliminated and four new ones above the tunnel. The painting of the seats is part of a \$250,000 face-lift of the stadium.

1982 / The playing area is resurfaced, this time with All-Pro Turf.

November 17, 1990 / Michigan defeats Minnesota, 35-18, in its last Michigan Stadium game on artificial turf. From 1969, when the turf was installed, Michigan compiled a 119-18-3 record while playing on artificial turf in the stadium.

dium. This request was passed, and Michigan Stadium opened at the corner of Main Street and Stadium Boulevard with a capacity of 84,401 – the largest college owned stadium of any team in the nation.

On Oct. 1, 1927, Michigan played Ohio Wesleyan in the first game at Michigan Stadium. The game was a success as Michigan started the scoring on a 28-yard pass from Louis Gilbert to tight end Kip Taylor, and prevailed easily, 33-0. Dedication of the new stadium came three weeks later, Oct. 22, 1927, against Ohio State. The Buckeyes came into Michigan Stadium seeking revenge for a game five years earlier, when the Wolverines spoiled the dedication of Ohio Stadium with a 19-0 victory. However, Michigan was not to be denied on its big day, and the Wolverines blanked the Buckeyes 21-0 before a capacity crowd of 84,401. Before the 1927 season ended, Michigan shattered its own attendance mark again, drawing 84,423 to a game against Minnesota.

After a successful season in which the Wolverines drew nearly 300,000 fans, the capacity of Michigan Stadium was upped to 85,753 prior to the start of the 1928 season. In 1930, the University took advantage of new technology and installed electronic scoreboards at both ends of the stadium. In doing so, Michigan Stadium became the first to use electronic scoreboards for official game time.

With the end of World War II in 1945, Michigan Stadium was dedicated to all the men and women who gave their lives for the United States. In their honor, a bronze eagle was placed at the southwest entrance of the stadium where it remains today.

The Wolverines continued to draw crowds in the 80,000 range for 20 years, and in 1949, plans were drawn up to increase the size of the stadium. The most ambitious of the plans called for the addition of a top deck entirely around the stadium, increasing capacity to 125,300. Permanent steel stands around the stadium complex were finally settled upon, allowing for seating of 97,239 fans. Michigan also replaced the temporary wooden bleachers erected in 1927 with permanent steel ones. In its first game in the enlarged stadium, Michigan drew a then-record capacity crowd to the game against Michigan State. In the first season of official NCAA attendance records (1949), the final tally showed Michigan leading the nation in average home attendance with 93,894.

Seven years would pass before the capacity of Michigan Stadium was raised again with the building of the Michigan Sports Communications Center (press box). Built at a cost of \$700,000, the structure provided a host of resources, including a press area, a photo deck, darkrooms and various other amenities. Dedicated on Sept. 22, 1956, the press box and the additional seating constructed along with it increased the capacity of Michigan Stadium to 101,001. This began a tradition of ending all Michigan Stadium capacity numbers with the digit "1", the extra seat being in honor of Fritz Crisler, the director of athletics at the time. On Oct. 6, 1956, Michigan Stadium hosted over 100,000 people for the first time as a capacity crowd saw Michigan State defeat Michigan, 9-0.

Though the Michigan football team suffered some lean years in the 1960s, the Ann Arbor faithful still packed the stadium to the point where

MICHIGAN STADIUM HISTORY

between 1959 and 1971, Michigan finished no lower than fifth in the nation in average attendance.

During this period, major changes continued. In 1965, the benches were redone in blue fiberglass to prevent weathering and discoloration of the seats. It was then that the yellow "Block M" was created on the east bleachers of the stadium, a design done by former U-M player Dan Dworsky. In August of 1968, at a cost of \$75,000, both scoreboards were replaced after 38 years of service. The new scoreboards added the number of time outs left for each team as well as the spot the ball was on, in addition to the features given on the old boards. These scoreboards, measuring 41 feet by 16 feet, were in use at the north and south ends of the stadium until 1998.

Based on evidence that artificial turf could withstand any type of weather and required less maintenance than grass, the Regents of the University of Michigan approved the installation of artificial turf at Michigan Stadium. In July 1969, a total of 88,285 feet of Tartan Turf were installed at a cost of \$250,000. In its first game on the new surface, Michigan defeated Vanderbilt, 42-14. However, the Wolverines would drop their next home contest, 40-17 to Missouri on Oct. 4, 1969. After this defeat, Michigan would not lose at home again until Nov. 22, 1975 – a span of 41 games.

In the summer of 1973, renovations called for the removal of many of the rails in the stadium and replacement of the box seats in the first three rows with bleacher seats. This change allowed for 600 more seats in the stadium, raising capacity to 101,701. In 1974, Michigan led the nation in average attendance, as it has done every season since, except 1997.

Another game of note in the 1970s was U-M's shutout of Purdue on Nov. 8, 1975. That day, 102,415 fans witnessed the beginning of a streak in which Michigan has played every home game in front of more than 100,000 fans, a streak that continues into the 2016 season.

Michigan resurfaced the field with artificial turf in 1975 and 1982. When the time to do so arose again in 1990, a decision was made to return to a natural surface in time for the 1991 season. Michigan played its last home game on artificial surface against Minnesota on Nov. 17, 1990, winning, 35-18. The Wolverines' artificial turf home record was an impressive 119-18-3 over 22 seasons.

In May of 1991, 87,000 feet of prescription athletic turf were installed in a comprehensive renovation of Michigan Stadium. In addition to returning to natural grass, the field was lowered by three and a half feet to facilitate sightlines in the lower rows. The bill for these improvements came to \$2.25 million. Included was the addition of two rows to the lower seating area of the stadium, raising capacity to 102,501.

As Michigan closed out the 1993 season against Ohio State, 106,867 fans filled the stadium, breaking both the Michigan Stadium and NCAA single-game attendance records. The number of people in Michigan Stadium exceeded the population of all but 185 cities in the United States and increased the Wolverine season tally to 739,560, a then-NCAA record.

The stadium continues to undergo changes. Prior to the 1996 season, the surface was torn up and the field crowned to allow for better drainage. Prior to Michigan's 1997 game against Ohio State, the University of Michigan Board of Regents approved the expansion of Michigan Stadium that added seats around the stadium and video scoreboards in each end zone.

During the 1997 national championship season, the schedule was highlighted by the 17th seven-game home slate in Michigan Football history. A single-game Michigan Stadium record crowd of 106,867 fans witnessed the Wolverines' 20-14 victory over Ohio State that clinched the Big Ten title and subsequent Rose Bowl berth. That game closed out a 7-0 home slate that saw Michigan draw another NCAA record of 745,139 fans (106,448 per game average.)

Michigan continued to rewrite the NCAA record books in 1998, setting single-game and season attendance marks. Construction was completed on the stadium prior to the season-opener that increased capacity to

May 1991 / Michigan Stadium returns to grass as 87,000 feet of Prescription Athletic Turf is installed. Eight thousand square yards of sod were brought in for the playing surface which is lowered 3 1/2 feet to facilitate better sightlines for those seated in lower rows. The conversion from turf back to grass costs \$2,250,000.

The rows in Michigan Stadium number 91, up from the 90 rows Michigan maintained since the 1950s.

September 14 / Michigan plays on grass on its field for the first time since 1968 in a 24-14 win over Notre Dame.

October 19 / Michigan draws 106,097 to its homecoming game against Indiana, the 100th consecutive home crowd over 100,000.

1992 / After nearly 20 years of constant capacity, Michigan Stadium begins the 1992 campaign with space for 800 more fans, now totaling 102,501. Another row is added, giving it the 92 that it still has today.

November 20, 1993 / Michigan sets a stadium and then-NCAA record with a crowd of 106,867 for the Ohio State game. This gives U-M a season home attendance total of 739,560, an NCAA record, breaking its own record from 1987.

November 12, 1994 / Michigan ends the home season with a crowd of 105,624 against Minnesota. The season average for the six Wolverine home games is 106,217, breaking the 1992 NCAA mark.

1996 / Despite being overshadowed by Tennessee's expanded Neyland Stadium, Michigan averages 105,933 fans per game, leading the nation for the 23rd consecutive season.

1997 / Varsity Plaza is added, as well as brick and wrought iron fencing around the stadium concourse.

November 22 / Michigan sets a then single-game attendance record at the "Big House" as a crowd of 106,867 witness a 20-14 victory over Ohio State that clinched the Big Ten title and Rose Bowl berth. The attendance total surpassed the Wolverines' previous NCAA record as 745,139 fans (106,448 per game average) attended the seven home games.

1998 / Michigan Stadium undergoes renovations that add 5,000 seats around the stadium (107,501) and two video scoreboards in each end zone. The Wolverine brick plaza is completed at the northwest entrance.

September 26 / Michigan sets an NCAA single-game attendance mark (111,238) at the 29-17 win over Michigan State in the Big Ten opener.

November 14 / The Wolverines complete the six-game home schedule against Wisconsin, drawing 111,217 fans. The second-largest crowd in stadium history helps Michigan set an NCAA season average of 110,965 fans per game (665,787 total).

September 4, 1999 / Michigan sets the NCAA single-game attendance record (111,523) for the season-opening 26-22 victory over Notre Dame. The mark breaks the previous NCAA record set by U-M on Sept. 26, 1998.

September 11 / The Wolverines play their 150th consecutive home game in front of at least 100,000 fans. Michigan defeats Rice, 37-3 (110,501).

November 20 / Michigan sets a pair of NCAA records in the 24-17 victory over Ohio State. U-M breaks the single-game attendance record set against the Irish, with 111,575 fans. The crowd helps U-M set an NCAA season average record of 111,008 fans (666,049 total).

2001 / Michigan plays its 75th season at Michigan Stadium, compiling a 6-1 record.

2002 / The Board of Regents approve the expansion of a new home locker-

MICHIGAN STADIUM HISTORY

room (Nov. 12) and an artificial surface field (Dec. 12) at Michigan Stadium.

2003 / The new team lockerroom, designed by Rosetti Architects in Birmingham, Mich., provides U-M with improved medical facilities and an area where all players can dress at the stadium. The 10,208-square-foot facility is three times larger than the previous locker room (3,145 square feet) and costs \$3 million.

April 28 - Early July / The field at Michigan Stadium returns to an artificial surface as FieldTurf replaces the Prescription Athletic Turf (PAT) that had been in place since 1991. The surface cost \$620,000 to install, with the fee including removal of the existing surface, installation of the new field and replacement of the urethane track around the field and tunnel. It also included a \$46,000 donation by Ford Motor Company for the crushed rubber infill used in the field.

September 13 / The Wolverines set the NCAA single-game attendance record as 111,726 fans witness a 38-0 shutout win against Notre Dame.

November 22 / U-M sets the NCAA single-game attendance mark set earlier against the Irish as 112,118 are in attendance for the Big Ten title clinching 35-21 victory over Ohio State. U-M leads the nation in average attendance for the sixth straight season, with its seven-game total of 776,429 fans breaking the previous school-record (774,033 set in 2002).

2004 / The first of four phases of concrete restoration begins with the replacement of cement and bleachers in sections 28-33. The project costs \$2 million.

October 30 / Michigan rallies from a 17-point deficit with 6:28 remaining to defeat Michigan State in triple overtime, 45-37, in the longest game in Big Ten history. The crowd of 111,609 is the third-largest in stadium history.

2005 / The concrete and bleachers on the east side of the stadium (sections 6-40) is replaced at a cost of \$2.75 million.

2006 / The cement and bleachers are replaced on the west side and in the south end zone, from sections 7-40 at a cost of \$6.3 million.

November 4 / U-M plays its 200th consecutive game with at least 100,000 fans. The Wolverines defeat Ball State, 34-26 (109,359).

2007 / The final section of the concrete and bleacher restoration, sections 34-39 in the north end zone, is completed at a cost of \$2.5 million.

Summer / A \$750,000 upgrade of the scoreboards includes light-emitting diode message banners. The incandescent bulbs used in the two scoreboards are also replaced with LED lights, which are easier to read and use less power.

September 27, 2008 / U-M plays its 500th game in Michigan Stadium, recording the largest comeback in stadium history with a 27-25 win over Wisconsin.

September 4, 2010 / Renovated stadium is rededicated in season-opener against Connecticut. With a new capacity of 109,901, it features additions to the east and west sides with club suites and seats, a second elevated concourse and additional concessions areas and restrooms.

April 5, 2011 / U-M announces TS Sports/Lighthouse will provide new state-of-the-art video boards at Michigan Stadium. The boards will be 40 percent larger than the previous system at 47 feet x 85 feet and measuring more than 4,000 square feet each. The upgrade will be completed in August prior to the 2011 season-opener.



107,501. With the added seating, the Wolverines went on to again set an NCAA single-game attendance record with 111,238 vs. Michigan State on Sept. 26, 1998. U-M finished the six-game home slate in 1998 with a season average of 110,965 fans per game, breaking Tennessee's NCAA record.

The Wolverines had an average attendance of 110,576 fans at its seven home games during the 2002 season. The season total of 774,033 fans at the "Big House" set a new stadium record but ranked third in NCAA total attendance behind Penn State (857,911) and Ohio State (827,904), which both played eight home games. U-M had four crowds over 111,000, including the season's largest attended game of 111,542 fans vs. Michigan State.

U-M led the nation in average attendance for the 13th straight season and the 37th time in past 39 years in 2010. The Wolverines set the NCAA single-game attendance mark twice during the 2003 season, first in a 38-0 shutout win against Notre Dame on Sept. 13 (111,726) and again before 112,118 spectators at the conference title-clinching 35-21 victory over Ohio State on Nov. 22 - the 100th game in the historic rivalry. U-M's seven-game total of 776,429 fans broke the previous school-record mark of 774,033 patrons set in 2002.

On Sept. 4, 2010, the Wolverines were proud to unveil their newly expanded and renovated Big House, hosting an NCAA record 109,901 fans in the season-opening 30-10 victory over Connecticut.

U-M averaged 111,825 fans during the seven-game home season in 2010, but added a very unique eighth game in the confines of the stadium on Dec. 11. The Michigan hockey team shut out rival Michigan State, 5-0, in The Big Chill at the Big House on Dec. 11, 2010, before a world record crowd of 113,411.

MICHIGAN STADIUM FACTS

UNIVERSITY OF MICHIGAN HOME STADIUMS

Stadium/Years	Games	Record	Capacity (Yr)
Ann Arbor Sites/1883-1892	18	17-1-0	
Regents Field/1893-1905	92	87-2-3	400 (1893)
			800 (1896)
Ferry Field/1906-1926	104	88-14-2	18,000 (1906)
			25,000 (1914)
			40,000 (1921)
			46,000 (1926)
Michigan Stadium/1927-2016	570	424-129-17	72,000 (1927)
			84,401 (1927)
			85,753 (1928)
			97,239 (1949)
			101,001 (1956)
			101,701 (1973)
			102,501 (1992)
			107,501 (1998)
			102,601 (2008)
			109,901 (2010)
			107,601 (2015)
Total Ann Arbor Record	784	616-146-22	
In Detroit (1879-1901)	18	12-5-1	
Total Home Record	802	628-151-23	

HEAD COACHES RECORDS AT HOME

Coach	Years	Games	Record	Pct.
Mike Murphy & Frank Crawford	1891	4	3-1-0	.750
Frank Barbour	1892-93	7	5-2-0	.714
William McCauley	1894-95	12	11-0-1	.958
W. Douglas Ward	1896	6	6-0-0	1.000
Gustave Ferbert	1897-99	19	18-0-1	.974
Langdon Lea	1900	7	6-0-1	.929
Fielding Yost	1901-23, 25-26	144	129-13-2	.903
George Little	1924	4	3-1-0	.750
Elton Wieman	1927-28	11	7-4-0	.636
Harry Kipke	1929-37	50	30-16-4	.640
Fritz Crisler	1938-47	57	46-8-3	.833
Bennie Oosterbaan	1948-58	67	46-19-2	.701
Bump Elliott	1959-68	61	33-26-2	.557
Bo Schembechler	1969-89	134	115-16-3	.869
Gary Moeller	1990-94	31	22-8-1	.726
Lloyd Carr	1995-2007	86	74-12-0	.860
Rich Rodriguez	2008-10	22	11-11-0	.500
Brady Hoke	2011-14	28	23-5-0	.821
Jim Harbaugh	2015-present	21	17-4	.810

Most Home Games, Season: 11, 1905

Since 1950: 8 (2011, 2016)

Most Home Wins, Season: 11, 1905

Since 1950: 8 (2011, 2016)

Most Home Losses, Season: 5 (2008)

Most Home Ties, Season: 2 (1963, 1975)

Undefeated Home Seasons: 57 (Last: 2016)

Longest Home Winning Streak: 50 (1901-07)

Since 1950: 28 Games, 1969-73

Longest Home Undefeated Streak: 95, 1893-07

Since 1950: 41 Games, 1969-75

Longest Home Losing Streak: 5, 1958-59; 2008

279 STRAIGHT

The University of Michigan football team has played 279 consecutive home games in front of crowds in excess of 100,000 through the 2017 season. The last time Michigan did not have 100,000 in attendance in Michigan Stadium was on Oct. 25, 1975 vs. Indiana. A crowd of 93,857 was on hand for the 55-7 Michigan victory. Since then, Michigan has set numerous NCAA attendance marks and the Wolverines have led the nation in attendance for 41 of the past 43 seasons.

MICHIGAN STADIUM -- 1927-2017 (91 YEARS)

Won 424, Lost 129, Tied 17

CAPACITY: 107,601 — The largest college-owned structures of its kind designed solely for football — closer to the playing field with no running track—no posts or other obstructions.

COMPLETION: 1927 — At a cost in excess of \$950,000 to seat 72,000 spectators. Capacity raised to 84,401 by addition of temporary wooden bleachers until 1949 when permanent steel stands replaced the wooden bleachers, increasing the capacity to 97,239. Seating capacity then raised to 101,001 in 1956, 101,701 in 1973, 102,501 in 1992, 107,501 in 1998, 106,201 in 2008, 109,901 in 2010, and 107,601 in 2015.

FIRST GAME: October 1, 1927 — Led by captain Bennie Oosterbaan, U-M defeated Ohio Wesleyan, 33-0. LaVerne (Kip) Taylor, Michigan end, scored first in the stadium on a 28-yard pass from halfback Louis Gilbert.

DEDICATION GAME: October 22, 1927 — Michigan defeated Ohio State, 21-0.

ATTENDANCE: Since 1927 — 49,756,878 fans have watched the Wolverines play 570 games. Stadium attendance record of 115,109 was set on Sept. 7, 2013 against Notre Dame.

FIELD: 360 x 160 feet — Installed FieldTurf in 2003, returning Michigan to an artificial surface for the first time since the 1990 season.

Installed Prescription Athletic Turf in 1991, giving Michigan its first natural grass field since 1968. Field was also lowered 3-1/2 feet allowing better sightlines for those seated in the lower rows.

NOTES ON THE BUILDING OF MICHIGAN STADIUM

- The number of tons of reinforcing steel used in the construction was estimated at 440 (880,000 pounds).
- The 31,000 square feet of wire mesh used in building the stadium could, at that time, imprison all the inmates of Sing Sing, and the federal prisons of Atlanta and Leavenworth.
- "Nature" Magazine estimated that it would take 14,000 woodchucks, working eight hour days, 11 1/2 months to move an amount of dirt equal to the 240,000 square yards that were excavated out of the Michigan Stadium site before the cement was poured.
- 45,000,000 words were typed before the stadium was even authorized, and 4,500 yards of type were devoted to the construction process. Of these 4,500 yards of type, 3,000 were made up of adjectives.
- It was estimated that there were 106,000,000 blades of grass making up the field at Michigan Stadium at the dedication game in 1927.

MICHIGAN STADIUM CONSECUTIVE 100,000+ CROWDS

No.	Date	Opponent	Result	Attendance	No.	Date	Opponent	Result	Attendance
1.	Nov. 8, 1975	Purdue	W, 28-0	102,415	76.	Oct. 3, 1987	Wisconsin	W, 49-0	104,410
2.	Nov. 22, 1975	Ohio State	L, 14-21	105,543	77.	Oct. 17, 1987	Iowa	W, 37-10	105,406
3.	Sept. 11, 1976	Wisconsin	W, 40-27	101,347	78.	Oct. 31, 1987	Northwestern	W, 29-6	104,101
4.	Sept. 18, 1976	Stanford	W, 51-0	103,741	79.	Nov. 21, 1987	Ohio State	L, 20-23	106,031
5.	Sept. 25, 1976	Navy	W, 70-14	101,040	80.	Sept. 17, 1988	Miami (FL)	L, 30-31	105,834
6.	Oct. 2, 1976	Wake Forest	W, 31-0	103,241	81.	Sept. 24, 1988	Wake Forest	W, 19-9	102,776
7.	Oct. 9, 1976	Michigan State	W, 42-10	104,211	82.	Oct. 8, 1988	Michigan State	W, 17-3	106,208
8.	Oct. 30, 1976	Minnesota	W, 45-0	104,426	83.	Oct. 22, 1988	Indiana	W, 31-6	106,104
9.	Nov. 13, 1976	Illinois	W, 38-7	104,107	84.	Nov. 5, 1988	Minnesota	W, 22-7	102,171
10.	Sept. 17, 1977	Duke	W, 21-9	104,072	85.	Nov. 12, 1988	Illinois	W, 38-9	105,714
11.	Sept. 24, 1977	Navy	W, 14-7	101,800	86.	Sept. 16, 1989	Notre Dame	L, 19-24	105,912
12.	Oct. 1, 1977	Texas A&M	W, 41-3	104,802	87.	Sept. 30, 1989	Maryland	W, 41-21	104,872
13.	Oct. 15, 1977	Wisconsin	W, 56-0	104,892	88.	Oct. 7, 1989	Wisconsin	W, 24-0	104,097
14.	Oct. 29, 1977	Iowa	W, 23-6	104,617	89.	Oct. 28, 1989	Indiana	W, 38-10	105,989
15.	Nov. 7, 1977	Northwestern	W, 63-20	103,211	90.	Nov. 4, 1989	Purdue	W, 42-27	105,128
16.	Nov. 19, 1977	Ohio State	W, 14-6	106,024	91.	Nov. 25, 1989	Ohio State	W, 28-18	106,137
17.	Sept. 16, 1978	Illinois	W, 31-0	104,102	92.	Sept. 22, 1990	UCLA	W, 38-15	104,992
18.	Sept. 30, 1978	Duke	W, 52-0	104,832	93.	Sept. 29, 1990	Maryland	W, 45-17	102,894
19.	Oct. 7, 1978	Arizona	W, 21-17	104,913	94.	Oct. 13, 1990	Michigan State	L, 27-28	106,188
20.	Oct. 14, 1978	Michigan State	L, 15-24	105,132	95.	Oct. 20, 1990	Iowa	L, 23-24	105,517
21.	Oct. 28, 1978	Minnesota	W, 42-10	105,308	96.	Nov. 8, 1990	Illinois	W, 22-17	105,343
22.	Nov. 18, 1978	Purdue	W, 24-6	105,410	97.	Nov. 15, 1990	Minnesota	W, 35-18	102,112
23.	Sept. 8, 1979	Northwestern	W, 49-7	100,790	98.	Sept. 14, 1991	Notre Dame	W, 24-14	106,138
24.	Sept. 15, 1979	Notre Dame	L, 10-12	105,111	99.	Sept. 28, 1991	Florida State	L, 31-51	106,145
25.	Sept. 22, 1979	Kansas	W, 28-7	103,698	100.	Oct. 19, 1991	Indiana	W, 24-16	106,097
26.	Oct. 13, 1979	Minnesota	W, 31-21	104,677	101.	Nov. 2, 1991	Purdue	W, 42-0	105,401
27.	Oct. 27, 1979	Indiana	W, 27-21	104,832	102.	Nov. 9, 1991	Northwestern	W, 59-14	102,087
28.	Nov. 3, 1979	Wisconsin	W, 54-0	104,952	103.	Nov. 23, 1991	Ohio State	W, 31-3	106,156
29.	Nov. 17, 1979	Ohio State	L, 15-18	106,255	104.	Sept. 19, 1992	Oklahoma State	W, 35-3	104,253
30.	Sept. 13, 1980	Northwestern	W, 17-10	100,824	105.	Sept. 26, 1992	Houston	W, 63-7	104,968
31.	Sept. 27, 1980	South Carolina	L, 14-17	104,213	106.	Oct. 3, 1992	Iowa	W, 52-28	106,132
32.	Oct. 4, 1980	California	W, 38-13	104,621	107.	Oct. 10, 1992	Michigan State	W, 35-10	106,788
33.	Oct. 11, 1980	Michigan State	W, 27-23	105,263	108.	Oct. 24, 1992	Minnesota	W, 63-13	106,579
34.	Oct. 25, 1980	Illinois	W, 45-14	105,109	109.	Nov. 14, 1992	Illinois	T, 22-22	106,481
35.	Nov. 15, 1980	Purdue	W, 26-0	105,831	110.	Sept. 4, 1993	Washington State	W, 41-14	105,512
36.	Sept. 19, 1981	Notre Dame	W, 25-7	105,888	111.	Sept. 11, 1993	Notre Dame	L, 23-27	106,851
37.	Sept. 26, 1981	Navy	W, 21-16	105,213	112.	Sept. 25, 1993	Houston	W, 42-21	104,196
38.	Oct. 17, 1981	Iowa	L, 7-9	105,915	113.	Oct. 2, 1993	Iowa	W, 24-7	105,423
39.	Oct. 24, 1981	Northwestern	W, 38-0	104,361	114.	Oct. 23, 1993	Illinois	L, 21-24	106,385
40.	Nov. 7, 1981	Illinois	W, 70-21	105,570	115.	Nov. 6, 1993	Purdue	W, 25-10	104,326
41.	Nov. 21, 1981	Ohio State	L, 9-14	106,043	116.	Nov. 20, 1993	Ohio State	W, 28-0	106,867
42.	Sept. 11, 1982	Wisconsin	W, 20-9	104,932	117.	Sept. 3, 1994	Boston College	W, 34-26	105,936
43.	Sept. 25, 1982	UCLA	L, 27-31	105,413	118.	Sept. 24, 1994	Colorado	L, 26-27	106,427
44.	Oct. 2, 1982	Indiana	W, 24-10	104,385	119.	Oct. 8, 1994	Michigan State	W, 40-20	106,272
45.	Oct. 9, 1982	Michigan State	W, 31-17	106,113	120.	Oct. 15, 1994	Penn State	L, 24-31	106,832
46.	Oct. 30, 1982	Minnesota	W, 52-14	105,619	121.	Oct. 29, 1994	Wisconsin	L, 19-31	106,209
47.	Nov. 13, 1982	Purdue	W, 52-21	105,281	122.	Nov. 12, 1994	Minnesota	W, 38-22	105,624
48.	Sept. 10, 1983	Washington State	W, 20-17	103,256	123.	Aug. 26, 1995	Virginia	W, 18-17	101,444
49.	Oct. 1, 1983	Indiana	W, 43-18	104,126	124.	Sept. 9, 1995	Memphis	W, 24-7	100,862
50.	Oct. 15, 1983	Northwestern	W, 35-0	103,914	125.	Sept. 30, 1995	Miami (OH)	W, 38-19	104,484
51.	Oct. 22, 1983	Iowa	W, 16-13	104,559	126.	Oct. 7, 1995	Northwestern	L, 13-19	104,642
52.	Nov. 5, 1983	Purdue	W, 42-10	104,946	127.	Oct. 28, 1995	Minnesota	W, 52-17	104,929
53.	Nov. 19, 1983	Ohio State	W, 24-21	106,115	128.	Nov. 11, 1995	Purdue	W, 5-0	103,721
54.	Sept. 8, 1984	Miami (FL)	W, 22-14	105,403	129.	Nov. 25, 1995	Ohio State	W, 31-23	106,288
55.	Sept. 15, 1984	Washington	L, 11-20	103,072	130.	Aug. 31, 1996	Illinois	W, 20-8	105,992
56.	Sept. 22, 1984	Wisconsin	W, 20-14	104,239	131.	Sept. 21, 1996	Boston College	W, 20-14	105,219
57.	Oct. 6, 1984	Michigan State	L, 7-19	105,412	132.	Sept. 28, 1996	UCLA	W, 38-9	106,011
58.	Oct. 13, 1984	Northwestern	W, 31-0	102,245	133.	Oct. 19, 1996	Indiana	W, 27-20	106,088
59.	Oct. 27, 1984	Illinois	W, 26-18	104,916	134.	Nov. 2, 1996	Michigan State	W, 45-29	106,381
60.	Nov. 10, 1984	Minnesota	W, 31-7	101,247	135.	Nov. 16, 1996	Penn State	L, 17-29	105,898
61.	Sept. 14, 1985	Notre Dame	W, 20-12	105,523	136.	Sept. 13, 1997	Colorado	W, 27-3	106,474
62.	Sept. 28, 1985	Maryland	W, 20-0	105,282	137.	Sept. 20, 1997	Baylor	W, 38-3	106,041
63.	Oct. 5, 1985	Wisconsin	W, 33-6	105,491	138.	Sept. 27, 1997	Notre Dame	W, 21-14	106,508
64.	Oct. 26, 1985	Indiana	W, 42-15	105,629	139.	Oct. 11, 1997	Northwestern	W, 23-6	106,048
65.	Nov. 9, 1985	Purdue	W, 47-0	105,503	140.	Oct. 18, 1997	Iowa	W, 28-24	106,505
66.	Nov. 23, 1985	Ohio State	W, 27-17	106,102	141.	Nov. 1, 1997	Minnesota	W, 24-3	106,577
67.	Sept. 20, 1986	Oregon State	W, 31-12	104,748	142.	Nov. 22, 1997	Ohio State	W, 20-14	106,982
68.	Sept. 27, 1986	Florida State	W, 20-18	105,507	143.	Sept. 12, 1998	Syracuse	L, 28-38	111,012
69.	Oct. 11, 1986	Michigan State	W, 27-6	106,141	144.	Sept. 19, 1998	Eastern Michigan	W, 59-20	110,438
70.	Oct. 18, 1986	Iowa	W, 20-17	105,879	145.	Sept. 26, 1998	Michigan State	W, 29-17	111,238
71.	Nov. 1, 1986	Illinois	W, 69-13	104,122	146.	Oct. 24, 1998	Indiana	W, 21-10	110,863
72.	Nov. 15, 1986	Minnesota	L, 17-20	104,864	147.	Nov. 7, 1998	Penn State	W, 27-0	111,019
73.	Sept. 12, 1987	Notre Dame	L, 7-26	106,098	148.	Nov. 14, 1998	Wisconsin	W, 27-10	111,217
74.	Sept. 19, 1987	Washington State	W, 44-18	103,521	149.	Sept. 4, 1999	Notre Dame	W, 26-22	111,523
75.	Sept. 26, 1987	Long Beach State	W, 49-0	101,714	150.	Sept. 11, 1999	Rice	W, 37-3	110,501

No.	Date	Opponent	Result	Attendance	No.	Date	Opponent	Result	Attendance
151.	Oct. 2, 1999	Purdue	W, 38-12	111,468	230.	Nov. 20, 2010	Wisconsin	L, 28-48	112,276
152.	Oct. 23, 1999	Illinois	L, 29-35	110,188	231.	Sept. 3, 2011	Western Michigan	W, 34-10	110,506
153.	Nov. 6, 1999	Northwestern	W, 37-3	110,794	232.	Sept. 10, 2011	Notre Dame	W, 35-31	114,804
154.	Nov. 20, 1999	Ohio State	W, 24-17	111,575	233.	Sept. 17, 2011	Eastern Michigan	W, 31-3	110,343
155.	Sept. 2, 2000	Bowling Green	W, 42-7	110,585	234.	Sept. 24, 2011	San Diego State	W, 28-7	110,707
156.	Sept. 9, 2000	Rice	W, 38-7	109,778	235.	Oct. 1, 2011	Minnesota	W, 58-0	111,106
157.	Sept. 30, 2000	Wisconsin	W, 13-10	111,341	236.	Oct. 29, 2011	Purdue	W, 36-14	112,115
158.	Oct. 14, 2000	Indiana	W, 58-0	110,909	237.	Nov. 19, 2011	Nebraska	W, 45-17	113,718
159.	Oct. 21, 2000	Michigan State	W, 14-0	111,514	238.	Nov. 26, 2011	Ohio State	W, 40-34	114,132
160.	Nov. 11, 2000	Penn State	W, 33-11	110,803	239.	Sept. 8, 2012	Air Force	W, 31-25	112,522
161.	Sept. 1, 2001	Miami (Ohio)	W, 31-13	109,676	240.	Sept. 15, 2012	Massachusetts	W, 63-13	110,708
162.	Sept. 22, 2001	Western Michigan	W, 38-21	109,837	241.	Oct. 13, 2012	Illinois	W, 45-0	110,922
163.	Sept. 29, 2001	Illinois	W, 45-20	107,085	242.	Oct. 20, 2012	Michigan State	W, 12-10	113,833
164.	Oct. 13, 2001	Purdue	W, 24-10	110,450	243.	Nov. 10, 2012	Northwestern	W, 38-31	107,510
165.	Nov. 10, 2001	Minnesota	W, 31-10	110,828	244.	Nov. 17, 2012	Iowa	W, 42-17	113,016
166.	Nov. 24, 2001	Ohio State	L, 20-26	111,571	245.	Aug. 31, 2012	Central Michigan	W, 59-9	112,618
167.	Aug. 31, 2002	Washington	W, 31-29	111,491	246.	Sept. 7, 2013	Notre Dame	W, 41-30	115,109
168.	Sept. 7, 2002	Western Michigan	W, 35-12	107,856	247.	Sept. 14, 2013	Akron	W, 28-24	107,120
169.	Sept. 21, 2002	Utah	W, 10-7	109,734	248.	Oct. 5, 2013	Minnesota	W, 42-13	111,079
170.	Oct. 12, 2002	Penn State	W, 27-24	111,502	249.	Oct. 19, 2013	Indiana	W, 63-47	109,503
171.	Oct. 26, 2002	Iowa	L, 9-34	111,496	250.	Nov. 9, 2013	Nebraska	L, 13-17	112,204
172.	Nov. 2, 2002	Michigan State	W, 49-3	111,542	251.	Nov. 30, 2013	Ohio State	L, 41-42	113,511
173.	Nov. 16, 2002	Wisconsin	W, 21-14	110,412	252.	Aug. 30, 2014	Appalachian State	W, 52-14	106,811
174.	Aug. 30, 2003	Central Michigan	W, 45-7	110,637	253.	Sept. 13, 2014	Miami (Ohio)	W, 34-10	102,824
175.	Sept. 6, 2003	Houston	W, 50-3	109,580	254.	Sept. 20, 2014	Utah	L, 10-26	103,890
176.	Sept. 13, 2003	Notre Dame	W, 38-0	111,726	255.	Sept. 27, 2014	Minnesota	L, 14-30	102,926
177.	Sept. 27, 2003	Indiana	W, 31-17	110,788	256.	Oct. 11, 2014	Penn State	W, 18-13	113,085
178.	Oct. 18, 2003	Illinois	W, 56-14	110,231	257.	Nov. 1, 2014	Indiana	W, 34-10	103,111
179.	Oct. 25, 2003	Purdue	W, 31-3	111,349	258.	Nov. 22, 2014	Maryland	L, 16-23	101,717
180.	Nov. 22, 2003	Ohio State	W, 35-21	112,118	259.	Sept. 12, 2015	Oregon State	W, 35-7	109,651
181.	Sept. 4, 2004	Miami (Ohio)	W, 43-10	110,815	260.	Sept. 19, 2015	UNLV	W, 28-7	108,683
182.	Sept. 18, 2004	San Diego State	W, 24-21	109,432	261.	Sept. 26, 2015	BYU	W, 31-0	108,940
183.	Sept. 25, 2004	Iowa	W, 30-17	111,428	262.	Oct. 10, 2015	Northwestern	W, 38-0	110,452
184.	Oct. 9, 2004	Minnesota	W, 27-24	111,518	263.	Oct. 17, 2015	Michigan State	L, 23-27	111,740
185.	Oct. 30, 2004	Michigan State	W, 45-37	111,609	264.	Nov. 7, 2015	Rutgers	W, 49-16	109,879
186.	Nov. 13, 2004	Northwestern	W, 42-20	111,347	265.	Nov. 28, 2015	Ohio State	L, 13-42	111,829
187.	Sept. 3, 2005	Northern Illinois	W, 33-17	110,971	266.	Sept. 3, 2016	Hawaii	W, 63-3	110,222
188.	Sept. 10, 2005	Notre Dame	L, 10-17	111,386	267.	Sept. 10, 2016	UCF	W, 51-14	109,295
189.	Sept. 17, 2005	Eastern Michigan	W, 55-0	109,511	268.	Sept. 17, 2016	Colorado	W, 45-28	110,042
190.	Oct. 8, 2005	Minnesota	L, 20-23	111,117	269.	Sept. 24, 2016	Penn State	W, 49-10	110,319
191.	Oct. 15, 2005	Penn State	W, 27-25	111,249	270.	Oct. 1, 2016	Wisconsin	W, 14-7	111,846
192.	Nov. 12, 2005	Indiana	W, 41-14	110,580	271.	Oct. 22, 2016	Illinois	W, 41-9	111,103
193.	Nov. 19, 2005	Ohio State	L, 21-25	111,591	272.	Nov. 5, 2016	Maryland	W, 59-3	110,626
194.	Sept. 2, 2006	Vanderbilt	W, 27-7	109,668	273.	Nov. 19, 2016	Indiana	W, 20-10	110,288
195.	Sept. 9, 2006	Central Michigan	W, 41-17	108,712	274.	Sept. 9, 2017	Cincinnati	W, 36-14	111,384
196.	Sept. 23, 2006	Wisconsin	W, 27-13	111,058	275.	Sept. 16, 2017	Air Force	W, 29-13	111,387
197.	Oct. 7, 2006	Michigan State	W, 31-13	111,349	276.	Oct. 7, 2017	Michigan State	L, 10-14	112,432
198.	Oct. 21, 2006	Iowa	W, 20-6	110,923	277.	Oct. 28, 2017	Rutgers	W, 35-14	111,213
199.	Oct. 28, 2006	Northwestern	W, 17-3	109,114	278.	Nov. 4, 2017	Minnesota	W, 35-10	111,090
200.	Nov. 4, 2006	Ball State	W, 34-26	109,359	279.	Nov. 25, 2017	Ohio State	L, 20-31	112,028
201.	Sept. 1, 2007	Appalachian State	L, 32-34	109,218					
202.	Sept. 8, 2007	Oregon	L, 7-39	109,733					
203.	Sept. 15, 2007	Notre Dame	W, 38-0	111,178					
204.	Sept. 22, 2007	Penn State	W, 14-9	111,310					
205.	Oct. 6, 2007	Eastern Michigan	W, 33-22	108,415					
206.	Oct. 13, 2007	Purdue	W, 48-21	110,888					
207.	Oct. 27, 2007	Minnesota	W, 34-10	109,432					
208.	Nov. 17, 2007	Ohio State	L, 3-14	111,941					
209.	Aug. 30, 2008	Utah	L, 23-25	108,421					
210.	Sept. 6, 2008	Miami (Ohio)	W, 16-6	106,724					
211.	Sept. 27, 2008	Wisconsin	W, 27-25	109,833					
212.	Oct. 4, 2008	Illinois	L, 20-45	109,750					
213.	Oct. 11, 2008	Toledo	L, 10-13	107,267					
214.	Oct. 25, 2008	Michigan State	L, 21-35	110,146					
215.	Nov. 15, 2008	Northwestern	L, 14-21	107,856					
216.	Sept. 5, 2009	Western Michigan	W, 31-7	109,019					
217.	Sept. 12, 2009	Notre Dame	W, 38-34	110,278					
218.	Sept. 19, 2009	Eastern Michigan	W, 45-17	107,903					
219.	Sept. 26, 2009	Indiana	W, 36-33	108,118					
220.	Oct. 17, 2009	Delaware State	W, 63-6	106,304					
221.	Oct. 24, 2009	Penn State	L, 10-35	110,377					
222.	Nov. 7, 2009	Purdue	L, 36-38	108,543					
223.	Nov. 21, 2009	Ohio State	L, 10-21	110,922					
224.	Sept. 4, 2010	Connecticut	W, 30-10	113,090					
225.	Sept. 18, 2010	Massachusetts	W, 42-37	110,187					
226.	Sept. 25, 2010	Bowling Green	W, 65-21	109,933					
227.	Oct. 9, 2010	Michigan State	L, 17-34	113,065					
228.	Oct. 16, 2010	Iowa	L, 28-38	112,784					
229.	Nov. 6, 2010	Illinois	W, 67-65	111,441					

MICHIGAN STADIUM ATTENDANCE

ANNUAL ATTENDANCE TOTALS / MICHIGAN STADIUM, 1927-CURRENT

Year	Home	Away	Neutral	Total
1927	297,641	147,611		445,252
1928	261,900	100,872		362,772
1929	267,655	130,047		397,702
1930	234,395	112,372		346,767
1931	197,174	48,293		245,467
1932	144,295	75,906		220,201
1933	206,394	63,803		270,197
1934	122,526	140,268		262,794
1935	166,950	67,418		234,368
1936	146,797	127,987		274,784
1937	196,737	87,030		283,767
1938	241,873	147,886		389,759
1939	297,090	75,299		372,389
1940	243,287	195,677		438,964
1941	299,283	105,999		405,282
1942	206,135	175,284		381,419
1943	217,327	58,801		276,128
1944	178,664	159,628		338,292
1945	309,506	206,615		516,121
1946	514,598	138,211		652,809
1947*	456,693	158,082	87,516	702,291
1948	408,057	241,357		649,414
1949	563,363	213,058		776,421
1950*	492,867	200,752	98,939	792,558
1951	445,635	147,964		593,599
1952	395,907	146,541		542,448
1953	353,860	183,723		537,583
1954	410,017	146,495		556,512
1955	545,143	119,586		664,729
1956	566,096	134,726		700,822
1957	504,879	154,978		659,857
1958	405,066	189,694		594,760
1959	457,963	125,021		582,984
1960	375,232	217,226		592,458
1961	506,891	104,077		610,968
1962	310,065	261,637		571,702
1963	400,637	117,917		518,554
1964*	380,309	219,890	100,243	700,442
1965	474,651	189,662		664,313
1966	413,599	255,399		668,998
1967	447,029	179,997		627,026
1968	407,948	202,423		610,371
1969*	428,780	204,647	103,878	737,305
1970	476,164	286,242		762,406
1971*	564,376	231,995	103,154	899,525
1972	513,398	292,971		806,369
1973	595,171	231,288		826,459
1974	562,105	313,197		875,302
1975*	689,146	237,066	80,307	1,006,519
1976*	722,113	215,885	106,182	1,044,180
1977*	729,418	250,828	105,312	1,085,558
1978*	629,697	303,590	105,629	1,038,916
1979*	730,315	249,510	70,407	1,050,232
1980*	625,861	325,830	104,863	1,056,554
1981*	632,990	319,879	50,107	1,002,976
1982*	631,743	318,693	104,991	1,055,427
1983*	626,916	333,451	77,893	1,038,260
1984*	726,734	255,199	61,243	1,043,176
1985*	633,530	359,311	72,454	1,065,295
1986*	631,261	373,934	103,168	1,108,363
1987*	731,281	248,641	60,156	1,040,078
1988*	628,807	311,778	101,688	1,042,273
1989*	632,135	324,582	103,450	1,060,167
1990*	627,046	304,186	68,927	1,000,159
1991*	632,024	281,782	103,566	1,017,372
1992*	635,201	281,261	94,236	1,010,698

Year	Home	Away	Neutral	Total
1993*	739,560	296,378	52,649	1,088,587
1994*	637,300	339,180	59,453	1,035,933
1995*	726,370	330,660	64,597	1,121,627
1996*	635,589	278,521	53,161	967,271
1997*	745,139	299,231	101,219	1,145,589
1998*	665,787	299,796	67,584	1,033,167
1999*	666,049	343,537	70,461	1,080,047
2000*	664,930	374,606	66,928	1,106,464
2001*	659,447	407,291	59,653	1,126,391
2002*	774,033	371,770	65,101	1,210,904
2003*	776,429	307,604	93,849	1,177,882
2004*	666,149	342,147	93,468	1,101,764
2005*	776,405	280,138	62,016	1,118,559
2006*	770,183	389,635	93,852	1,253,670
2007*	882,115‡	257,043	69,748	1,208,906
2008	759,997	410,551		1,170,548
2009	871,464	289,873		1,161,337
2010*	782,776	320,525	77,497	1,249,123
2011*	897,431	256,100	64,512	1,218,043
2012*	673,511	462,173	54,527	1,190,211
2013*	781,144	339,892	53,284	1,174,320
2014	842,974	252,882		1,095,856
2015*	771,174	307,311	63,113	1,141,598
2016*	883,741	309,724	67,432	1,260,897
2017	669,534	349,335	121,489	1,140,358

* Includes Bowl game attendance
‡ Stadium Record/NCAA Record

MICHIGAN STADIUM ATTENDANCE

MICHIGAN'S NATIONAL ATTENDANCE RANKINGS

1949.....First	1974.....First	1999.....First
1950.....First	1975.....First	2000.....First
1951.....Second	1976.....First	2001.....First
1952.....Second	1977.....First	2002.....First
1953.....Third	1978.....First	2003.....First
1954.....Second	1979.....First	2004.....First
1955.....First	1980.....First	2005.....First
1956.....Second	1981.....First	2006.....First
1957.....First	1982.....First	2007.....First
1958.....Second	1983.....First	2008.....First
1959.....Second	1984.....First	2009.....First
1960.....Third	1985.....First	2010.....First
1961.....Second	1986.....First	2011.....First
1962.....Fifth	1987.....First	2012.....First
1963.....Fifth	1988.....First	2013.....First
1964.....Third	1989.....First	2014.....Third
1965.....Second	1990.....First	2015.....First
1966.....Third	1991.....First	2016.....First
1967.....Second	1992.....First	2017.....First
1968.....Fourth	1993.....First	
1969.....Second	1994.....First	<i>NOTE: Based on average attendance per game. NCAA began compilation in 1949.</i>
1970.....Second	1995.....First	
1971.....Second	1996.....First	
1972.....First	1997.....Second	
1973.....Second	1998.....First	

2017 HOME ATTENDANCE TOTALS

School	Games	Total	Per Game
1. Michigan.....	6	669,534	111,589
2. Ohio State.....	7	752,464	107,495
3. Penn State.....	7	746,946	106,707
4. Alabama.....	7	712,053	101,722
5. Texas A&M.....	7	691,612	98,802
6. LSU.....	6	591,034	98,506
7. Tennessee.....	7	670,454	95,779
8. Texas.....	6	556,667	92,778
9. Georgia.....	6	556,476	92,746
10. Nebraska.....	7	628,583	89,798
11. Florida.....	6	520,290	86,715
12. Oklahoma.....	6	519,119	86,520
13. Auburn.....	7	605,120	86,446
14. Clemson.....	7	565,412	80,773
15. Wisconsin.....	7	551,766	78,824
16. South Carolina.....	7	550,099	78,586
17. Notre Dame.....	7	543,354	77,622
18. Southern California.....	7	508,781	72,683
19. Michigan State.....	7	507,398	72,485
20. Florida State.....	6	425,658	70,943
21. Washington.....	7	481,755	68,822
22. Iowa.....	7	464,357	66,337
23. Arkansas.....	7	442,569	63,224
24. Virginia Tech.....	6	379,284	63,214
25. Miami (Fla.).....	8	469,454	58,682

MICHIGAN STADIUM MILESTONE GAMES

First.....	Oct. 1, 1927 - Ohio WesleyanW, 33-0
50th.....	Nov. 2, 1935 - Pennsylvania W, 16-6
100th.....	Sept. 15, 1945 - Great Lakes W, 27-2
200th.....	Oct. 14, 1961 - Michigan StateL, 0-28
250th.....	Oct. 11, 1969 - Purdue W, 31-20
300th.....	Sept. 24, 1977 - NavyW, 14-7
400th.....	Sept. 11, 1993 - Notre DameL, 23-27
500th.....	Sept. 27, 2008 - Wisconsin W, 27-25

MICHIGAN STADIUM MILESTONE WINS

First.....	Oct. 1, 1927: Ohio Wesleyan, 33-0
50th Win.....	Sept. 27, 1941: Michigan State, 19-7
100th Win.....	Oct. 11, 1952: Indiana, 28-13
200th Win.....	Oct. 18, 1975: Northwestern, 69-0
250th Win.....	Oct. 27, 1984: Illinois, 26-18
300th Win.....	Aug. 26, 1995: Virginia, 18-17
350th Win.....	Oct. 25, 2003: Purdue, 31-3

EVOLUTION OF THE LARGEST MICHIGAN STADIUM CROWDS

17,483.....	Oct. 1, 1927 - Ohio Wesleyan
27,864.....	Oct. 8, 1927 - Michigan State
84,401.....	Oct. 22, 1927 - Ohio State
84,423.....	Nov. 19, 1927 - Minnesota
85,088.....	Oct. 19, 1929 - Ohio State
86,408.....	Oct. 9, 1943 - Notre Dame
87,782.....	Oct. 16, 1948 - Northwestern
97,239 *.....	Sept. 24, 1949 - Michigan State
97,366.....	Oct 8, 1955 - Army
97,369.....	Nov. 19, 1955 - Ohio State
101,001 #.....	Oct. 6, 1956 - Michigan State
103,234.....	Oct. 3, 1959 - Michigan State
103,588.....	Nov. 22, 1969 - Ohio State
104,016.....	Nov. 20, 1971 - Ohio State
105,223.....	Nov. 24, 1973 - Ohio State
105,543.....	Nov. 22, 1975 - Ohio State
106,024.....	Nov. 19, 1977 - Ohio State
106,255.....	Nov. 17, 1979 - Ohio State
106,788.....	Oct. 10, 1992 - Michigan State
106,851.....	Sept. 11, 1993 - Notre Dame
106,867.....	Nov. 20, 1993 - Ohio State
106,982.....	Nov. 22, 1997 - Ohio State
111,012.....	Sept. 12, 1998 - Syracuse
111,238.....	Sept. 26, 1998 - Michigan State
111,523.....	Sept. 4, 1999 - Notre Dame
111,575.....	Nov. 20, 1999 - Ohio State
111,726.....	Sept. 13, 2003 - Notre Dame
112,118.....	Nov. 22, 2003 - Ohio State
113,090.....	Sept. 4, 2010 - Connecticut
113,085.....	Oct. 11, 2014 - Penn State

* Tied on eight occasions / # Tied twice

MISCELLANEOUS RECORDS

LARGEST STADIUM CROWDS

85,753 (1928-48)

Game	Year	Attendance
Notre Dame	1943	86,408
Five times*	1946-47	85,938
Navy	1948	85,808
Twice	1948	85,782
Ohio State	1945	85,200

* Army and Illinois-1946; Minnesota, Indiana, Ohio State-1947
! Illinois, Northwestern in 1948

97,239 (1949-55)

Game	Year	Attendance
Ohio State	1955	97,369
Army	1955	97,366
Six times*	1949,54,55	97,239
Mich. State	1950	96,602
Illinois	1950	96,517

* Michigan State, Army, Minnesota, Ohio State-1949; Michigan State-1954 and 1955

101,001 (1956-72)

Game	Year	Attendance
Ohio State	1971	104,016
Mich. State	1972	103,735
Ohio State	1969	103,588
Mich. State	1970	103,580
Mich. State	1959	103,234

101,701 (1973-91)

Game	Year	Attendance
Ohio State	1979	106,255
Mich. State	1988	106,208
Mich. State	1990	106,188
Ohio State	1991	106,156
Florida State	1991	106,145

102,501 (1991-97)

Game	Year	Attendance
Ohio State	1997	106,982
Ohio State	1993	106,967
Notre Dame	1993	106,851
Penn State	1994	106,832
Mich. State	1992	106,788

107,501 (1998-2007)

Game	Year	Attendance
Ohio State	2003	112,118
Ohio State	2007	111,941
Notre Dame	2003	111,726
Mich. State	2004	111,609
Ohio State	2005	111,591

109,901 (2010-current)

Game	Year	Attendance
Notre Dame	2013	115,109*
Notre Dame	2011	114,804*
Ohio State	2011	114,132
Michigan State	2012	113,833
Nebraska	2011	113,718
Ohio State	2013	113,511
Connecticut	2010	113,090*
Penn State	2014	113,085
Michigan St.	2010	113,065
Iowa	2012	113,016

*NCAA regular-season record

SITUATIONAL ATTENDANCE MARKS

Home Openers

Att.	Opponent	Year
113,090	Connecticut	2010
112,522	Air Force	2012
111,523	Notre Dame	1999
112,618	Central Mich.	2013
111,491	Washington	2002
111,384	Cincinnati	2017
111,012	Syracuse	1998
110,971	Northern Illinois	2005
110,815	Miami (Ohio)	2004
110,637	Central Michigan	2003

Homecoming Games

Att.	Opponent	Year
112,784	Iowa	2010
112,115	Purdue	2011
111,518	Minnesota	2004
111,496	Iowa	2002
111,468	Purdue	1999
111,213	Rutgers	2017
111,117	Minnesota	2005
111,103	Illinois	2016
111,079	Minnesota	2013
110,922	Illinois	2012

Non-Conference Games

Att.	Opponent	Year
115,109	Notre Dame	2013
114,804	Notre Dame	2011
113,090	Connecticut	2010
112,618	Central Mich.	2013
112,522	Air Force	2012
111,726	Notre Dame	2003
111,523	Notre Dame	1999
111,491	Washington	2002
111,387	Air Force	2017
111,386	Notre Dame	2005

Big Ten Conference Games (Prior to 1998)

Att.	Opponent	Year
106,982	Ohio State	1997
106,867	Ohio State	1993
106,832	Penn State	1994
106,788	Michigan State	1992
106,579	Minnesota	1992
106,577	Minnesota	1997
106,505	Iowa	1997
106,481	Illinois	1992
106,385	Illinois	1993
106,381	Michigan State	1996

Big Ten Conference Games (Since 1998 Expansion)

Att.	Opponent	Year
114,132	Ohio State	2011
113,833	Illinois	2012
113,718	Nebraska	2011
113,511	Ohio State	2013
113,085	Penn State	2014
113,016	Iowa	2012
112,510	Northwestern	2012
112,118	Ohio State	2003
112,115	Purdue	2011
112,204	Nebraska	2013

Big Ten Home Openers

Att.	Opponent	Year
113,065	Michigan State	2010
112,432	Michigan State	2017
111,502	Penn State	2002
111,468	Purdue	1999
111,428	Iowa	2004
111,341	Wisconsin	2000
111,310	Penn State	2007
111,238	Michigan State	1998
111,117	Minnesota	2005
111,106	Minnesota	2011
111,079	Minnesota	2013

SEASON HOME AVERAGE

Year	Games	Average
2012*	6	112,251
2011	8	112,167
2010	7	111,825
2013	7	111,592
2017	6	111,589
2004	6	111,025
1999	6	111,008
1998	6	110,965
2003	7	110,918
2005	7	110,915
2000	6	110,822
2002	7	110,576
2016	8	110,468
2007	8	110,264
2015	7	110,168
2006	7	110,026
2001	6	109,908
2009	8	108,933
2008	7	108,571
1997	7	106,448
1994	6	106,217

*NCAA regular-season record

LARGEST ROAD CROWDS

(Regular Season)

Year	Site	Attendance
2017	Penn State	110,823
2016	Ohio State	110,045
2008	Penn State	110,017
2006	Penn State	110,007
2010	Penn State	109,539
2001	Penn State	107,879
2013	Penn State	107,844
2015	Penn State	107,418
2012	Ohio State	105,899
2006	Ohio State	105,708

LARGEST BOWL GAME CROWDS

Year	Site	Attendance
1977	Rose (vs. USC)	106,182
1979	Rose (vs. USC)	105,629
1978	Rose (vs. Washington)	105,312
1983	Rose (vs. UCLA)	104,991
1981	Rose (vs. Washington)	104,863
1970	Rose (vs. USC)	103,878
1992	Rose (vs. Washington)	103,566
1990	Rose (vs. USC)	103,450
1987	Rose (vs. Arizona State)	103,168
1972	Rose (vs. Stanford)	103,154

TOP PERFORMANCES

Team Records:

First Downs: 35, Michigan vs. Indiana, Oct. 19, 2013
Rushing Attempts: 83, Michigan vs. Virginia, Sept. 18, 1971
Rushing Yards: 573, Michigan vs. Northwestern, Oct. 18, 1975
Fewest Rushing Yards: -46, Michigan vs. Minnesota, Oct. 27, 1962
Rushing Touchdowns: 8, on three occasions
Last: Michigan vs. Illinois, Nov. 1, 1986
Pass Attempts: 64, Oregon State, Sept. 20, 1986
Pass Completions: 39, Oregon State, Sept. 20, 1986
Passing Yards: 503, Michigan vs. Indiana, Oct. 19, 2013
Touchdown Passes: 5, on two occasions
Last: Michigan vs. Houston, Sept. 26, 1992
Total Offensive Plays: 107, Michigan vs. Minnesota, Oct. 26, 1968
Total Offensive Yards: 751, Michigan vs. Indiana, Oct. 19, 2013
Most Punts: 15, Chicago, Oct. 29, 1938
Most Punt Returns: 11, Michigan vs. Pittsburgh, Oct. 11, 1947
Most Kickoff Returns: 11, on two occasions
Last: Illinois, Nov. 1, 1986
Most Returns for Touchdown: 3, Michigan vs. Pittsburgh, Oct. 11, 1947
Most Interceptions: 6, on three occasions
Last: Michigan vs. Miami (Fla.), Sept. 8, 1984
Most Turnovers: 10, Army, Oct. 8, 1955
Most Points Scored: 70, on two occasions
Last: Michigan vs. Illinois, Nov. 7, 1981
Most Combined Points Scored: 91, Michigan 70, Illinois 21, Nov. 7, 1981
Widest Margin of Victory: 69, on two occasions
Last: Michigan 69, Northwestern 0, Oct. 18, 1975
Widest Margin of Defeat: 40, Minnesota, Nov. 16, 1935
Most Consecutive Wins: 28, Michigan, 1969-73
Most Consecutive Wins vs. Opponent: 15, Michigan vs. Northwestern, 1960-91
Longest Non-Winning Streak: 7, Michigan State (0-6-1), 1956-67
Most Touchdowns: 10, on three occasions
Last: Illinois, Nov. 7, 1981

Individual Records:**Rushing:**

Attempts: 44, Mike Hart vs. Penn State, Sept. 22, 2007
Yards: 347, Ron Johnson vs. Wisconsin, Nov. 16, 1968
Touchdowns: 5, Ron Johnson vs. Wisconsin, Nov. 16, 1968
Career 100-Yard Rushing Games: 18, Mike Hart (2004-07)

Passing:

Attempts: 64, Erik Wilhelm (Oregon State), Sept. 20, 1986
Completions: 39, Erik Wilhelm (Oregon State), Sept. 20, 1986
Yards: 503, Devin Gardner vs. Indiana, Oct. 19, 2013
Touchdowns: 4, on 14 occasions
Last: Wilton Speight vs. UCF, Sept. 10, 2016
Interceptions: 6, Bernie Kosar (Miami, Fla.), Sept. 8, 1984
Career 250-Yard Passing Games: 12, Chad Henne (2004-07)

Receiving:

Receptions: 15, Marquise Walker vs. Ohio State, Nov. 24, 2001
Yards: 369, Jeremy Gallon vs. Indiana, Oct. 19, 2013
Touchdowns: 4, Derrick Alexander vs. Minnesota, Oct. 27, 1992
Career 100-Yard Receiving Games: 7, Anthony Carter (1979-82)

Total Offense:

Plays: 71, Erik Wilhelm (Oregon State), Sept. 20, 1986
Yards: 584, Devin Gardner vs. Indiana, Oct. 19, 2013

Rushing/Receiving Leaders:

Plays: 44, Mike Hart vs. Penn State, Sept. 22, 2007
Yards: 347, Ron Johnson vs. Wisconsin, Nov. 16, 1968

All-Purpose:

Plays: 44, Ron Johnson vs. Northwestern, Nov. 4, 1967
 44, Mike Hart vs. Penn State, Sept. 22, 2007
Yards: 387, Ron Johnson vs. Wisconsin, Nov. 16, 1968

Punting:

Punts: 12, on three occasions
Last: Zoltan Mesko vs. Ohio State, Nov. 17, 2007
Yards: 551, Zoltan Mesko vs. Ohio State, Nov. 17, 2007

Kickoff Returns:

Returns: 8, on two occasions
Last: Craig Clemons (Iowa), Nov. 6, 1971
Yards: 218, Darryl Stonum vs. Indiana, Sept. 26, 2009

Punt Returns:

Returns: 8, on two occasions
Last: Julius Curry (Utah), Sept. 21, 2002
Yards: 166, Tom Campana (Ohio State), Nov. 20, 1971

Defense:

Tackles: 23, Steve Morrison vs. Illinois, Nov. 14, 1992
Tackles for Loss: 6 (26 yards), Mark Messner vs. Northwestern, Oct. 31, 1987
Sacks: 5 (25 yards), Mark Messner vs. Northwestern, Oct. 31, 1987
Pass Break-ups: 6, twice
Last: Jourdan Lewis vs. Michigan State, Oct. 17, 2015
Interceptions: 3, on three occasions
Last: Rodney Lyles vs. Miami (Fla.), Sept. 8, 1984

Scoring:

Points: 30, Ron Johnson vs. Wisconsin, Nov. 16, 1968
Touchdowns: 5, Ron Johnson vs. Wisconsin, Nov. 16, 1968
PATs: 10, Ali-Haji Sheikh vs. Illinois, Nov. 7, 1981
Field Goals Scored: 5, on three occasions
Last: Quinn Nordin vs. Air Force, Sept. 16, 2017
Field Goals Attempted: 5, on nine occasions
Last: Quinn Nordin vs. Air Force, Sept. 16, 2017

Longest Plays:

Run: 92, Butch Woolfolk vs. Wisconsin, Nov. 3, 1979
Pass: 94, Marquel Fleetwood to John Lewis (Minnesota), Oct. 24, 1992
Punt Return: 93, Desmond Howard vs. Ohio State, Nov. 23, 1991
Kickoff Return: 100, Seth Smith vs. Wisconsin, Oct. 29, 1994
Interception Return: 100, Tyrrell Herbert (Toledo), Oct. 11, 2008
Field Goal: 57, Morten Anderson (Michigan State), Oct. 11, 1980

Single Game Records:

Most Points: 70 vs. Navy (1976) and Illinois (1981)
Most Opponent Points: 51 by Florida State
Most Opponent Points including Overtime: 65 by Illinois (2010)
Most Combined Points: 91 (Michigan 70, Illinois 21), 1981
Most Combined Points Including Overtime: 132 (Michigan 67, Illinois 65), 2010
Widest Margin of Victory: 69-0 vs. Northwestern, 1975 and Pittsburgh, 1947
Widest Margin of Defeat: 0-40 vs. Minnesota, 1935

Miscellaneous

Last Tie Game: vs. Illinois, 22-22 (1992)
Consecutive Wins: 28 (1969-1973)
Consecutive Losses: 5 (1958-1959)

Season

Most Wins: 8 in 2011 and 2016
Most Losses: 5 in 2008
Most Points: 342 in 2016
Fewest Points: 21 in 1934
Most Opponent Points: 253 in 2010
Fewest Opponent Points: 13 in 1932

U-M RECORD VS. ALL OPPONENTS

AT MICHIGAN STADIUM


School.....	W.....	L.....	T.....	Pct.
Air Force.....	3.....	0.....	0.....	1.000
Akron.....	1.....	0.....	0.....	1.000
Albion.....	1.....	0.....	0.....	1.000
Appalachian State.....	1.....	1.....	0.....	.000
Arizona.....	2.....	0.....	0.....	1.000
Army.....	4.....	3.....	0.....	.571
Ball State.....	1.....	0.....	0.....	1.000
Baylor.....	1.....	0.....	1.....	.750
Boston College.....	2.....	0.....	0.....	1.000
Bowling Green.....	2.....	0.....	0.....	1.000
Brigham Young.....	1.....	0.....	0.....	1.000
California.....	2.....	1.....	0.....	.667
Central Michigan.....	4.....	0.....	0.....	1.000
Chicago.....	5.....	0.....	0.....	1.000
Cincinnati.....	1.....	0.....	0.....	1.000
Colorado.....	3.....	1.....	0.....	.750
Columbia.....	1.....	0.....	0.....	1.000
Connecticut.....	3.....	0.....	0.....	1.000
Cornell.....	2.....	0.....	0.....	1.000
Dartmouth.....	1.....	0.....	0.....	1.000
Delaware State.....	1.....	0.....	0.....	1.000
Denison.....	1.....	0.....	0.....	1.000
Duke.....	5.....	0.....	0.....	1.000
Eastern Michigan.....	7.....	0.....	0.....	1.000
Florida State.....	1.....	1.....	0.....	.500
Georgia.....	1.....	1.....	0.....	.500
Georgia Tech.....	1.....	0.....	0.....	1.000
Great Lakes.....	2.....	0.....	0.....	1.000
Harvard.....	2.....	0.....	0.....	1.000
Hawaii.....	1.....	0.....	0.....	1.000
Houston.....	3.....	0.....	0.....	1.000
Illinois.....	32.....	10.....	1.....	.756
Indiana.....	34.....	7.....	0.....	.829
Iowa.....	23.....	7.....	3.....	.783
Iowa Pre-Flight.....	1.....	1.....	0.....	.500
Kansas.....	1.....	0.....	0.....	1.000
Long Beach State.....	1.....	0.....	0.....	1.000
Maryland.....	5.....	1.....	0.....	.833
Massachusetts.....	2.....	0.....	0.....	1.000
Memphis.....	1.....	0.....	0.....	1.000
Miami (Fla.).....	1.....	1.....	0.....	.500
Miami (Ohio).....	5.....	0.....	0.....	1.000
Michigan State.....	34.....	23.....	3.....	.592
Minnesota.....	35.....	11.....	1.....	.755
Missouri.....	2.....	2.....	0.....	.500
Mt. Union.....	1.....	0.....	0.....	1.000
Navy.....	11.....	3.....	0.....	.786
Nebraska.....	1.....	3.....	0.....	.000
North Carolina.....	0.....	1.....	0.....	.000
Northern Illinois.....	1.....	0.....	0.....	1.000
Northwestern.....	34.....	6.....	2.....	.811
Notre Dame.....	10.....	8.....	0.....	.571
Ohio State.....	23.....	22.....	3.....	.510
Ohio Wesleyan.....	1.....	1.....	0.....	.500
Oklahoma State.....	1.....	0.....	0.....	1.000
Oregon.....	3.....	1.....	0.....	.750
Oregon State.....	4.....	0.....	0.....	1.000
Pennsylvania.....	4.....	0.....	0.....	1.000
Penn State.....	8.....	4.....	0.....	.667
Pittsburgh.....	2.....	0.....	0.....	1.000
Princeton.....	1.....	0.....	0.....	1.000
Purdue.....	25.....	5.....	0.....	.821
Rice.....	2.....	0.....	0.....	1.000
Rutgers.....	2.....	1.....	0.....	.667
San Diego State.....	2.....	0.....	0.....	1.000

School.....	W.....	L.....	T.....	Pct.
South Carolina.....	0.....	1.....	0.....	.000
Southern California.....	1.....	0.....	0.....	1.000
Southern Methodist.....	1.....	0.....	0.....	1.000
Stanford.....	3.....	1.....	1.....	.700
Syracuse.....	0.....	1.....	0.....	.000
Texas A&M.....	2.....	0.....	0.....	1.000
Toledo.....	0.....	1.....	0.....	.000
Tulane.....	2.....	0.....	0.....	1.000
UCF (Central Florida).....	1.....	0.....	0.....	1.000
UCLA.....	5.....	1.....	0.....	.833
UNLV.....	1.....	0.....	0.....	1.000
Utah.....	1.....	3.....	0.....	.500
Vanderbilt.....	2.....	0.....	0.....	1.000
Virginia.....	2.....	0.....	0.....	1.000
Wake Forest.....	2.....	0.....	0.....	1.000
Washington.....	3.....	1.....	0.....	.750
Washington State.....	3.....	0.....	0.....	1.000
Western Michigan.....	5.....	0.....	0.....	1.000
Wisconsin.....	23.....	6.....	0.....	.793
Yale.....	1.....	0.....	0.....	1.000



Michigan's All-Time Record at Home

Year ...	G.....	W.....	L.....	T.....	Year ...	G.....	W.....	L.....	T.....	Year ...	G.....	W.....	L.....	T.....	Year ...	G.....	W.....	L.....	T.....
1879 ...	0.....	0.....	0.....	0.....	1916 ...	8.....	7.....	1.....	0.....	1952 ...	6.....	4.....	2.....	0.....	1988 ...	6.....	5.....	1.....	0.....
1880 ...	0.....	0.....	0.....	0.....	1917 ...	8.....	8.....	0.....	0.....	1953 ...	6.....	6.....	0.....	0.....	1989 ...	6.....	5.....	1.....	0.....
1881 ...	0.....	0.....	0.....	0.....	1918 ...	3.....	3.....	0.....	0.....	1954 ...	6.....	4.....	2.....	0.....	1990 ...	6.....	4.....	2.....	0.....
1883 ...	1.....	1.....	0.....	0.....	1919 ...	5.....	3.....	2.....	0.....	1955 ...	7.....	6.....	1.....	0.....	1991 ...	6.....	5.....	1.....	0.....
1884 ...	2.....	2.....	0.....	0.....	1920 ...	5.....	4.....	1.....	0.....	1956 ...	7.....	5.....	2.....	0.....	1992 ...	6.....	5.....	0.....	1.....
1885 ...	1.....	1.....	0.....	0.....	1921 ...	5.....	4.....	1.....	0.....	1957 ...	6.....	3.....	2.....	1.....	1993 ...	7.....	5.....	2.....	0.....
1886 ...	1.....	1.....	0.....	0.....	1922 ...	4.....	4.....	0.....	0.....	1958 ...	6.....	2.....	4.....	0.....	1994 ...	6.....	3.....	3.....	0.....
1887 ...	1.....	1.....	0.....	0.....	1923 ...	6.....	6.....	0.....	0.....	1959 ...	6.....	2.....	4.....	0.....	1995 ...	7.....	6.....	1.....	0.....
1888 ...	1.....	1.....	0.....	0.....	1924 ...	4.....	3.....	1.....	0.....	1960 ...	6.....	5.....	1.....	0.....	1996 ...	6.....	5.....	1.....	0.....
1889 ...	1.....	1.....	0.....	0.....	1925 ...	5.....	5.....	0.....	0.....	1961 ...	7.....	5.....	2.....	0.....	1997 ...	7.....	7.....	0.....	0.....
1890 ...	3.....	3.....	0.....	0.....	1926 ...	5.....	5.....	0.....	0.....	1962 ...	5.....	2.....	3.....	0.....	1998 ...	6.....	5.....	1.....	0.....
1891 ...	4.....	3.....	1.....	0.....	1927 ...	5.....	4.....	1.....	0.....	1963 ...	7.....	2.....	3.....	2.....	1999 ...	6.....	5.....	1.....	0.....
1892 ...	3.....	3.....	0.....	0.....	1928 ...	6.....	3.....	3.....	0.....	1964 ...	6.....	5.....	1.....	0.....	2000 ...	6.....	6.....	0.....	0.....
1893 ...	4.....	2.....	2.....	0.....	1929 ...	6.....	4.....	1.....	1.....	1965 ...	6.....	2.....	4.....	0.....	2001 ...	6.....	5.....	1.....	0.....
1894 ...	6.....	5.....	0.....	1.....	1930 ...	7.....	6.....	0.....	1.....	1966 ...	6.....	3.....	3.....	0.....	2002 ...	7.....	6.....	1.....	0.....
1895 ...	6.....	6.....	0.....	0.....	1931 ...	8.....	6.....	1.....	1.....	1967 ...	6.....	2.....	4.....	0.....	2003 ...	7.....	7.....	0.....	0.....
1896 ...	6.....	6.....	0.....	0.....	1932 ...	5.....	5.....	0.....	0.....	1968 ...	6.....	5.....	1.....	0.....	2004 ...	6.....	6.....	0.....	0.....
1897 ...	6.....	5.....	0.....	1.....	1933 ...	5.....	4.....	0.....	1.....	1969 ...	6.....	5.....	1.....	0.....	2005 ...	7.....	4.....	3.....	0.....
1898 ...	7.....	7.....	0.....	0.....	1934 ...	5.....	1.....	4.....	0.....	1970 ...	6.....	6.....	0.....	0.....	2006 ...	7.....	7.....	0.....	0.....
1899 ...	6.....	6.....	0.....	0.....	1935 ...	5.....	2.....	3.....	0.....	1971 ...	7.....	7.....	0.....	0.....	2007 ...	8.....	5.....	3.....	0.....
1900 ...	7.....	6.....	0.....	1.....	1936 ...	5.....	1.....	4.....	0.....	1972 ...	6.....	6.....	0.....	0.....	2008 ...	7.....	2.....	5.....	0.....
1901 ...	7.....	7.....	0.....	0.....	1937 ...	4.....	1.....	3.....	0.....	1973 ...	7.....	6.....	0.....	1.....	2009 ...	8.....	5.....	3.....	0.....
1902 ...	8.....	8.....	0.....	0.....	1938 ...	5.....	4.....	0.....	1.....	1974 ...	6.....	6.....	0.....	0.....	2010 ...	7.....	4.....	3.....	0.....
1903 ...	10.....	10.....	0.....	0.....	1939 ...	5.....	4.....	1.....	0.....	1975 ...	7.....	4.....	1.....	2.....	2011 ...	8.....	8.....	0.....	0.....
1904 ...	8.....	8.....	0.....	0.....	1940 ...	4.....	4.....	0.....	0.....	1976 ...	7.....	7.....	0.....	0.....	2012 ...	6.....	6.....	0.....	0.....
1905 ...	11.....	11.....	0.....	0.....	1941 ...	5.....	3.....	1.....	1.....	1977 ...	7.....	7.....	0.....	0.....	2013 ...	7.....	5.....	2.....	0.....
1906 ...	3.....	3.....	0.....	0.....	1942 ...	7.....	6.....	1.....	0.....	1978 ...	6.....	5.....	1.....	0.....	2014 ...	7.....	4.....	3.....	0.....
1907 ...	4.....	3.....	1.....	0.....	1943 ...	6.....	5.....	1.....	0.....	1979 ...	7.....	5.....	2.....	0.....	2015 ...	7.....	5.....	2.....	0.....
1908 ...	5.....	4.....	1.....	0.....	1944 ...	6.....	5.....	1.....	0.....	1980 ...	6.....	5.....	1.....	0.....	2016 ...	8.....	8.....	0.....	0.....
1909 ...	4.....	3.....	1.....	0.....	1945 ...	6.....	5.....	1.....	0.....	1981 ...	6.....	4.....	2.....	0.....	2017 ...	6.....	4.....	2.....	0.....
1910 ...	3.....	2.....	0.....	1.....	1946 ...	7.....	4.....	2.....	1.....	1982 ...	6.....	5.....	1.....	0.....					
1911 ...	5.....	4.....	0.....	1.....	1947 ...	6.....	6.....	0.....	0.....	1983 ...	6.....	6.....	0.....	0.....					
1912 ...	4.....	4.....	0.....	0.....	1948 ...	5.....	5.....	0.....	0.....	1984 ...	7.....	5.....	2.....	0.....					
1913 ...	5.....	4.....	1.....	0.....	1949 ...	6.....	4.....	1.....	1.....	1985 ...	6.....	6.....	0.....	0.....					
1914 ...	6.....	5.....	1.....	0.....	1950 ...	6.....	4.....	2.....	0.....	1986 ...	6.....	5.....	1.....	0.....					
1915 ...	7.....	4.....	3.....	0.....	1951 ...	6.....	3.....	3.....	0.....	1987 ...	7.....	5.....	2.....	0.....					

WOLVERINES IN THE NFL



PRO FOOTBALL HONORS



PRO BOWL (1950-2014)

season after which game was played

1950 - Al Wistert
 1951 - Len Ford, Elroy Hirsch
 1952 - Len Ford, Elroy Hirsch
 1953 - Len Ford, Elroy Hirsch
 1954 - Len Ford, Roger Zatkoff
 1955 - Roger Zatkoff
 1956 - Roger Zatkoff
 1962 - Ron Kramer
 1963 - John Morrow
 1964 - Terry Barr
 1965 - Terry Barr
 1966 - Tom Keating
 1967 - Rick Volk, Tom Keating, Tom Mack
 1968 - Tom Mack
 1969 - Rick Volk, Tom Mack
 1970 - Tom Mack
 1971 - Rick Volk, Tom Mack
 1972 - Tom Mack
 1973 - Tom Mack
 1974 - Dan Dierdorf, Tom Mack
 1975 - Dan Dierdorf, Tom Mack
 1976 - Dan Dierdorf
 1977 - Dan Dierdorf, Tom Mack
 1978 - Dan Dierdorf, Thom Darden, Tom Mack
 1980 - Dan Dierdorf, Randy Logan, Mike Kenn
 1981 - Randy Logan, Dwight Hicks, Mike Kenn
 1982 - Dwight Hicks, Mike Kenn
 1983 - Ali Haji-Sheikh, Dwight Hicks, Mike Kenn
 1984 - Dwight Hicks, Mike Kenn, Dave Brown
 1987 - Anthony Carter, Keith Bostic
 1988 - Anthony Carter, Keith Bostic
 1994 - Leroy Hoard
 1998 - Ty Law*, Charles Woodson
 1999 - Charles Woodson
 2000 - Elvis Grbac, Desmond Howard, Charles Woodson
 2001 - Tom Brady, Ian Gold, Ty Law, Charles Woodson
 2002 - Ty Law, Jon Runyan
 2003 - Steve Hutchinson, Ty Law
 2004 - Tom Brady, Steve Hutchinson
 2005 - Tom Brady, Steve Hutchinson, Cato June, Ty Law
 2006 - Steve Hutchinson
 2007 - Tom Brady, Braylon Edwards, Steve Hutchinson
 2008 - Steve Hutchinson, Charles Woodson
 2009 - Steve Hutchinson, Jake Long[^], Charles Woodson
 2010 - Tom Brady, Jonathan Goodwin[^], Steve Hutchinson, Jake Long, LaMarr Woodley[^], Charles Woodson
 2011 - Tom Brady, Jake Long, Charles Woodson
 2012 - Tom Brady, Jake Long, Charles Woodson
 2013 - Tom Brady
 2014 - Tom Brady
 2016 - Charles Woodson
 2017 - Tom Brady, Taylor Lewan
 2018 - Tom Brady, Taylor Lewan
[^] Selected as alternate
 * Named Pro Bowl Most Valuable Player

ASSOCIATED PRESS ALL-PRO (ALL-NFL)

1933 - Harry Newman
 1952 - Len Ford
 1953 - Len Ford
 1954 - Len Ford, Roger Zatkoff
 1955 - Len Ford
 1962 - Ron Kramer
 1967 - Tom Keating
 1970 - Rick Volk
 1971 - Rick Volk
 1975 - Dan Dierdorf
 1976 - Dan Dierdorf
 1977 - Dan Dierdorf
 1978 - Dan Dierdorf
 1980 - Dan Dierdorf, Mike Kenn
 1982 - Mike Kenn
 1983 - Ali Haji-Sheikh, Mike Kenn
 1984 - Mike Kenn, Dwight Hicks, Dave Brown
 1985 - Dave Brown
 1987 - Keith Bostic, Anthony Carter
 1991 - Mike Kenn
 1996 - Desmond Howard
 1998 - Ty Law
 1999 - Charles Woodson
 2003 - Steve Hutchinson
 2004 - Steve Hutchinson
 2005 - Steve Hutchinson
 2006 - Steve Hutchinson
 2007 - Tom Brady, Steve Hutchinson
 2008 - Steve Hutchinson (1st), Charles Woodson (2nd)
 2009 - Steve Hutchinson (1st), Charles Woodson (1st)
 2010 - Tom Brady (1st), Jake Long (1st), Charles Woodson (2nd)
 2011 - Charles Woodson (1st)
 2017 - Tom Brady (1st)

NFL PLAYER OF THE YEAR

2007 - Tom Brady
 2010 - Tom Brady
 2017 - Tom Brady

NFL DEFENSIVE PLAYER OF THE YEAR

2009 - Charles Woodson

NFL COMEBACK PLAYER OF THE YEAR

2009 - Tom Brady

NFL ROOKIE OF THE YEAR

2001 - Anthony Thomas (NFC Offensive Rookie of the Year)


IN THE SUPER BOWL

NAME	POS	TEAM	SUPER BOWL(S)
Adrian Arrington	WR	New Orleans Saints	XLIV
David Baas	C	New York Giants	XLVI
Mike Bass	DB	Washington Redskins	VII
Grant Bowman (ps)	DL	Pittsburgh Steelers	XL
Tom Brady	QB	New England Patriots	XXXVI, XXXVIII, XXXIX, XLII, XLVI, XLIX, LI, LII
Alan Branch	DT	Arizona Cardinals	XLIII
		New England Patriots	XLVI, XLIX, LI, LII
Steve Breaston	WR	Arizona Cardinals	XLIII
Corwin Brown	S	New England Patriots	XXXI
Dave Brown	S	Pittsburgh Steelers	X
Brian Carpenter	DB	Washington Redskins	XVIII
Joe Cocozzo	OT	San Diego Chargers	XXIX
Walt Downing	C	San Francisco 49ers	XVI
Deitan Dubuc (ps)	TE	Carolina Panthers	XXXVIII
John Elliott	OT	New York Giants	XXV
Larry Foote	LB	Pittsburgh Steelers	XL, XLIII, XLV
Devin Funchess	WR	Carolina Panthers	L
Jon Giesler	DT	Miami Dolphins	XVII, XIX
Chris Godfrey	OG	New York Giants	XXI
Harold Goodwin	#	Chicago Bears	XLII
	#	Pittsburgh Steelers	XLIII, XLV
Jonathan Goodwin	OL	New Orleans Saints	XLIV
	C	San Francisco 49ers	XLVII
Brandon Graham	DE	Philadelphia Eagles	LII
Elvis Grbac	QB	San Francisco 49ers	XXIX
Brian Griese	QB	Denver Broncos	XXXIII
		Chicago Bears	XLII
Jim Harbaugh	1	San Francisco 49ers	XLVII
	2	Oakland Raiders	XXXVII
Mike Harden	DB	Denver Broncos	XXI, XXII
David Harris	LB	New England Patriots	LII
Mike Hart	RB	Indianapolis Colts	XLIV
Dwight Hicks	S	San Francisco 49ers	XVI, XIX
Victor Hobson	LB	Arizona Cardinals	XLIII
Bob Hollway	*	Minnesota Vikings	IV
Desmond Howard	WR	Green Bay Packers	XXXI
Stefan Humphries	OG	Chicago Bears	XX
		Denver Broncos	XXII
Steve Hutchinson	OG	Seattle Seahawks	XL
Jerald Ingram	^	New York Giants	XLII
Marlin Jackson	CB	Indianapolis Colts	XLI, XLIV
Dhani Jones	LB	New York Giants	XXXV
		Philadelphia Eagles	XXXIX
Cato June	LB	Indianapolis Colts	XLI
Alain Kashama (ir)	DE	Seattle Seahawks	XL
Marcus Knight	WR	Oakland Raiders	XXXVII
Ty Law	CB	New England Patriots	XXXI, XXXVI, XXXVIII, XXXIX
Jeremy LeSueur (ps)	CB	Seattle Seahawks	XL
Randy Logan	DB	Philadelphia Eagles	XV
Rob Lytle	RB	Denver Broncos	XII
Doug Mallory	!	Atlanta Falcons	LI
Mike Mallory	@	New Orleans Saints	XLIV
Jim Mandich	TE	Miami Dolphins	VI, VII, VIII
		Pittsburgh Steelers	XIII
Mario Manningham	WR	New York Giants	XLVI
	WR	San Francisco 49ers	XLVII
Zoltan Mesko	P	New England Patriots	XLVI
Jamie Morris	RB	Washington Redskins	XXII
Ryan Mundy	S	Pittsburgh Steelers	XLIII, XLV
Bubba Paris	OT	San Francisco 49ers	XIX, XXIII, XXIV
John Rowser	DB	Green Bay Packers	I

NAME	POS	TEAM	SUPER BOWL(S)
Jon Runyan	OT	Tennessee Titans	XXXIV
		Philadelphia Eagles	XXXIX
Michael Schofield	OL	Denver Broncos	L
Jim Smith	WR	Pittsburgh Steelers	XIII, XIV
Tom Stincic	LB	Dallas Cowboys	V, VI
Amani Toomer	WR	New York Giants	XXXV, XLII
Mike Trgovac	*	Carolina Panthers	XXXVIII
	&	Green Bay Packers	XLV
Jerame Tuman	TE	Pittsburgh Steelers	XL
		Arizona Cardinals	XLIII
Rick Volk	DB	Baltimore Colts	III, V
Marquise Walker (ir)	WR	Tampa Bay Buccaneers	XXXVII
Gabe Watson	DT	Arizona Cardinals	XLIII
Andre Weathers	CB	New York Giants	XXXV
Tyrone Wheatley	RB	Oakland Raiders	XXXVII
LaMarr Woodley	OLB	Pittsburgh Steelers	XLIII, XLV
Pierre Woods	OLB	New England Patriots	XLII
Charles Woodson	CB	Oakland Raiders	XXXVII
	CB	Green Bay Packers	XLV
Chris Ziemann (ps)	OL	New York Giants	XXXV

- 1 head coach
- 2 quarterbacks coach
- # Assistant offensive line coach
- * defensive coordinator
- & defensive line coach
- ^ running backs coach
- @ assistant special teams coach

LaMarr Woodley



NFL HALL OF FAME MEMBERS



Pro Football Hall of Fame

Player	Year Inducted
Elroy Hirsch*	1968
Bill Hewitt	1971
Len Ford	1976
Dan Dierdorf	1996
Tom Mack	1999
George Allen #	2002
Benny Friedman	2005

* Also attended the University of Wisconsin
 # Also attended Marquette University and Alma College




ELROY HIRSCH




BILL HEWITT



LEN FORD



DAN DIERDORF



TOM MACK



GEORGE ALLEN



BENNY FRIEDMAN

MICHIGAN PARTICIPANTS

NFL SCOUTING COMBINE

YearPlayer, Pos.

1999.....Scott Driesbach, QB
Jon Jansen, OT
Marcus Ray, DB
Tai Streets, WR
Sam Sword, LB
Jerame Tuman, TE
Andre Weathers, DB
Clarence Williams, RB
 2000.....Tom Brady, QB
Ian Gold, LB
James Hall, DE
Dhani Jones, LB
Marcus Knight, WR
Aaron Shea, FB/TE
Josh Williams, DL
 2001.....Jeff Backus, OT
Steve Hutchinson, OG
David Terrell, WR
Anthony Thomas, RB
James Whitley, DB
Maurice Williams, OT
 2002.....Larry Foote, LB
Jonathan Goodwin, OG/C
 2003.....Ronald Bellamy, WR
Charles Drake, DB
Victor Hobson, LB
Bennie Joppru, TE
Cato June, DB
 2004.....Jeremy LeSueur, QB
John Navarre, QB
Tony Pape, OT
Chris Perry, RB
 2005.....David Baas, OG/C
Markus Curry, DB
Kevin Dudley, FB
Braylon Edwards, WR
Marlin Jackson, DB
 2006.....Jason Avant, WR
Gabe Watson, DT
 2007.....Alan Branch, DT
Steve Breaston, WR
Prescott Burgess, LB
Leon Hall, DB
David Harris, LB
 2008.....Jamar Adam, DB
Adrian Arrington, WR
Shawn Crable, LB
Mike Hart, RB
Chad Henne, QB
Jake Long, OT
Mario Manningham, WR
 2009.....Tim Jamison, DE
Terrance Taylor, DT
Morgan Trent, DB
 2010.....Brandon Graham, DE
Donovan Warren, DB
 2011.....Jonas Mouton, LB
Stephen Schilling, OG
 2012.....Junior Hemingway, WR
Mike Martin, DT
David Molk, C

YearPlayer, Pos.

2013.....Denard Robinson, QB/RB
 2014.....Jeremy Gallon, WR
Taylor Lewan, OT
Michael Schofield, OT
 2015.....Brennen Beyer, DE
Frank Clark, DE/LB
Devin Funchess, WR
Devin Gardner, QB/WR
Jake Ryan, LB
Raymon Taylor, DB
 2016.....Graham Glasgow, C/OG
Willie Henry, DT
 2017.....Ben Braden, OG/OT
Jake Butt, TE
Taco Charlton, DE
Jehu Chesson, WR
Jeremy Clark, DB
Amara Darboh, WR
Ben Gedeon, LB
Ryan Glasgow, DT
Delano Hill, DB
Jourdan Lewis, DB
Jabrill Peppers, DB
De'Veon Smith, RB
Channing Stribling, DB
Chris Wormley, DE
 2018.....Mason Cole, OT
Maurice Hurst, DT
Mike McCray, LB

IN THE DRAFT

Michigan's NFL Draft History

- U-M has had at least one player selected in 80 consecutive NFL Player Selection Meetings (drafts); 1938 to present.
- Since the inaugural NFL draft in 1938, a total of 364 Michigan players have been selected.
- The Wolverines are sixth all-time with 45 first round NFL draft picks, including No. 1 picks Tom Harmon (1941) and Jake Long (2008).
- U-M has had multiple first-round NFL draft picks on eight different occasions; most recent was 2017 when Jabrill Peppers (Cleveland) and Taco Charlton (Dallas).
- The Wolverines had three players chosen in the first round of the NFL Draft on two occasions: 1995 (Tyrone Wheatley, Ty Law, Trezelle Jenkins) and 2001 (David Terrell, Steve Hutchinson, Jeff Backus).
- Michigan has had three players selected No. 1 in professional football league drafts. Tom Harmon was the first overall pick of the Chicago Bears in the 1941 NFL Draft, end Elmer Madar was the first selection of the Miami Seahawks in the 1947 All-American Football Conference draft and Jake Long was the No. 1 pick of the Miami Dolphins in the 2008 NFL Draft.
- U-M has had 11 players taken in the first five picks of the draft (AAFC, AFL and NFL drafts).
- U-M had a school record 11 players selected in the 2017 NFL Draft, topping the previous mark of 10 players in the 1972 draft.
- A total of 61 U-M players were drafted during Lloyd Carr's tenure, including 10 first-round picks and 12 second-round choices (8 third, 8 fourth, 5 fifth, 8 sixth, 10 seventh).
- Michigan players were selected with five of the first 43 picks in the 2001 NFL Draft, including a school-record-tying three first-round selections.

Michigan's Draft History: By the Numbers

- 1 The first U-M player ever selected in the NFL Draft was end Matt Patanelli. He was drafted in the ninth round of the 1937 NFL Draft by the Pittsburgh Steelers (85th overall pick).
- 1 Overall selection number for running back Tom Harmon (1941) and Jake Long (2008) in the NFL Draft.
- 2 Pick in the 1966 draft that offensive tackle Tom Mack was taken by the Los Angeles Rams. Mack was inducted into the NFL Hall of Fame in 1999. He played 13 seasons for the Rams, earning All-Pro honors five times and selection to the Pro Bowl 11 out of 13 years.
- 3 First-round picks for the Wolverines in the 1995 and 2001 drafts.
- 4 Wolverine defenders picked with the first 47 selections of the 2007 NFL Draft (Leon Hall, Alan Branch, LaMarr Woodley, David Harris).
- 5 Number of U-M offensive players selected with the first 43 picks of the 2001 NFL Draft (David Terrell, Steve Hutchinson, Jeff Backus, Anthony Thomas and Maurice Williams).
- 6 Consecutive years with at least one first-round draft pick (1991-96 drafts).
- 8 Drafts where multiple Wolverines were selected in the first round.
- 10 Number of Wolverines picked in both the 1972 and 1974 NFL drafts.
- 11 School record number of draft picks during the 2017 selection meeting.
- 11 Players selected in the first five picks of the draft (AAFC, AFL and NFL).
- 53 Number of U-M players selected in the first round of the draft (AAFC, AFL and NFL).
- 61 Players drafted during Lloyd Carr's tenure as head coach (10 first round picks, 12 second, 8 third, 8 fourth, 5 fifth, 8 sixth and 10 seventh).
- 79 A Michigan player has been selected in each of the last 79 National Football League Player Selection Meetings (drafts).
- 364 Number of Wolverines selected in the National Football League draft.

The Last Time ...

- Had the No. 1 Overall Selection:** 2008, Jake Long, OT, Miami Dolphins
Had a Top Three Pick: 2008, Jake Long, OT, Miami Dolphins (1st overall). *Previous:* 2005, Braylon Edwards, WR, Cleveland Browns (3rd)
Had a Top Five Selection: 2008, Jake Long, OT, Miami Dolphins (1st overall). *Previous:* 2005, Braylon Edwards, WR, Cleveland Browns (3rd)
Had a Top 10 Selection: 2008, Jake Long, OT, Miami Dolphins (1st overall). *Previous:* 2005, Braylon Edwards, WR, Cleveland Browns (3rd)
Had a First-Round Selection: 2017, Jabrill Peppers, S, Cleveland Browns (25th); 2017, Taco Charlton, DE, Dallas Cowboys (28th). *Previous:* 2014, Taylor Lewan, OL, Tennessee Titans (11th)
Had Two First-Round Picks: 2017, Jabrill Peppers, S, Cleveland Browns (25th); 2017, Taco Charlton, DE, Dallas Cowboys (28th). *Previous:* 2005, Braylon Edwards, WR, Cleveland Browns (3rd); Marlin Jackson, CB, Indianapolis Colts (29th)
Had Three First-Round Picks: 2001, David Terrell, WR, Chicago Bears (8th overall); Steve Hutchinson, OG, Seattle Seahawks (17th); Jeff Backus, OT, Detroit Lions (18th). *Previous:* 1995, Tyrone Wheatley, RB, New York Giants (17th overall); Ty Law, CB, New England Patriots (23); Trezelle Jenkins, OT, Kansas City Chiefs (31)

DRAFT SELECTIONS

YEAR	PLAYER, POSITION	PICK	TEAM
1941	Tom Harmon, B	1	Chicago Bears
1941	Forest Evashevski, B	10	Washington Redskins
1942	Bob Westfall, B	5	Detroit Lions
1944	Mervin Pregulman, G	7	Green Bay Packers
1945	Elroy Hirsch, B	5	Cleveland Rams
1945	Don Lund, B	7	Chicago Bears
1947	Elmer Madar, E	1	Miami Seahawks (AAFC)
1947	Bob Chappuis, B	8	Cleveland Browns (AAFC)
1949	Dan Dworsky, C	N/A	Los Angeles Dons (AAFC)
1949	Pete Elliott, B	N/A	Chicago Rockets (AAFC)
1949	Gene Derricotte, B	N/A	Cleveland Browns (AAFC)
1957	Ron Kramer, E	4	Green Bay Packers
1958	Jim Pace, B	8	San Francisco 49ers
1960	Don Deskins, T	N/A	Minneapolis (AFL)
1960	George Genyk, G	N/A	New York Titans (AFL)
1966	Tom Mack, OT	2	Los Angeles Rams
1966	Bill Yearby, T	5	New York Jets (AFL)
1967	Jim Detwiler, HB	20	Baltimore Colts
1969	Ron Johnson, RB	20	Cleveland Browns
1972	Thom Darden, DB	18	Cleveland Browns
1972	Mike Taylor, LB	20	New York Jets
1973	Paul Seymour, OT	7	Buffalo Bills
1974	Dave Gallagher, DL	20	Chicago Bears
1975	Dave Brown, DB	26	Pittsburgh Steelers
1978	Mike Kenn, OT	13	Atlanta Falcons
1978	John Anderson, LB	26	Green Bay Packers
1979	Jon Giesler, OT	24	Miami Dolphins
1980	Curtis Greer, DE	6	St. Louis Cardinals
1981	Mel Owens, LB	9	Los Angeles Rams
1982	Butch Woolfolk, RB	18	New York Giants
1985	Kevin Brooks, DE	17	Dallas Cowboys
1987	Jim Harbaugh, QB	26	Chicago Bears
1991	Jarrod Bunch, FB	27	New York Giants
1992	Desmond Howard, WR	4	Washington Redskins
1993	Steve Everitt, C	14	Cleveland Browns
1994	Derrick Alexander, WR	29	Cleveland Browns
1995	Tyrone Wheatley, RB	17	New York Giants
1995	Ty Law, DB	23	New England Patriots
1995	Trezelle Jenkins, OT	31	Kansas City Chiefs
1996	Tshimanga Biakabutuka, RB	8	Carolina Panthers
1998	Charles Woodson, CB	4	Oakland Raiders
2001	David Terrell, WR	8	Chicago Bears
2001	Steve Hutchinson, OG	17	Seattle Seahawks
2001	Jeff Backus, OT	18	Detroit Lions
2004	Chris Perry, RB	26	Cincinnati Bengals
2005	Braylon Edwards, WR	3	Cleveland Browns
2005	Marlin Jackson, CB	29	Indianapolis Colts
2007	Leon Hall, CB	18	Cincinnati Bengals
2008	Jake Long, OT	1	Miami Dolphins
2010	Brandon Graham, DE	13	Philadelphia Eagles
2014	Taylor Lewan, OL	11	Tennessee Titans
2017	Jabrill Peppers, S	25	Cleveland Browns
2017	Taco Charlton, DE	28	Dallas Cowboys

Since 2001, Michigan has had 12 first round draf picks, including LEON HALL (2007).



IN THE DRAFT

With its outstanding football heritage, the University of Michigan has long been a source for the National Football League draft. Since the NFL's inaugural draft on Feb. 8, 1936, at the Ritz-Carlton Hotel in Philadelphia, 364 Michigan football players have been selected.

Michigan has had 47 NFL first-round draft picks, beginning with

former All-American Tom Harmon, who was the first overall selection in 1941 after winning the Heisman Trophy. Three Wolverines were chosen in the first round during the 1995 (Tyrone Wheatley, Ty Law and Trezelle Jenkins) and 2001 drafts (David Terrell, Steve Hutchinson and Jeff Backus).

1930s

1937 NFL

Rd. 9 Matt Patanelli, E
Pittsburgh Steelers (85)

1939 NFL

Rd. 12 Ralph Heikkenen, G
Brooklyn Dodgers (105)
Rd. 19 John Brennan, G
Green Bay Packers (179)

1940s

1940 NFL

Rd. 15 Archie Kodros, C
Green Bay Packers

1941 NFL

Rd. 1 Tom Harmon, B
Chicago Bears (1)
Rd. 1 Forest Evashevski, B
Washington Redskins (10)
Rd. 3 Ed Frutig, E
Green Bay Packers (37)
Rd. 10 Ralph Fritz, G
Pittsburgh Steelers (82)

1942 NFL

Rd. 1 Bob Westfall, B
Detroit Lions (5)
Rd. 6 Joe Rogers, E
Green Bay Packers (69)
Rd. 18 Bob Ingalls, C
Green Bay Packers (169)

1943 NFL

Rd. 3 George Ceithaml, B
Brooklyn Dodgers (19)
Rd. 5 Al (Whitey) Wistert, T
Philadelphia Eagles (32)
Rd. 12 Bob Kolesar, G
Detroit Lions (101)

1944 NFL

Rd. 1 Merv Pregulman, G
Green Bay Packers (7)
Rd. 3 Tom Kuzma, B
Green Bay Packers (22)
Rd. 3 Rudy Smeja, E
Chicago Bears (24)
Rd. 5 John Greene, T
Detroit Lions (35)
Rd. 11 Paul White, B
Detroit Lions (101)
Rd. 14 Bill Pritula, T
Detroit Lions (134)
Rd. 29 Bob Derleth, T
Detroit Lions (299)

1945 NFL

Rd. 1 Elroy Hirsch, B
Cleveland Rams (5)
Rd. 1 Don Lund, B
Chicago Bears (7)
Rd. 2 Milan Lazetich, T
Cleveland Rams (16)
Rd. 5 Bob Wiese, B
Detroit Lions (39)
Rd. 30 Don Robinson, B
Chicago Bears (314)

1946 NFL

Rd. 3 Bob Nussbaumer, B
Green Bay Packers (21)
Rd. 7 Art Renner, E
Green Bay Packers (56)
Rd. 8 Joe Ponsetto, B
Pittsburgh Steelers (63)
Rd. 17 Milton Prashaw, T
Washington Redskins (159)

1947 NFL

Rd. 5 Bob Chappuis, B
Detroit Lions (26)
Rd. 10 Chalmers "Bump" Elliott, B
Detroit Lions (76)
Rd. 16 Ralph Chubb, B
Los Angeles Rams (143)
Rd. 20 Elmer Madar, E
Detroit Lions (176)
Rd. 21 J.T. White, E
Detroit Lions (186)
Rd. 21 Joe Ponsetto, B
New York Giants (194)
Rd. 31 Bob Callahan, C
Chicago Cardinals (389)

1947 AAFC

Rd. 1 Elmer Madar, E
Miami Seahawks (1st
pick)
Rd. 1 Bob Chappuis, B
Cleveland Browns (8)
Rd. 2 Bob Wiese, B
San Francisco 49ers (14)
Rd. 3 Bob Derleth, T
Chicago Rockets (20)
Rd. 3 Jack Carpenter, T
Cleveland Browns (24)
Rd. 11 Jim Brieske, C
Miami Seahawks (81)

1948 NFL

Rd. 6 Jack Weisenburger, B
Washington Redskins (38)
Rd. 12B Jim Brieske, C
New York Giants (97)

Rd. 14 Dick Kempthorn, B
Philadelphia Eagles (123)
Rd. 15 Pete Elliott, B
Detroit Lions(Future Pick)
(127)
Rd. 15 Dick Rifenburg, E
Philadelphia Eagles (132)
Rd. 17 Quentin Sickels, G
Detroit Lions (147)
Rd. 17 Ralph Kohl, T
Philadelphia Eagles (153)
Rd. 30 Bruce Hilkene, T
Pittsburgh Steelers (283)

1948 AAFC

Rd. 3 Len Ford, E
Los Angeles Dons (14)
Rd. 11 Jack Weisenberger, B
New York Yankees(64)
Rd. 14 J.T. White, C
Brooklyn Dodgers (84)
Rd. 15 Dan Dworsky, B
Cleveland Browns (97)*
Rd. 18 Bill Pritula, T
San Francisco 49ers (118)

*Pick Declared Ineligible

1949 NFL

Rd. 2 Dan Dworsky, C
Green Bay Packers (15)
Rd. 9 Joe Soboleski, G
New York Giants (86)
Rd. 9 Ed McNeill, E
Washington Redskins (88)
Rd. 15 Ed Sobczak, E
Pittsburgh Steelers (145)
Rd. 16 Al Wahl, T
Chicago Bears* (159)
Rd. 17 Wally Teninga, B
New York Giants (166)
Rd. 24 Oswald Clark, E
Detroit Lions (232)

* Pick Declared Ineligible

1949 AAFC Secret Draft

Rd. 1 Dan Dworsky, C
Los Angeles Dons
Rd. 1B Pete Elliott, B
Chicago Rockets
Rd. 1 Gene Derricotte, B
Cleveland Browns
Rd. 2 Dick Kempthorn, B
Cleveland Browns

1949 AAFC

Rd. 4 Dick Rifenburg, E
New York Yankees (24)
Rd. 4 Ralph Kohl, T

Baltimore Colts (25)
Rd. 5 Ed McNeill, E
Cleveland Browns (37)
Rd. 29 Joe Soboleski, T
Cleveland Browns (192)

1950s

1950 NFL

Rd. 10 Al Wahl, T
Chicago Bears (128)

1951 NFL

Rd. 2 Chuck Ortmann, B
Pittsburgh Steelers (20)
Rd. 5 Anton Momsen, C
Los Angeles Rams (59)
Rd. 9 Dick McWilliams, T
Green Bay Packers (99)
Rd. 12 Carl Kreager, C
Green Bay Packers (136)
Rd. 17 Don Dufek, B
Chicago Bears (205)
Rd. 27 Harry Allis, E
Detroit Lions (322)

1952 NFL

Rd. 6 Tom Johnson, T
Green Bay Packers (63)
Rd. 17 Don Peterson, B
Green Bay Packers (196)

1953 NFL

Rd. 5 Roger Zatkoff, T
Green Bay Packers (55)
Rd. 8 Lowell Perry, E
Pittsburgh Steelers (90)
Rd. 15 Ted Topor, B
Detroit Lions (181)
Rd. 22 Larry LeClaire, B
Philadelphia Eagles (261)

1954 NFL

Rd. 10 Gene Knutson, E
Green Bay Packers (111)
Rd. 13 Bob Topp, E
New York Giants (148)

1955 NFL

Rd. 12 Art Walker, T
Green Bay Packers (137)
Rd. 14 Fred Baer, B
Green Bay Packers (161)
Rd. 20 Ron Geyer, T
Washington Redskins (231)
Rd. 26 Duncan McDonald, B
Detroit Lions (312)

WOLVERINES IN THE DRAFT

1956 NFL

- Rd. 10A Lou Baldacci, B
Pittsburgh Steelers (111)
- Rd. 23 Tony Branoff, B
Chicago Cardinals (269)
- Rd. 28 John Morrow, T
Los Angeles Rams (336)

1957 NFL

- Rd. 1 Ron Kramer, E
Green Bay Packers (4)
- Rd. 2 Tom Maentz, E
Chicago Cardinals (22)
- Rd. 3 Terry Barr, B
Detroit Lions (36)
- Rd. 7B Mike Rotunno, C
Cleveland Browns (82)
- Rd. 21 Charley Brooks, E
Philadelphia Eagles (242)
- Rd. 25 Jerry Goebel, C
New York Giants (301)
- Rd. 28 Clem Corona, G
Philadelphia Eagles (326)

1958 NFL

- Rd. 1A Jim Pace, B
San Francisco 49ers (8)
- Rd. 5 Jim VanPelt, QB
Washington Redskins (54)
- Rd. 28 Gordy Morrow, C
Los Angeles Rams (331)

1959 NFL

- Rd. 4A Gary Prahst, E
Cleveland Browns (37)
- Rd. 8A Bob Ptacek, QB
Cleveland Browns (87)
- Rd. 8B Willie Smith, T
Chicago Bears (94)
- Rd. 11 Jerry Marciniak, G
Washington Redskins (124)
- Rd. 21 John Herrnstein, B
Baltimore Colts (252)

1960s

1960 NFL

- Rd. 15 Darrell Harper, HB
Detroit Lions (171)

1960 AFL

- 1st Tier Don Deskins, T
Minneapolis
- 1st Tier George Genyk, G
New York Titans
- 2nd Tier Darrell Harper, HB
Buffalo Bills

1961 NFL

- Rd. 15 Bob Johnson, E
Washington Redskins (199)

1961 AFL

- Rd. 22 Bob Johnson, E
Boston Patriots
- Rd. 28 Bill Stine, G
Dallas Texans

1962 NFL

- Rd. 2B Bennie McRae, B
Chicago Bears (21)
- Rd. 5B Bill Tunnicliff, FB
Chicago Bears (63)
- Rd. 5B Jon Schopf, G
Green Bay Packers (70)
- Rd. 8 Ken Tureaud, B
Dallas Cowboys (102)
- Rd. 9 Todd Grant, C
Detroit Lions (122)
- Rd. 14 George Mans, E
St. Louis Cardinals (187)
- Rd. 20 Bob Brown, E
Detroit Lions (future pick)
(276)

1962 AFL

- Rd. 7 George Mans, E
New York Titans (53)
- Rd. 7 John Schopf, T
Boston Patriots (54)
- Rd. 8 Benny McRae, HB
Boston Patriots (62)
- Rd. 17 Scott Maentz, E
Boston Patriots (134)
- Rd. 21 Bill Tunnicliff, FB
Oakland Raiders (161)
- Rd. 23 Ken Tureaud, HB
Denver Broncos (178)

1963 NFL

- Rd. 9 Dave Raimey, B
Cleveland Browns (121)

1963 AFL

- Rd. 17 Tom Neumann, HB
Boston Patriots (135)

1964 NFL

- Rd. 3C Joe O'Donnell, G
Green Bay Packers (40)
- Rd. 4B Tom Keating, T
Minnesota Vikings (53)
- Rd. 15 John Houtman, T
Cleveland Browns (207)

1964 AFL

- Rd. 5A Tom Keating, T
Kansas City Chiefs (34)
- Rd. 13 Joe O'Donnell, G
Buffalo Bills (101)

1965 NFL

- Rd. 3B Bob Timberlake, QB
New York Giants (33)
- Rd. 5 John Henderson, E
Philadelphia Eagles (63)

- Rd. 6A Arnie Simkus, T
Cleveland Browns (72)
- Rd. 16 Mel Anthony, FB
Cleveland Browns (223)

1965 AFL

- Rd. 13 Bob Timberlake, QB
Buffalo Bills
- Rd. 17 John Henderson, E
Buffalo Bills

1966 NFL

- Rd. 1 Tom Mack, T
Los Angeles Rams (2)
- Rd. 5B Steve Smith, E
San Francisco 49ers (71)
- Rd. 5 Jack Clancy, FL
St. Louis Cardinals (73)
- Rd. 18 Chuck Kines, T
Chicago Bears (272)

1966 AFL

- Rd. 1 Bill Yearby, T
New York Jets
- Rd. 16 Steve Smith, DE
Houston Oilers

1966 AFL Redshirt Draft

- Rd. 3 Jack Clancy, E
Miami Dolphins

1967 AFL/NFL

- Rd. 1B Jim Detwiler, HB
Baltimore Colts (20)
- Rd. 2 Rick Volk, DB
Baltimore Colts (45)
- Rd. 3A Frank Nunley, LB
San Francisco 49ers (62)
- Rd. 3 John Rowser, DB
Green Bay Packers (78)
- Rd. 4A Carl Ward, HB
Cleveland Browns (83)
- Rd. 12 Mike Bass, DB
Green Bay Packers (314)

1968 AFL/NFL

- Rd. 5 Rocky Rosema, LB
St. Louis Cardinals (123)
- Rd. 7A Ray Phillips, G
New Orleans Saints (169)
- Rd. 9 David Porter, DT
Cleveland Browns (238)

1969 AFL/NFL

- Rd. 1 Ron Johnson, RB
Cleveland Browns (20)
- Rd. 3A Tom Stinic, LB
Dallas Cowboys (68)
- Rd. 14 George Hoey, FL
Detroit Lions (346)

1970s

1970 NFL

- Rd. 2 Jim Mandich, TE
Miami Dolphins (29)
- Rd. 5 Cecil Pryor, DE
Green Bay Packers (120)
- Rd. 5B Barry Pierson, DB
St. Louis Cardinals (127)
- Rd. 14 Garvie Craw, RB/TE
Boston Patriots (343)
- Rd. 14 Tom Curtis, DB
Baltimore Colts (356)
- Rd. 17 Brian Healy, DB
Minnesota Vikings (441)

1971 NFL

- Rd. 2 Dan Dierdorf, T
St. Louis Cardinals (43)
- Rd. 3A Paul Staroba, WR
Cleveland Browns (66)
- Rd. 5 Pete Newell, G
Detroit Lions (125)
- Rd. 5C Marty Huff, LB
San Francisco 49ers (127)
- Rd. 6 Don Moorhead, RB
New Orleans Saints (132)
- Rd. 10 Jim Bettis, DB
New York Jets (240)
- Rd. 14 John Harpring, G
New York Jets (344)

1972 NFL

- Rd. 1 Thom Darden, DB
Cleveland Browns (18)
- Rd. 1B Mike Taylor, LB
New York Jets (20)
- Rd. 2 Reggie McKenzie, G
Buffalo Bills (27)
- Rd. 2B Glenn Doughty, WR
Baltimore Colts (47)
- Rd. 3 Tom Beckman, DE
St. Louis Cardinals (57)
- Rd. 3A Mike Keller, LB
Dallas Cowboys (64)
- Rd. 5A Billy Taylor, RB
Atlanta Falcons (109)
- Rd. 10 Mike Oldham, WR
Wash. Redskins (255)
- Rd. 16 Guy Murdock, C
Houston Oilers (396)
- Rd. 17 Fritz Seyferth, RB
New York Giants (419)

1973 NFL

- Rd. 1A Paul Seymour, T
Buffalo Bills (7)
- Rd. 3 Randy Logan, DB
Philadelphia Eagles (55)
- Rd. 4 Bo Rather, WR
Miami Dolphins (104)
- Rd. 5 Fred Grambau, DE
Kansas City Chiefs (120)
- Rd. 13B Clint Spearman, LB
Los Angeles Rams (323)
- Rd. 16 Bill Hart, C
Chicago Bears (395)

IN THE DRAFT

1974 NFL

- Rd. 1B Dave Gallagher, DE/DT
Chicago Bears (20)
- Rd. 2 Paul Seal, TE
New Orleans Saints (36)
- Rd. 2B Ed Shuttlesworth, RB
Baltimore Colts (37)
- Rd. 4A Clint Haslerig, WR
San Francisco 49ers (83)
- Rd. 7 James Coode, T/G
Atlanta Falcons (173)
- Rd. 10 Doug Troszak, DT
Green Bay Packers (246)
- Rd. 11 Bob Thornbladh, RB
Kansas City Chiefs (275)
- Rd. 14 Walt Williamson, DE
San Fran. 49ers (347)
- Rd. 15 Larry Cipa, QB
New Orleans Saints (373)
- Rd. 16 Don Coleman, LB
New Orleans Saints (398)

1975 NFL

- Rd. 1 Dave Brown, DB
Pittsburgh Steelers (26)
- Rd. 6C Dennis Franklin, QB/WR
Detroit Lions (144)
- Rd. 7A Gil Chapman, RB
Buffalo Bills (166)
- Rd. 7C Harry Banks, DB
Buffalo Bills (175)
- Rd. 8B Greg Denboer, TE
Baltimore Colts (187)
- Rd. 9 Steve Strinko, LB
Detroit Lions (219)
- Rd. 10 Chuck Heater, RB
New Orleans Saints (241)
- Rd. 11 Tom Drake, DB
Buffalo Bills (279)
- Rd. 13 Carl Russ, LB
Atlanta Falcons (315)

1976 NFL

- Rd. 4A Gordon Bell, RB
New York Giants (104)
- Rd. 4 Dan Jilek, LB
Buffalo Bills (110)
- Rd. 5A Don Dufek, DB
Seattle Seahawks (126)
- Rd. 5 Steve King, T
New York Jets (129)
- Rd. 9A Jim Czirr, C
Denver Broncos (252)
- Rd. 10 Jeff Perlinger, DE
San Diego Chargers (268)
- Rd. 13 Waymon Britt, DB/WR
Washington Redskins (364)

1977 NFL

- Rd. 2 Rob Lytle, RB
Denver Broncos (45)
- Rd. 3B Jim Smith, WR
Pittsburgh Steelers (75)

- Rd. 6 Calvin O'Neal, LB
Baltimore Colts (163)
- Rd. 8 Greg Morton, DT
Buffalo Bills (197)
- Rd. 9 Jerry Vogeale, LB
New England Patriots (249)
- Rd. 10 John Hennessy, DE
New York Jets (256)

1978 NFL

- Rd. 1 Mike Kenn, T
Atlanta Falcons (13)
- Rd. 1B John Anderson, LB
Green Bay Packers (26)
- Rd. 2B Walt Downing, G
San Francisco 49ers (47)
- Rd. 6A Dwight Hicks, DB
Detroit Lions (150)
- Rd. 11B Mark Donahue, G
Cincinnati Bengals (294)

1979 NFL

- Rd. 1 Jon Giesler, T
Miami Dolphins (24)
- Rd. 4A Russell Davis, RB
Pittsburgh Steelers (86)
- Rd. 5A Tom Seabron, LB
San Francisco 49ers (111)
- Rd. 5 Harlan Huckleby, RB
New Orleans Saints (120)
- Rd. 5 Jerry Meter, LB
Minnesota Vikings (129)
- Rd. 5 Rick Leach, QB
Denver Broncos (132)
- Rd. 6 Bill Dufek, G
New York Jets (149)

1980s**1980 NFL**

- Rd. 1 Curtis Greer, DE
St. Louis Cardinals (6)
- Rd. 2 Doug Marsh, TE
St. Louis Cardinals (33)
- Rd. 2B Ralph Clayton, WR/RB
New York Jets (47)
- Rd. 4 Mike Jolly, DB
New Orleans Saints (96)
- Rd. 5A Mike Harden, DB
Denver Broncos (131)
- Rd. 7A Ron Simpkins, LB
Cincinnati Bengals (167)

1981 NFL

- Rd. 1A Mel Owens, LB
Los Angeles Rams (9)
- Rd. 4A George Lilja, C
Los Angeles Rams (104)
- Rd. 8A John Powers, G
New York Giants (197)
- Rd. 10 Andy Cannavino, LB
Detroit Lions

1982 NFL

- Rd. 1 Butch Woolfolk, RB
New York Giants (18)
- Rd. 2A Bubba Paris, T
San Francisco 49ers (29)
- Rd. 3B Stan Edwards, RB
Houston Oilers (72)
- Rd. 4 Ed Muransky, T
Oakland Raiders (91)
- Rd. 4 Brian Carpenter, DB
Dallas Cowboys (101)
- Rd. 6 Kurt Becker, G
Chicago Bears (146)
- Rd. 7 Ben Needham, LB
Cincinnati Bengals (194)

1983 NFL

- Rd. 2 Rick Strenger, T
Detroit Lions (40)
- Rd. 2B Keith Bostic, DB
Houston Oilers (42)
- Rd. 8 Robert Thompson, LB
Houston Oilers (198)
- Rd. 8B Craig Dunaway, TE
Pittsburgh Steelers (218)
- Rd. 8 Lawrence Ricks, RB
Dallas Cowboys (220)
- Rd. 9 Ali Haji-Sheikh, PK
New York Giants (237)
- Rd. 12 Anthony Carter, WR
Miami Dolphins (334)

1984 NFL

- Rd. 3 Stefan Humphries, G
Chicago Bears (71)
- Rd. 4 Evan Cooper, DB
Philadelphia Eagles (88)

1984 Supplemental Draft

- Rd. 2 Steve Smith, QB
San Diego Chargers (33)
- Rd. 2 Tom Dixon, C
Pittsburgh Steelers (52)

1985 NFL

- Rd. 1 Kevin Brooks, DE
Dallas Cowboys (17)

1986 NFL

- Rd. 3B Mike Hammerstein, DT,
Cincinnati Bengals (65)
- Rd. 3 Brad Cochran, DB
Los Angeles Raiders (80)
- Rd. 4A Eric Kattus, TE
Cincinnati Bengals (91)
- Rd. 12A Clay Miller, G
Tampa Bay Buccaneers (306)

1987 NFL

- Rd. 1 Jim Harbaugh, QB
Chicago Bears (26)
- Rd. 3 Bob Perryman, FB
New England Patriots (79)
- Rd. 4 Garland Rivers, DB
Detroit Lions (92)
- Rd. 5 Paul Jokisch, WR
San Francisco 49ers (134)
- Rd. 9 Thomas Wilcher, RB
San Diego Chargers (226)

1988 NFL

- Rd. 2 John Elliott, OT
New York Giants (36)
- Rd. 4 Monte Robbins, P
Tampa Bay Buccaneers (107)
- Rd. 4 Jamie Morris, RB
Washington Redskins (109)

1989 NFL

- Rd. 4 John Kolesar, FLK
Buffalo Bills (109)
- Rd. 5 David Arnold, DB
Pittsburgh Steelers (118)
- Rd. 6 Mark Messner, DT
Los Angeles Rams (161)

1990s**1990 NFL**

- Rd. 2 Leroy Hoard, RB
Cleveland Browns (45)
- Rd. 3 Greg McMurtry, SE
New England Patriots (80)
- Rd. 4 Chris Calloway, FLK
Pittsburgh Steelers (97)
- Rd. 6 Derrick Walker, TE
San Diego Chargers (163)
- Rd. 11 Brent White, DT
Chicago Bears (284)

1991 NFL

- Rd. 1 Jarrod Bunch, FB
New York Giants (27)
- Rd. 5 Jon Vaughn, RB
New England Patriots (112)
- Rd. 6 David Key, DB
New England Patriots (140)
- Rd. 7 Tripp Welborne, DB
Minnesota Vikings (180)
- Rd. 8 Dean Dingman, OG
Pittsburgh Steelers (212)
- Rd. 8 Tom Dohring, OT
Kansas City Chiefs (218)
- Rd. 11 Tony Boles, RB
Dallas Cowboys (291)

1992 NFL

- Rd. 1 Desmond Howard, FLK
Washington Redskins (4)
- Rd. 2 Greg Skrepenak, OT
L.A. Raiders (32)

WOLVERINES IN THE DRAFT

- Rd. 4 Mike Evans, DL
Kansas City Chiefs (101)
- Rd. 7 Erick Anderson, ILB
Kansas City Chiefs (186)
- Rd. 9 Brian Townsend, OLB
Los Angeles Rams (281)
- Rd. 12 Matt Elliott, OL
Washington Redskins (336)

1993 NFL

- Rd. 1 Steve Everitt, C
Cleveland Browns (14)
- Rd. 2 Tony McGee, TE
Cincinnati Bengals (37)
- Rd. 3 Joe Cocozzo, OG
San Diego Chargers (64)
- Rd. 4 Corwin Brown, S
New England Patriots (110)
- Rd. 8 Doug Skene, OT
Philadelphia Eagles (217)
- Rd. 8 Elvis Grbac, QB
San Francisco 49ers (219)

1994 NFL

- Rd. 1 Derrick Alexander, WR
Cleveland Browns (29)

1995 NFL

- Rd. 1 Tyrone Wheatley, RB
New York Giants (17)
- Rd. 1 Ty Law, DB
New England Patriots (23)
- Rd. 1 Trezelle Jenkins, OT
Kansas City Chiefs (31)
- Rd. 2 Todd Collins, QB
Buffalo Bills (45)
- Rd. 4 Matt Dyson, LB
Los Angeles Raiders (138)

1996 NFL

- Rd. 1 Tshimanga Biakabutuka, RB
Carolina Panthers (8)
- Rd. 2 Amani Toomer, WR
New York Giants (34)
- Rd. 4 Jon Runyan, OT
Houston Oilers (109)
- Rd. 5 Mercury Hayes, WR
New Orleans Saints (136)
- Rd. 7 Jay Riemersma, TE
Buffalo Bills (244)

1997 NFL

- Rd. 3 Rod Payne, C
Cincinnati Bengals (76)
- Rd. 4 Damon Denson, OG
New England Patriots (97)
- Rd. 7 William Carr, NT
Cincinnati Bengals (217)

1998 NFL

- Rd. 1 Charles Woodson, CB
Oakland Raiders (4)
- Rd. 3 Chris Floyd, FB
New England Patriots (81)

- Rd. 3 Brian Griese, QB
Denver Broncos (91)
- Rd. 4 Glen Steele, DT
Cincinnati Bengals (105)
- Rd. 5 Chris Howard, RB
Denver Broncos (153)

1999 NFL

- Rd. 2 Jon Jansen, OT
Washington Redskins (37)
- Rd. 5 Jerame Tuman, TE
Pittsburgh Steelers (136)
- Rd. 6 Tai Streets, WR
San Francisco 49ers (171)
- Rd. 6 Andre Weathers, CB
New York Giants (205)

2000s

2000 NFL

- Rd. 2 Ian Gold, LB
Denver Broncos (40)
- Rd. 4 Aaron Shea, FB
Cleveland Browns (110)
- Rd. 4 Josh Williams, DL
Indianapolis Colts (122)
- Rd. 6 Dhani Jones, LB
New York Giants (177)
- Rd. 6 Tom Brady, QB
New England Patriots (199)
- Rd. 7 Rob Renes, NT
Indianapolis Colts (235)

2001 NFL

- Rd. 1 David Terrell, WR
Chicago Bears (8)
- Rd. 1 Steve Hutchinson, OG
Seattle Seahawks (17)
- Rd. 1 Jeff Backus, OT
Detroit Lions (18)
- Rd. 2 Anthony Thomas, TB
Chicago Bears (38)
- Rd. 2 Maurice Williams, OT
Jacksonville Jaguars (43)

2002 NFL

- Rd. 3 Marquise Walker, WR
Tampa Bay Buccaneers (86)
- Rd. 4 Larry Foote, LB
Pittsburgh Steelers (128)
- Rd. 5 Jonathan Goodwin, OG
New York Jets (154)
- Rd. 7 Hayden Epstein, PK/P
Jacksonville Jaguars (247)

2003 NFL

- Rd. 2 Bennie Joppru, TE
Houston Texans (41)
- Rd. 2 Victor Hobson, LB
New York Jets (53)
- Rd. 3 B.J. Askew, RB
New York Jets (85)

- Rd. 6 Drew Henson, QB
Houston Texans (192)
- Rd. 6 Cato June, S
Indianapolis Colts (198)
- Rd. 7 Charles Drake, S
New York Giants (240)

2004 NFL

- Rd. 1 Chris Perry, RB
Cincinnati Bengals (26)
- Rd. 3 Jeremy LeSueur, CB
Denver Broncos (85)
- Rd. 7 John Navarre, QB
Arizona Cardinals (202)
- Rd. 7 Tony Pape, OT
Miami Dolphins (221)

2005 NFL

- Rd. 1 Braylon Edwards, WR
Cleveland Browns (3)
- Rd. 1 Marlin Jackson, CB
Indianapolis Colts (29)
- Rd. 2 David Baas, OG/C
San Francisco 49ers (33)

2006 NFL

- Rd. 4 Gabe Watson, DT
Arizona Cardinals (107)
- Rd. 4 Jason Avant, WR
Philadelphia Eagles (109)
- Rd. 7 Tim Massaquoi, TE
Tampa Bay Buccaneers (244)

2007 NFL

- Rd. 1 Leon Hall, CB
Cincinnati Bengals (18)
- Rd. 2 Alan Branch, DT
Arizona Cardinals (33)
- Rd. 2 LaMarr Woodley, DE/OLB,
Pittsburgh Steelers (46)
- Rd. 2 David Harris, ILB
New York Jets (47)
- Rd. 5 Steve Breaston, WR/RS,
Arizona Cardinals (142)
- Rd. 6 Prescott Burgess, LB
Baltimore Ravens (207)
- Rd. 7 Tyler Ecker, TE
Washington Redskins (216)

2008 NFL

- Rd. 1 Jake Long, OT
Miami Dolphins (1)
- Rd. 2 Chad Henne, QB
Miami Dolphins (57)
- Rd. 3 Shawn Crable, OLB
New England Patriots (78)
- Rd. 3 Mario Manningham, WR
New York Giants (95)
- Rd. 6 Mike Hart, RB
Indianapolis Colts (202)
- Rd. 7 Adrian Arrington, WR
New Orleans Saints (237)

2009 NFL

- Rd. 4 Terrance Taylor, DT
Indianapolis Colts (136)
- Rd. 6 Morgan Trent, DB
Cincinnati Bengals (179)

2010s

2010 NFL

- Rd. 1 Brandon Graham, DE
Philadelphia Eagles (13)
- Rd. 5 Zoltan Mesko, P
New England Patriots (150)
- Rd. 7 Stevie Brown, S/LB
Oakland Raiders (251)

2011 NFL

- Rd. 2 Jonas Mouton, LB
San Diego Chargers (61)
- Rd. 6 Steve Schilling, OG
San Diego Chargers (201)

2012 NFL

- Rd. 3 Mike Martin, DT
Tennessee Titans (82)
- Rd. 7 David Molk, C
San Diego Chargers (226)
- Rd. 7 Junior Hemingway, WR
Kansas City Chiefs (238)

2013 NFL

- Rd. 5 Denard Robinson, RB
Jacksonville Jaguars (135)
- Rd. 6 William Campbell, DT
New York Jets (178)

2014 NFL

- Rd. 1 Taylor Lewan, OL
Tennessee Titans (11)
- Rd. 3 Michael Schofield, OL
Denver Broncos (95)
- Rd. 7 Jeremy Gallon, WR
New England Patriots (244)

2015 NFL

- Rd. 2 Devin Funchess, WR
Carolina Panthers (41)
- Rd. 2 Frank Clark, DE
Seattle Seahawks (63)
- Rd. 4 Jake Ryan, LB
Green Bay Packers (129)

2016 NFL

- Rd. 3 Graham Glasgow, C
Detroit Lions (95)
- Rd. 4 Willie Henry, DE
Baltimore Ravens (132)
- Rd. 6 Jake Rudock, QB
Detroit Lions (191)

ALL-TIME PLAYERS IN THE PROS

Name.....	M Letters	NFL Club
Bobby Abrams, LB	1986-89	New York Giants, 1990-92 Cleveland Browns, 1992 Dallas Cowboys, 1992-93 Minnesota Vikings, 1993-94 New England Patriots, 1995
Jamar Adams, S	2004-07	Seattle Seahawks, 2008
Derrick Alexander, WR	1989-90,92-93	Cleveland Browns, 1994-95 Baltimore Ravens, 1996-97 Kansas City Chiefs, 1998-2001 Minnesota Vikings, 2002
Erick Anderson, LB	1988-91	Kansas City Chiefs, 1992-93 Washington Redskins, 1994 Green Bay Packers, 1978-89
David Arnold, DB	1985-88	Pittsburgh Steelers, 1989
Adrian Arrington, WR	2004-07	New Orleans Saints, 2009-12
B.J. Askew, FB	1999-2002	New York Jets, 2003-06 Tampa Bay Buccaneers, 2007-09
Howard Auer, T	1929-31	Philadelphia Eagles, 1933 Chicago Cardinals, 1933
Jason Avant, WR	2002-05	Philadelphia Eagles, 2006-14 Carolina Panthers, 2014 Kansas City Chiefs, 2014-15
David Baas, OG	2001-04	San Francisco 49ers, 2005-10 New York Giants, 2011-13
Lou Baldacci, HB	1953-55	Pittsburgh Steelers, 1956
Jeff Backus, OT	1997-00	Detroit Lions, 2001-12
Terry Barr, FL-DB-HB	1954-56	Detroit Lions, 1957-65
Mike Bass, DB	1964-66	Detroit Lions, 1967 Washington Redskins, 1969-75
Kurt Becker, OG-OT	1978-81	Chicago Bears, 1982-88 Los Angeles Rams, 1989 Chicago Bears, 1990
Tom Beckman, DE	1969-71	St. Louis Cardinals, 1972
Gordon Bell, RB	1973-75	New York Giants, 1976-77 St. Louis Cardinals, 1978-79
Ronald Bellamy, WR	1999-2002	Miami Dolphins, 2004
Chuck Bernard, C-LB	1931-33	Detroit Lions, 1934
Brennen Beyer, LB	2011-14	Baltimore Ravens, 2016
Tshimanga Biakabutuka, RB	1993-95	Carolina Panthers, 1996-2001
Keith Bostic, DB	1979-82	Houston Oilers, 1983-88 Cleveland Browns, 1990
Don Bracken, P	1980-83	Green Bay Packers, 1985-90 Los Angeles Rams, 1992
Tom Brady, QB	1997-99	New England Patriots, 2000-17
Alan Branch, DT	2004-06	Arizona Cardinals, 2007-10 Seattle Seahawks, 2011-12 Buffalo Bills, 2013 New England Patriots, 2014-17
David Brandt, C	1997-00	Washington Redskins, 2001 San Diego Chargers, 2003-04
Steve Breaston, WR/KR/PR	2003-06	Arizona Cardinals, 2007-10 Kansas City Chiefs, 2011-12 New Orleans Saints, 2013
Jack Brennan, G	1936-38	Green Bay Packers, 1939
Kevin Brooks, DT-DE	1982-84	Dallas Cowboys, 1985-88 Detroit Lions, 1989-90
Corwin Brown, S	1989-92	New England Patriots, 1993-96 New York Jets, 1997-98 Detroit Lions, 1999-2000
Dave Brown, DB	1972-74	Pittsburgh Steelers, 1975 Seattle Seahawks, 1976-86 Green Bay Packers, 1987-90
Stevie Brown, DB	2006-09	Oakland Raiders, 2010 Indianapolis Colts, 2011 New York Giants, 2012, 2014
Jarod Bunch, FB	1987-90	New York Giants, 1991-93 Los Angeles Raiders, 1994
Prescott Burgess, LB	2003-06	Baltimore Ravens, 2007-09, '09-11 New England Patriots, 2009
Bob Callahan, C-LB	1945-46	Buffalo Bills (AAFC), 1948
Chris Calloway, WR	1987-89	Pittsburgh Steelers, 1990-91 New York Giants, 1992-98 Atlanta Falcons, 1999 New England Patriots, 2000
Mark Campbell, TE	1995-98	Cleveland Browns, 1999-2002 Buffalo Bills, 2003-05 New Orleans Saints, 2006-08
William Campbell, DT/OG	2009-12	New York Jets, 2013
Brian Carpenter, DB	1979-81	New York Giants, 1982 Washington Redskins, 1983-84 Buffalo Bills, 1984
Jack Carpenter, T	1946	Buffalo Bills (AAFC), 1947-49 San Francisco 49ers (AAFC), 1949
William Carr, NT	1993-96	San Francisco 49ers, 2000 Atlanta Falcons, 2001
Anthony Carter, WR	1979-82	Michigan Panthers (USFL), 1983-84 Oakland Invaders (USFL), 1985 Minnesota Vikings, 1985-93 Detroit Lions, 1994-95
Milt Carthens, OT	1982-83	Indianapolis Colts, 1987
Gil Chapman, WR	1972-74	New Orleans Saints, 1975
Bob Chappuis, TB-DB	1942, 46-47	Brooklyn Dodgers (AAFC), 1948 Chicago Rockets (AAFC), 1949
Taco Charlton, DE	2013-16	Dallas Cowboys, 2017
Jehu Chesson, WR	2013-16	Kansas City Chiefs, 2017
Larry Cipa, QB	1971-73	New Orleans Saints, 1974-75
Jack Clancy, WR-FL	1963,65-66	Miami Dolphins, 1967, 1969 Green Bay Packers, 1970
Frank Clark, DE	2011-13	Seattle Seahawks, 2015-17
Jeremy Clark, CB	2013-16	New York Jets, 2017
Ralph Clayton, WR-FB	1977-79	St. Louis Cardinals, 1981
Joe Cocozzo, OG	1989-92	San Diego Chargers, 1993-97
Don Coleman, LB	1972-73	New Orleans Saints, 1974-75
Todd Collins, QB	1991-94	Buffalo Bills, 1995-97 Kansas City Chiefs, 1998-2005 Washington Redskins, 2006-09 Chicago Bears, 2010
Evan Cooper, DB	1980-83	Philadelphia Eagles, 1984-87 Atlanta Falcons, 1988-89
Shawn Crable, LB	2004-07	New England Patriots, 2008-10 New York Jets, 2010
Julius Curry, S	1999-2002	Detroit Lions, 2003
Tom Curtis, DB	1967-69	Baltimore Colts, 1970-71
Bill Daley, FB-DB-LB	1943	Brooklyn Dodgers (AAFC), 1946 Miami Seahawks (AAFC), 1946 Chicago Rockets (AAFC), 1947 New York Yankees (AAFC), 1948
Amara Darboh, WR	2013-16	Seattle Seahawks, 2017
Thom Darden, DB	1969-71	Cleveland Browns, 1972-74, 1976-81
Russell Davis, FB	1975-78	Pittsburgh Steelers, 1980-83
Fred Dawley, FB-LB	1941*	Detroit Lions, 1944
Kenny Demens, LB	2009-12	Arizona Cardinals, 2013-15
Damon Denson, OG	1993-96	New England Patriots, 1997-98
Don Deskins, OG	1958-59	Oakland Raiders, 1960
Dan Dierdorf, OT-OG-C	1968-70	St. Louis Cardinals, 1971-83
Jerry Diorio, TE	1980-83	Detroit Lions, 1987
Tom Dohring, T	1987-90	Kansas City Chiefs, 1992
Mark Donahue, OG	1975-77	Cincinnati Bengals, 1978-79
Glenn Doughty, WR	1969-71	Baltimore Colts, 1972-79
Walt Downing, OG-C	1975-77	San Francisco 49ers, 1978-83
Leo Draveling, T	1928-30	Cincinnati Reds, 1933
Scott Dreisbach, QB	1995-98	Oakland Raiders, 1999-2000 Detroit Lions, 2001
Don Dufek, DB	1973-75	Seattle Seahawks, 1976-77, '79-84
Craig Dunaway, TE	1980-82	Pittsburgh Steelers, 1983
Dan Dworsky, LB-BB	1945-48	Los Angeles Dons (AAFC), 1949
Matt Dyson, LB	1991-94	Oakland Raiders, 1995

ALL-TIME PLAYERS IN THE PROS

Braylon Edwards, WR.....2002-04.....	Cleveland Browns, 2005-09 New York Jets, 2009-10, 2012 San Francisco 49ers, 2011 Seattle Seahawks, 2012	Curtis Greer, DE.....1976-79.....	St. Louis Cardinals, 1980-88
Stan Edwards, FB-HB.....1977,79-81.....	Houston Oilers, 1982-86 Detroit Lions, 1987	Bruce Gregory, WR.....1924-25.....	Detroit Panthers, 1926
Tom Edwards, T.....1924-25.....	Detroit Panthers, 1926	Brian Griese, QB.....1994-97.....	Denver Broncos, 1998-2002 Miami Dolphins, 2003 Tampa Bay Buccaneers, 2004-05, '08 Chicago Bears, 2006-07
John Elliott, OT.....1984-87.....	New York Giants, 1988-95 New York Jets, 1996-2000, 2002	Charlie Grube, E.....1923-25.....	Detroit Panthers, 1926
Matt Elliott, OG.....1988-91.....	Washington Redskins 1992-94 Carolina Panthers, 1995-97	Matt Gutierrez, QB.....2003-05.....	New England Patriots, 2007-08 Kansas City Chiefs, 2009
Hayden Epstein, PK.....1998-2001.....	Jacksonville Jaguars, 2002 Minnesota Vikings, 2002	Thomas Guynes, OG.....1993-96.....	Arizona Cardinals, 1997-98
Mike Evans, DE.....1988-91.....	Kansas City Chiefs, 1992	Ali Haji-Sheikh, K.....1979-82.....	New York Giants, 1983-85 Atlanta Falcons, 1986 Washington Redskins, 1987
Steve Everitt, C.....1989-92.....	Cleveland Browns, 1993-95 Baltimore Ravens, 1996 Philadelphia Eagles, 1997-99 St. Louis Rams, 2000	James Hall, DE.....1996-99.....	Detroit Lions, 2000-06 St. Louis Rams, 2007-11
Jay Feely, K.....1995-98.....	Atlanta Falcons, 2001-04 New York Giants, 2005-06 Miami Dolphins, 2007 New York Jets, 2008-09 Arizona Cardinals, 2010-13 Chicago Bears, 2014	Leon Hall, DB.....2003-06.....	Cincinnati Bengals, 2007-15 New York Giants, 2016 San Francisco 49ers, 2017
Chris Floyd, FB.....1994-97.....	New England Patriots, 1998-2000 Cleveland Browns, 2000	Mike Hammerstein, DE-NT...1981-85.....	Cincinnati Bengals, 1986-87, '89-90
Larry Foote, LB.....1998-2001.....	Pittsburgh Steelers, 2002-08, '10-13 Detroit Lions, 2009 Arizona Cardinals, 2014	Jim Harbaugh, QB.....1983-86.....	Chicago Bears, 1987-93 Indianapolis Colts, 1994-97 Baltimore Ravens, 1998 San Diego Chargers, 1999-2000 Carolina Panthers, 2001
Len Ford, E.....1945-47.....	Los Angeles Dons (AAFC), 1948-49 Cleveland Browns, 1950-57 Green Bay Packers, 1958	Mike Harden, DB.....1977-79.....	Denver Broncos, 1980-88 Los Angeles Raiders, 1989-90
Bill Fortune, G.....1917-19.....	Hammond Pros, 1924-25	Tom Harmon, HB-DB.....1938-40.....	Los Angeles Rams, 1946-47
Dennis Franklin, WR.....1972-74.....	Detroit Lions, 1975-76	Darrell Harper, HB.....1957-59.....	Buffalo Bills, 1960
Dennis Franks, C.....1972-74.....	Philadelphia Eagles, 1976-78 Detroit Lions, 1979	David Harris, ILB.....2004-06.....	New York Jets, 2007-16 New England Patriots, 2017
Benny Friedman, TB-DB-QB ..1924-26.....	Cleveland Bulldogs, 1927 Detroit Wolverines, 1928-29 New York Giants, 1929-31 Brooklyn Dodgers, 1932-34	Mike Hart, RB.....2004-07.....	Indianapolis Colts, 2008-10
Ralph Fritz, G.....1938-40.....	Philadelphia Eagles, 1941	Clint Haslerig, WR-HB.....1971-73.....	Chicago Bears, 1974 Buffalo Bills, 1974-75 Minnesota Vikings, 1975 New York Jets, 1976
Ed Frutig, OE-DB-DE.....1938-40.....	Green Bay Packers, 1941, 1945 Detroit Lions, 1945-1946	Mercury Hayes, WR.....1992-95.....	New Orleans Saints, 1996-97 Atlanta Falcons, 1997
Devin Funchess, WR.....2012-14.....	Carolina Panthers, 2015-17	Ralph Heikkinen, G.....1937-38.....	Brooklyn Dodgers, 1939
Dave Gallagher, DT-DE.....1971-73.....	Chicago Bears, 1974 New York Giants, 1975-76 Detroit Lions, 1978-79	Junior Hemingway, WR.....2007-11.....	Kansas City Chiefs, 2012-14
Ben Gedeon, LB.....2013-16.....	Minnesota Vikings, 2017	John Henderson, WR-OE-FL ..1963-64.....	Detroit Lions, 1965-67 Minnesota Vikings, 1968-72
Jon Giesler, OT.....1976-78.....	Miami Dolphins, 1979-88	Tommy Hendricks, LB.....1996-99.....	Miami Dolphins, 2000-03 Jacksonville Jaguars, 2004
Graham Glasgow, OG.....2012-15.....	Detroit Lions, 2016-17	Chad Henne, QB.....2004-07.....	Miami Dolphins, 2008-11 Jacksonville Jaguars, 2012-17
Ryan Glasgow, DT.....2013-16.....	Cincinnati Bengals, 2017	Willie Henry, DT.....2013-15.....	Baltimore Ravens, 2016-17
Chris Godfrey, G.....1977-79.....	New York Jets, 1980 New York Giants, 1984-87 Seattle Seahawks, 1988	John Hennessy, LB-DE.....1974-76.....	New York Jets, 1977-79
Paul Goebel, E.....1920-22.....	Columbus Tigers, 1923-25 Chicago Bears, 1925 New York Yankees (AFL), 1926	Drew Henson, QB.....1998-2000.....	Dallas Cowboys, 2004-05 Detroit Lions, 2008
Gus Goetz, T-E.....1917-20.....	Buffalo All-Americans, 1922 Columbus Tigers, 1923 New York Yankees (AFL), 1926	Bill Hewitt, OE-DE.....1929-31.....	Chicago Bears, 1932-36 Philadelphia Eagles, 1936-39 Phil-Pitt Steagles, 1943
Ian Gold, LB.....1996-99.....	Denver Broncos, 2000-03 Tampa Bay Buccaneers, 2004 Denver Broncos, 2005-07	Dwight Hicks, DB.....1974-77.....	San Francisco 49ers, 1979-85 Indianapolis Colts, 1986
Jonathan Goodwin, OG.....1999-2001.....	New York Jets, 2002-05 New Orleans Saints, 2006-10, 2014 San Francisco 49ers, 2011-13	Ivan Hicks, DB.....1984-86.....	Detroit Lions, 1987
Brandon Graham, DE.....2006-09.....	Philadelphia Eagles, 2010-17	Delano Hill, S.....2013-16.....	Seattle Seahawks, 2017
Elvis Grbac, QB.....1989-92.....	San Francisco 49ers, 1993-96 Kansas City Chiefs, 1997-2000 Baltimore Ravens, 2001	Elroy Hirsch, OE-HB-DB.....1943.....	Chicago Rockets (AAFC), 1946-48 Los Angeles Rams, 1949-57
John Greene, OE-DE-DB-BB ..1943.....	Detroit Lions, 1944-50	Leroy Hoard, FB.....1987-89.....	Cleveland Browns, 1990-95 Baltimore Ravens, 1996 Carolina Panthers, 1996 Minnesota Vikings, 1996-99
		Mike Hoban, OG.....1971-73.....	Chicago Bears, 1974
		Victor Hobson, LB.....1999-2002.....	New York Jets, 2003-07 New England Patriots, 2008 Cincinnati Bengals, 2008 Arizona Cardinals, 2008

ALL-TIME PLAYERS IN THE PROS

George Hoey, DB1967-68.....	St. Louis Cardinals, 1971 New England Patriots, 1972-73 San Diego Chargers, 1974 Denver Broncos, 1975 New York Jets, 1975	Jordan Kovacs, DB2009-12.....	Miami Dolphins, 2013-15
Chris Howard, RB1994-97.....	Jacksonville Jaguars, 1998-2000 Oakland Raiders, 2000	Bill Laskey, LB1962-64.....	Buffalo Bills, 1965 Oakland Raiders, 1966-70 Baltimore Colts, 1971-72 Denver Broncos, 1973-74
Desmond Howard, WR1989-91.....	Washington Redskins, 1992-94 Jacksonville Jaguars, 1995 Green Bay Packers, 1996 Oakland Raiders, 1997-98 Green Bay Packers, 1999 Detroit Lions, 1999-2002	Ty Law, DB1992-94.....	New England Patriots, 1995-2004 New York Jets, 2005, 2008 Kansas City Chiefs, 2006-07 Denver Broncos, 2009
Harlan Huckleby, HB1975-78.....	Green Bay Packers, 1980-85	Mike Lazetich, OG-LB1944.....	Cleveland Rams, 1945 Los Angeles Rams, 1946-50
Ben Huff, DL1994-97.....	Atlanta Falcons, 1998-99	Burnie Legette, FB1989-92.....	New England Patriots, 1993-94
Marty Huff, LB1968-70.....	San Francisco 49ers, 1972	Jeremy LeSueur, CB2000-03.....	Denver Broncos, 2004 New York Jets, 2005 Seattle Seahawks, 2005 Cleveland Browns, 2006
Tommy Hughitt, BB-TB-WB-E 1913-15.....	Buffalo All-Americans, 1920-24	Taylor Lewan, OT2010-13.....	Tennessee Titans, 2014-17
Stefan Humphries, OG1980-83.....	Chicago Bears, 1984-86 Denver Broncos, 1987-88	Jourdan Lewis, CB2013-16.....	Dallas Cowboys, 2017
Steve Hutchinson, OG1997-00.....	Seattle Seahawks, 2001-05 Minnesota Vikings, 2006-11 Tennessee Titans, 2012	George Lilja, C-OG-OT1977-80.....	Los Angeles Rams, 1982-83 New York Jets, 1983-84 Cleveland Browns, 1984-86 Dallas Cowboys, 1987
Bob Ingalls, C-LB1939-41.....	Green Bay Packers, 1942	Randy Logan, DB1971-72.....	Philadelphia Eagles, 1973-83
Marlin Jackson, DB2001-04.....	Indianapolis Colts, 2005-09 Philadelphia Eagles, 2010	Jake Long, OT2004-07.....	Miami Dolphins, 2008-13 St. Louis Rams, 2013-15 Atlanta Falcons, 2015 Minnesota Vikings, 2016
Tim Jamison, DE2005-08.....	Houston Texans, 2009-14	Rob Lytle, HB-FB1974-76.....	Denver Broncos, 1977-83
Jon Jansen, OT1995-98.....	Washington Redskins, 1999-2008 Detroit Lions, 2009	Tom Mack, OG1964-65.....	Los Angeles Rams, 1966-78
Trezelle Jenkins, OT1992-94.....	Kansas City Chiefs, 1995-97	Elmer Madar, OE-DB1941-42,46.....	Baltimore Colts (AAFC), 1947
Dan Jilek, LB1973-75.....	Buffalo Bills, 1976-79	Jim Mandich, TE1967-69.....	Miami Dolphins, 1970-77 Pittsburgh Steelers, 1978
Jim Johns, G1920-22.....	Cleveland Bulldogs, 1923 Minneapolis Marines, 1924	Bob Mann, OE1946-47.....	Detroit Lions, 1948-49 Green Bay Packers, 1950-54
Farnham Johnson, DE1943.....	Chicago Rockets (AAFC), 1948	Roy Manning, LB2001-04.....	Green Bay Packers, 2005 Houston Texans, 2006 Buffalo Bills, 2006 Cincinnati Bengals, 2007
Gilvanni Johnson, WR1984-85.....	Detroit Lions, 1987	Mario Manningham, WR2005-07.....	New York Giants, 2008-11, 2014 San Francisco 49ers, 2012-13
Ron Johnson, HB1966-68.....	Cleveland Browns, 1969 New York Giants, 1970-75	Dutch Marion, FB1923-24.....	Detroit Panthers, 1925-26
Tom Johnson, DT1949-51.....	Green Bay Packers, 1952	Doug Marsh, TE1977-79.....	St. Louis Cardinals, 1980-86
Mike Jolly, DB1976-79.....	Green Bay Packers, 1980-83	Mike Martin, DT2008-11.....	Tennessee Titans, 2012-15
Dhani Jones, LB1996-99.....	New York Giants, 2000-03 Philadelphia Eagles, 2004-06 Cincinnati Bengals, 2007-10	Tim Massaquoi, TE2002-05.....	Buffalo Bills, 2007
Bennie Joppru, TE1999-2002.....	Houston Texans, 2003-05	Tony McGee, TE1989-92.....	Cincinnati Bengals, 1993-2001 Dallas Cowboys, 2002
Fred Julian, DB1957-59.....	New York Titans, 1960	Reggie McKenzie, OG1969-71.....	Buffalo Bills, 1972-82 Seattle Seahawks, 1983-84
Cato June, LB1999, 2001-02.....	Indianapolis Colts, 2003-06 Houston Texans, 2009 Chicago Bears, 2009	Greg McMurtry, WR1986-89.....	New England Patriots, 1990-93 Chicago Bears, 1994
Kyle Kalis, OG2013-16.....	Indianapolis Colts, 2017	Bennie McRae, HB1959-61.....	Chicago Bears, 1962-70 New York Giants, 1971
Jack Karwales, E1941-42.....	Chicago Bears, 1946-47 St. Louis Cardinals, 1947	Zoltan Mesko, P2006-09.....	New England Patriots, 2010-12 Pittsburgh Steelers, 2013
Alain Kashama, DE2000-03.....	Chicago Bears, 2004 Seattle Seahawks, 2005	Mark Messner, LB1985-88.....	Los Angeles Rams, 1989
Eric Kattus, TE1981, 83-85.....	Cincinnati Bengals, 1986-91 New York Jets, 1992	Clay Miller, OT-OG1981-85.....	Houston Oilers, 1987
Bill Keating, OG-OT1964-65.....	Denver Broncos, 1966-67 Miami Dolphins, 1967	Bo Molenda, FB-LB-BB1925-26.....	New York Yankees, 1927-28 Green Bay Packers, 1929-32 New York Giants, 1932-35
Tom Keating, DT1961-63.....	Buffalo Bills, 1964-65 Oakland Raiders, 1966-72 Pittsburgh Steelers, 1973 Kansas City Chiefs, 1974-75	David Molk, C2008-11.....	San Diego Chargers, 2012 Philadelphia Eagles, 2014-15
Jack Keefer, TB1922.....	Providence Steamroller, 1926 Dayton Triangles, 1928	Tony Momsen, C1945-46,49-50.....	Pittsburgh Steelers, 1951 Washington Redskins, 1952
Mike Keller, LB1969-71.....	Dallas Cowboys, 1972	Jamie Morris, HB1984-87.....	Washington Redskins, 1988-89 New England Patriots, 1990
Mike Kenn, OT1975-77.....	Atlanta Falcons, 1978-94	Doc Morrison, C-LB1929-31.....	Brooklyn Dodgers, 1933-34
Joe Kerridge, FB2012-15.....	Green Bay Packers, 2016-17	Steve Morrison, LB1990-94.....	Indianapolis Colts, 1995-98
David Key, S1987-90.....	New England Patriots, 1991	John Morrow, C-OG-DE1953-55.....	Los Angeles Rams, 1956-59 Cleveland Browns, 1960-66
Marcus Knight, WR1996-99.....	Oakland Raiders, 2000-02	Greg Morton, DE1974-76.....	Buffalo Bills, 1977
Gene Knutson, DE1951-53.....	Green Bay Packers, 1954, 1956	Jonas Mouton, LB2007-10.....	San Diego Chargers, 2011-12
Bob Kolesar, G1940-42.....	Cleveland Browns (AAFC), 1946		
Ron Kramer, OE-TE1954-56.....	Green Bay Packers 1957, 1959-64 Detroit Lions, 1965-67		

ALL-TIME PLAYERS IN THE PROS

Stan Muirhead, G-T 1921-23	Cleveland Bulldogs, 1924 Dayton Triangles, 1924	Jon Runyan, OT 1993-95	Houston Oilers, 1996 Tennessee Oilers, 1997-98 Tennessee Titans, 1999
Ryan Mundy, S 2003-06	Pittsburgh Steelers, 2008-12 New York Giants, 2013 Chicago Bears, 2014-15 Philadelphia Eagles, 2000-08 San Diego Chargers, 2009	Carl Russ, LB 1972-74
Ed Muransky, OT 1979-81	Los Angeles Raiders, 1982-84 Atlanta Falcons, 1975 New York Jets, 1976-77	Jake Ryan, LB 2011-14
Guy Murdock, C 1969-71	Houston Oilers, 1972 Green Bay Packers, 2015-17	Stephen Schilling, OG 2007-10
John Navarre, QB 2000-03	Arizona Cardinals, 2004-06 San Diego Chargers, 2011-13 Seattle Seahawks, 2014	Todd Schlopy, K 1983-84
Fred Negus, LB-C 1943	Chicago Rockets (AAFC), 1947-49 Chicago Bears, 1950 Buffalo Bills, 1987	Michael Schofield, OG 2010-13
Harry Newman, TB-DB 1930-32	New York Giants 1933-35 Denver Broncos, 2014-16 Los Angeles Chargers, 2017	Thomas Seabron, LB 1975-78
Wally Niemann, C 1915-16	Green Bay Packers, 1922-24 San Francisco 49ers, 1979-80 St. Louis Cardinals, 1980	Paul Seal, TE 1971-73
Frank Nunley, LB 1964-66	San Francisco 49ers, 1967-76 New Orleans Saints, 1974-76 San Francisco 49ers, 1977-79	Paul Seymour, TE 1970-72
Bob Nussbaumer, DB-HB 1943-45	Green Bay Packers, 1946 Washington Redskins, 1947-48 Chicago Cardinals, 1949-50 Green Bay Packers, 1951 Arizona Cardinals, 2005	Ernest Shazor, DB 2002-04
Joe O'Donnell, OG-OT 1960,62-63	Buffalo Bills, 1964-71 Cleveland Browns, 2000-05	Aaron Shea, TE 1996-99
Patrick Omameh, OG 2009-12	Tampa Bay Buccaneers, 2013-14 Chicago Bears, 2015 Jacksonville Jaguars, 2016-17 New York Jets, 1965 Minnesota Vikings, 1967	Arnie Simkus, DT-DE 1962,64
Calvin O'Neal, LB 1974-76	Baltimore Colts, 1978 Cincinnati Bengals, 1980, 1982-86 Green Bay Packers, 1988	Ron Simpkins, LB 1976-79
Shantee Orr, LB 2000-02	Houston Texans, 2003-07 Jacksonville Jaguars, 2007 Buffalo Bills, 1994	Doug Skene, OG 1989-92
Chuck Ortmann, TB-DB-QB ... 1948-50	Pittsburgh Steelers, 1951 Dallas Texans, 1952 Los Angeles Raiders, 1992-95 Carolina Panthers, 1996-97	Greg Skrepenak, T 1988-91
Mel Owens, LB 1977,79-80	Los Angeles Rams, 1981-89 Chicago Bears, 1944-45 Philadelphia Eagles, 1946	Rudy Smeja, OE-DE 1941-43
Jim Pace, HB 1955-57	San Francisco 49ers, 1958 Pittsburgh Steelers, 1977-82 Birmingham (USFL), 1983-85 Los Angeles Raiders, 1985	Jim Smith, WR 1973-76
Rod Payne, C 1993-96	Cincinnati Bengals, 1997-98 Buffalo Americans, 1920-23	Cedric Smith, FB 1915-17
Bubba Paris, OT 1978-81	San Francisco 49ers, 1982-90 Detroit Lions, 1991 Indianapolis Colts, 1991 Miami Dolphins, 2017	De'Veon Smith, RB 2013-16
Dwayne Patmon, S 1997-2000	New York Giants, 2001-02 Pittsburgh Steelers, 1966 San Francisco 49ers, 1966-67 Minnesota Vikings, 1968-70 Philadelphia Eagles, 1971-74	Steve Smith, OT-DE-TE 1963-65
Jabrill Peppers, S 2014-16	Cleveland Browns, 2017 Willie Smith, OG-OT 1956-58	Willie Smith, OG-OT 1956-58
Jack Perrin, BB 1920	Hartford Blues, 1926 Denver Broncos, 1960 Oakland Raiders, 1961	Joe Soboleski, OG-OT-DT-DG 1945-48
Chris Perry, RB 2000-03	Cincinnati Bengals, 2004-08 Chicago Rockets (AAFC), 1949 Washington Redskins, 1949 Detroit Lions, 1950 Dallas Cowboys, 1952 Sylvester Stanley, DT 1989-93
Lowell Perry, OE-HB 1950-52	Pittsburgh Steelers, 1956 New England Patriots, 1994	Paul Staroba, WR 1968-70
Bob Perryman, FB 1983-86	New England Patriots, 1987-89 Dallas Cowboys, 1990 Denver Broncos, 1991-92 Cleveland Browns, 1972 Green Bay Packers, 1973	Glen Steele, DT 1994-97
Mervin Pregulman, C-LB 1941-43	Green Bay Packers, 1946 Detroit Lions, 1947-48 New York Bulldogs, 1949 Cincinnati Bengals, 1998-2003	Larry Stevens, LB 2000-03
Bob Ptacek, QB 1956-58	Cleveland Browns, 1959 Dallas Cowboys, 1969-71 New Orleans Saints, 1972	Tom Stincic, LB 1966-68
Jerry Quaerna, OT 1985-86	Detroit Lions, 1987 Tai Streets, WR 1995-98	Tai Streets, WR 1995-98
Dave Raimey, DB 1960-62	Cleveland Browns, 1964 San Francisco 49ers, 1999-2003 Detroit Lions, 2004	Rich Strenger, OT 1980-82
Bo Rather, WR 1970-72	Miami Dolphins, 1973, 1978 Chicago Bears, 1974-78 Cleveland Browns, 1978 Detroit Lions, 1983-87	Sam Sword, LB 1995-98
Marcus Ray, DB 1995-98	Oakland Raiders, 1999 Oakland Raiders, 1999 Indianapolis Colts, 2000-02	Mike Taylor, LB 1969-71
Rob Renes, NT 1996-99	Indianapolis Colts, 2000 New York Jets, 1972-73	David Terrell, WR 1998-00
Dan Rice, FB 1982	Cincinnati Bengals, 1987 Chicago Bears, 2001-04 Denver Broncos, 2005	Anthony Thomas, TB 1997-00
Lawrence Ricks, HB 1979-82	Kansas City Chiefs, 1983-84 Chicago Bears, 2001-04 Dallas Cowboys, 2005 New Orleans Saints, 2005 Buffalo Bills, 2006-07 Dymonte Thomas, S 2013-16
Jay Riemersma, TE 1992-95	Buffalo Bills, 1996-2002 Pittsburgh Steelers, 2003-04 Tampa Bay Buccaneers, 1983-84 Detroit Lions, 1987	Robert Thompson, LB 1979-82
Dick Rifenburg, OE 1946-48	Detroit Lions, 1950 Bob Thornbladh, LB 1971-73	Bob Thornbladh, LB 1971-73
Garland Rivers, DB 1983-86	Chicago Bears, 1987 Kansas City Chiefs, 1974	Bob Timberlake, QB 1962-64
Denard Robinson, RB 2009-12	Jacksonville Jaguars, 2013-16 New York Giants, 1965	Amani Toomer, WR 1992-95
Doug Roby, HB 1921-22	Cleveland Bulldogs, 1923 New York Giants, 1996-2008 Kansas City Chiefs, 2009 Ted Topor, LB 1950-52
Roman Rosatti, T 1922	Cleveland Bulldogs, 1923 Green Bay Packers, 1924, 1926-27 New York Giants, 1928 Detroit Lions, 1955	
Carlton Rose, LB 1980-83	Washington Redskins, 1987		
Rocky Rosema, LB 1965-67	St. Louis Cardinals, 1968-71		
John Rowser, DB 1963,65-66	Green Bay Packers, 1967-69 Pittsburgh Steelers, 1970-73 Denver Broncos, 1974-76		
Jake Rudock, QB 2015	Detroit Lions, 2016-17		

ALL-TIME PLAYERS IN THE PROS

Bob Topp, OE.....	1952-53	New York Giants, 1954-56
Fitzgerald Toussaint, RB	2010-13	Baltimore Ravens, 2014
.....		Pittsburgh Steelers, 2015-17
Brian Townsend, LB.....	1988-91	Cincinnati Bengals, 1992
Morgan Trent, CB.....	2005-08	Cincinnati Bengals, 2009-11
.....		Indianapolis Colts, 2011
.....		Jacksonville Jaguars, 2011
Jerame Tuman, TE	1995-98	Pittsburgh Steelers, 1999-2007
.....		Arizona Cardinals, 2008
Eddie Usher, WB-HB-TB-FB-E .	1918-20	Buffalo All-Americans, 1921
.....		Rock Island Independents, 1922
.....		Green Bay Packers, 1922-24
.....		Kansas City Blues, 1924
.....		Detroit Tigers, 1925
Jon Vaughn, RB.....	1989-90	New England Patriots, 1991-92
.....		Seattle Seahawks, 1993-94
.....		Kansas City Chiefs, 1994
Ernie Vick, C-G-T	1918-21	Chicago Bears, 1927-28
.....		Detroit Wolverines, 1928
Rick Volk, DB.....	1964-66	Baltimore Colts, 1967-75
.....		New York Giants, 1976
.....		Minnesota Vikings, 1977-78
.....		Miami Dolphins, 1978
Derrick Walker, TE	1986-89	San Diego Chargers, 1990-93
.....		Kansas City Chiefs, 1994-98
.....		Oakland Raiders, 1999
Marquise Walker, WR.....	1998-2001	Tampa Bay Buccaneers, 2002
Carl Ward, DB	1964-66	Cleveland Browns, 1967-68
.....		New Orleans Saints, 1969
Gabe Watson, DT	2002-05	Arizona Cardinals, 2006-10
.....		New York Giants, 2011
Andre Weathers, CB.....	1995-98	New York Giants, 1999-2001
Tripp Welborne, S	1987-90	Minnesota Vikings, 1992
Bob Westfall, FB-LB-TB.....	1939-41	Detroit Lions, 1945-47
Tyrone Wheatley, RB.....	1991-94	New York Giants, 1995-98
.....		Oakland Raiders, 1999-2004
Gerald White, FB	1984-86	Dallas Cowboys, 1987
Paul White, HB-DB	1941-43,46	Pittsburgh Steelers, 1947
James Whitley, CB	1997-99	St. Louis Rams, 2002-03
.....		Green Bay Packers, 2003
Bob Wiese, DB-HB-LB	1942-44,46	Detroit Lions, 1947-48
Matt Wile, P.....	2011-14	Atlanta Falcons, 2016
.....		Arizona Cardinals, 2016
Clarence Williams, RB.....	1995-98	Arizona Cardinals, 1999-2000
Josh Williams, DT	1996-99	Indianapolis Colts, 2000-05
Maurice Williams, OT.....	1997-00	Jacksonville Jaguars, 2001-09
.....		Detroit Lions, 2009
.....		Denver Broncos, 2010
Jarrod Wilson, S.....	2012-15	Jacksonville Jaguars, 2016-17
Albert Wistert, OT-DT-OG.....	1940-42	Phil-Pitt Steagles, 1943-44
.....		Philadelphia Eagles, 1944-51
LaMarr Woodley, OLB.....	2003-06	Pittsburgh Steelers, 2007-13
.....		Oakland Raiders, 2014
.....		Arizona Cardinals, 2015
Pierre Woods, OLB.....	2002-05	New England Patriots, 2006-09
.....		Buffalo Bills, 2010
Charles Woodson, CB.....	1995-97	Oakland Raiders, 1998-2005
.....		Green Bay Packers, 2006-12
.....		Oakland Raiders, 2013-15
Butch Woolfolk, FB-HB.....	1978-81	New York Giants, 1982-84
.....		Houston Oilers, 1985-86
.....		Detroit Lions, 1987-88
Chris Wormley, DT/DE.....	2013-16	Baltimore Ravens, 2017
Bill Yearby, DE.....	1963-65	New York Jets, 1966
Roger Zatkoff, LB-DE	1950-52	Green Bay Packers, 1953-56
.....		Detroit Lions, 1957-58
Chris Ziemann, OT.....	1996-99	New York Giants, 2000

* Played, but did not letter

ALL-TIME NFL ROSTERS



Arizona Cardinals Cardinals

Draft Choices

Year	Pick	Rd	Name	Pos
1947	29	5	Bob Callahan	C
1956	23	5	Tony Branoff	B
1957	2	2	Tom Maentz	E
1962	14	5	George Mans	E
1966	5	5	Jack Clancy	FL
1968	123	5	Rocky Rosema	LB
1970	127	5	Barry Pierson	DB
1971	43	2	Dan Dierdorf	T
1972	57	3	Tom Beckman	DE
1980	6	1	Curtis Greer	DE
1980	33	2	Doug Marsh	TE
2003	202	7	John Navarre	QB
2006	107	4	Gabe Watson	DT
2007	33	2	Alan Branch	DT
2007	142	5	Steve Breaston	WR/RS
2018	97	3	Mason Cole	OL

All-Time Roster

Name	Pos	Years
Howard Auer	T	1933
Tom Beckman	DE	1972
Gordon Bell	RB	1978-79
Alan Branch	DT	2007-10
Steve Breaston	WR/KR/PR	2007-10
Ralph Clayton	WR-FB	1981
Kenny Demens	LB	2013-15
Dan Dierdorf	OT-OG-C	1971-83
Jay Feely	PK	2010-13
Larry Foote	LB	2014
Curtis Greer	DE	1980-88
Thomas Guynes	OG	1997-98
Victor Hobson	LB	2008
George Hoey	DB	1971
Jack Karwales	E	1947
Doug Marsh	TE	1980-86
John Navarre	QB	2004-06
Bob Nussbaumer	DB-HB	1949-50
Rocky Rosema	LB	1968-71
Thomas Seabron	LB	1980
Ernest Shazor	DB	2005
Jerame Tuman	TE	2008
Gabe Watson	DT	2006-10
Matt Wile	P	2016
Clarence Williams	RB	1999-2000
LaMarr Woodley	OLB	2015



Atlanta Falcons Falcons

Draft Choices

Year	Pick	Rd	Name	Pos
1972	109	5	Billy Taylor	RB
1974	173	7	James Cooder	T/G
1975	315	13	Carl Russ	LB
1978	13	1	Mike Kenn	T

All-Time Roster

Name	Pos	Years
Chris Calloway	WR	1999
William Carr	NT	2001
Evan Cooper	DB	1988-89
Jay Feely	PK	2001-04
Ali Haji-Sheikh	K	1986
Mercury Hayes	WR	1997
Ben Huff	DL	1998-99
Mike Kenn	OT	1978-94
Jake Long	OT	2015
Carl Russ	LB	1975
Matt Wile	P	2016



Carolina Panthers Panthers

Draft Choices

Year	Pick	Rd	Name	Pos
1996	8	1	T. Biakabutuka	RB
2015	41	2	Devin Funchess	WR

All-Time Roster

Name	Pos	Years
Jason Avant	WR	2014
T. Biakabutuka	RB	1996-2001
Matt Elliott	OG	1995-97
Devin Funchess	WR	2015-17
Jim Harbaugh	QB	2001
Leroy Hoard	FB	1996
Greg Skrepenak	T	1996-97



Chicago Bears Bears

Draft Choices

Year	Pick	Rd	Name	Pos
1941	1	1	Tom Harmon	B
1944	2	2	Rudy Smeja	E
1945	1	1	Don Lund	B
1945	28	5	Don Robinson	B
1950	10	1	Al Wahl	T
1951	17	1	Don Dufek	B
1959	8	1	Willie Smith	T
1962	2	2	Bennie McRae	B
1962	5	5	Bill Tunnicliff	FB
1966	18	1	Chuck Kines	T
1973	395	16	Bill Hart	C
1974	20	1	Dave Gallagher	DE/DT
1982	146	6	Kurt Becker	G
1984	71	3	Stefan Humphries	G
1987	26	1	Jim Harbaugh	QB
1990	284	11	Brent White	DT
2001	8	1	David Terrell	WR
2001	38	2	Anthony Thomas	TB

All-Time Roster

Name	Pos	Years
Kurt Becker	OG-OT	1982-90
Todd Collins	QB	2010
Dave Gallagher	DT-DE	1974
Jay Feely	PK	2014
Paul Goebel	E	1925
Brian Griese	QB	2006-07
Jim Harbaugh	QB	1987-93
Clint Haslerig	WR-HB	1974
Bill Hewitt	OE-DE	1932-36
Mike Hoban	OG	1974
Stefan Humphries	OG	1984-86
Cato June	LB	2009
Jack Karwales	E	1946-47
Alain Kashama	DE	2004
Greg McMurtry	WR	1994
Bennie McRae	HB	1962-70
Ryan Mundy	S	2014-15
Fred Negus	LB-C	1950
Patrick Omameh	OG	2015
Bo Rather	WR	1974-78
Garland Rivers	DB	1987
David Terrell	WR	2001-04
Anthony Thomas	TB	2001-04
Rudy Smeja	OE-DE	1944-45
Ernie Vick	C-G-T	1927-28



Dallas Cowboys Cowboys

Draft Choices

Year	Pick	Rd	Name	Pos
1961	28	5	Bill Stine	G
1962	8	8	Ken Tureaud	B
1969	68	3	Tom Stincic	LB
1972	64	3	Mike Keller	LB
1982	101	4	Brian Carpenter	DB
1983	220	8	Lawrence Ricks	RB
1985	17	1	Kevin Brooks	DE
1991	291	11	Tony Boles	RB
2017	28	1	Taco Charlton	DE
2017	92	3	Jourdan Lewis	CB

All-Time Roster

Name	Pos	Years
Bobby Abrams	LB	1992-93
Kevin Brooks	DT-DE	1985-88
Taco Charlton	DE	2017
Drew Henson	QB	2004-05
Mike Keller	LB	1972
Jourdan Lewis	CB	2017
George Lijja	C-OG-OT	1987
Tom McGee	TE	2002
Bob Perryman	FB	1990
Joe Soboleski	OG-OT-DT-DG	1952
Tom Stincic	LB	1969-71
Anthony Thomas	RB	2005
Gerald White	FB	1987



Detroit Lions Lions

Draft Choices

Year	Pick	Rd	Name	Pos
1942	1	1	Bob Westfall	B
1943	12	5	Bob Kolesar	G
1944	5	5	John Greene	T
1944	11	1	Paul White	B
1944	14	1	Bill Pritula	C
1944	29	5	Bob Derleth	T
1945	3	3	Bob Wiese	B
1947	5	5	Bob Chappuis	B
1947	10	10	Chalmers Elliott	B
1947	20	20	Elmer Madar	E
1947	21	21	J.T. White	E
1948	15	15	Pete Elliott	B
1948	17	17	Quentin Sicksels	G
1949	24	24	Oswald Clark	E
1951	27	27	Harry Allis	E
1953	15	15	Ted Topor	B
1955	26	26	Duncan McDonald	B
1957	3	3	Terry Barr	B
1960	15	15	Darrell Harper	HB
1962	9	9	Todd Grant	C
1962	20	20	Bob Brown	E
1969	346	14	George Hoey	FL
1971	125	5	Pete Newell	G
1975	144	6	Dennis Franklin	QB/WR
1975	219	9	Steve Strinko	LB
1978	150	6	Dwight Hicks	DB
1981	264	10	Andy Cannavino	LB
1983	40	2	Rick Strenger	T
1987	92	4	Garland Rivers	DB
2001	18	1	Jeff Backus	OT
2016	95	3	Graham Glasgow	C
2016	191	6	Jake Rudock	QB

All-Time Roster

Name	Pos	Years
Jeff Backus	OT	2001-12
Terry Barr	FL-DB-HB	1957-65
Mike Bass	DB	1967
Chuck Bernard	C-LB	1934
Kevin Brooks	DT-DE	1989-90
Corwin Brown	S	1999-2000
Anthony Carter	WR	1994-95

Julius Curry	S	2003
Fred Dawley	FB-LB	1944
Jerry Diorio	TE	1987
Scott Dreisbach	QB	2001
Stan Edwards	FB-HB	1987
Larry Foote	LB	2009
Dennis Franklin	WR	1975-76
Dennis Franks	C	1979
Ed Frutig	OE-DB-DE	1945-46
Dave Gallagher	DT-DE	1978-79
Graham Glasgow	C	2016-17
John Greene	OE-DE-DB-BB	1944-50
James Hall	DE	2000-06
John Henderson	WR-OE-FL	1965-67
Drew Henson	QB	2008
Ivan Hicks	DB	1987
Desmond Howard	WR	1999-2002
Jon Jansen	OT	2009
Gilvanni Johnson	WR	1987
Ron Kramer	OE-TE	1965-67
Bob Mann	OE	1948-49
Bubba Paris	OT	1991
Mervin Pregulman	C-LB	1947-48
Jerry Quarna	OT	1987
Dick Rifenburg	OE	1950
Jake Rudock	QB	2016-17
Joe Soboleski	OG-OT-DT-DG	1950
Tai Streets	WR	2004
Rich Strenger	OT	1983-87
Robert Thompson	LB	1987
Ted Topor	LB	1955
Bob Westfall	FB-LB-TB	1945-47
Bob Wiese	DB-HB-LB	1947-48
Maurice Williams	OT	2009
Eric Wilson	DT	2001
Butch Woolfolk	FB-HB	1987-88
Roger Zatkoff	LB-DE	1957-58



Green Bay Packers Packers

Draft Choices

Year	Pick	Rd	Name	Pos
1939	17	17	Jack Brennan	G
1940	15	15	Archie Kodros	C
1941	3	3	Ed Frutig	E
1942	6	6	Joe Rogers	E
1942	16	16	Bob Ingalls	C
1944	1	1	Mervin Pregulman	G
1944	2	2	Tom Kussbaum	B
1946	2	2	Bob Nussbaumer	B
1946	5	5	Art Renner	E
1949	2	2	Dan Dworsky	C
1951	9	9	Dick McWilliams	T
1951	12	12	Carl Kreager	C
1952	6	6	Tom Johnson	T
1952	17	17	Don Peterson	B
1953	5	5	Roger Zatkoff	T
1954	10	10	Gene Knutson	E
1955	12	12	Art Walker	T
1955	14	14	Fred Baer	B
1957	1	1	Jon Kramer	E
1962	5	5	Jon Schopf	G
1964	3	3	Joe O'Donnell	G
1967	78	3	John Rowser	DB
1967	314	12	Mike Bass	DB
1970	120	5	Cecil Pryor	DE
1974	246	10	Doug Trzozak	DT
1978	26	1	John Anderson	LB
2015	129	4	Jake Ryan	LB

All-Time Roster

Name	Pos	Years
John Anderson	LB	1978-89
Don Bracken	P	1985-90
Jack Brennan	G	1939
Dave Brown	DB	1987-90
Jack Clancy	WR-FL	1970
Len Ford	E	1958
Ed Frutig	OE-DB-DE	1941, 1945
Desmond Howard	WR	1996, 1999
Harlan Huckleby	HB	1980-85

ALL-TIME NFL ROSTERS

Bob Ingalls, C-LB.....	1942
Tom Johnson, DT.....	1952
Mike Jolly, DB.....	1980-83
Joe Kerridge, FB.....	2016-17
Gene Knutson, DE.....	1954, 1956
Ron Kramer, OE-TE.....	1957-64
Bob Mann, OE.....	1950-54
Roy Manning, LB.....	2005
Bo Molenda, FB-LB-BB.....	1929-32
Wally Niemann, C.....	1922-24
Bob Nussbaumer, DB-HB.....	1946,51
Mervin Pregulman, C-LB.....	1946
Roman Rosatti, T.....	1924-27
John Rowser, DB.....	1967-69
Jake Ryan, LB.....	2015-17
Ron Simpkins, LB.....	1988
Paul Staroba, WR.....	1973
Eddie Usher, WB-HB-TB-FB-E.....	1922-24
James Whitley, DB.....	2003
Charles Woodson, DB.....	2006-12
Roger Zatkoff, LB-DE.....	1953-56



Los Angeles Rams

Draft Choices

Year...Pick...Rd... Name, Pos	Years
1947.....14.....Ralph Chubb, B	
1951.....5.....Tony Momsen, C	
1956.....28.....John Morrow, T	
1958.....28.....Grody Morrow, E	
1966.....1.....Tom Mack, T	
1976...323...13.....Clint Spearman, LB	
1981...9.....Mel Owens, LB	
1981...104...4.....George Lilja, C	
1989...161...6.....Mark Messner, DT	
1992...281...9.....Brian Townsend, OLB	

All-Time Roster

Name, Pos.....	Years
Kurt Becker, OG-OT.....	1989
Don Bracken, P.....	1992
Steve Everitt, C.....	2000
James Hall, DE.....	2007-11
Tom Harmon, HB-DB.....	1946-47
Eloy Hirsch, OE-HB-DB.....	1949-57
Mike Lazetich, OG-LB.....	1945-50
George Lilja, C-OG-OT.....	1982-83
Jake Long, OT.....	2013-15
Tom Mack, OG.....	1966-78
Mark Messner, LB.....	1989
John Morrow, C-OG-DE.....	1956-59
Mel Owens, LB.....	1981-89
James Whitley, CB.....	2002-03



Minnesota Vikings

Draft Choices

Year...Pick...Rd... Name, Pos	Years
1964.....4.....Tom Keating, T	
1970...441...17.....Brian Healy, DB	
1979...129...5.....Jerry Meter, LB	
1991...180...7.....Tripp Welborne, DB	
2017...120...4.....Ben Gedeon, LB	

All-Time Roster

Name, Pos.....	Years
Bobby Abrams, LB.....	1993-94
Derrick Alexander, WR.....	2002
Anthony Carter, WR.....	1985-93
Ben Gedeon, LB.....	2017
Clint Haslerig, WR-HB.....	1975
John Henderson, WR-OE-FL.....	1968-72
Leroy Hoard, FB.....	1996-99
Steve Hutchinson, OG.....	2006-11
Jake Long, OT.....	2016
Arnie Simkus, DT-DE.....	1967
Steve Smith, OT-DE-TE.....	1968-70
Rick Volk, DB.....	1977-78
Tripp Welborne, S.....	1992



New Orleans Saints

Draft Choices

Year...Pick...Rd... Name, Pos	Years
1968...169...7.....Ray Phillips, G	
1971...132...6.....Don Moorhead, RB	
1974...36.....2.....Paul Seal, TE	
1974...373...15.....Larry Cipa, QB	
1974...398...16.....Don Coleman, LB	
1975...241...10.....Chuck Heater, RB	
1979...120...5.....Harlan Huckleby, RB	
1980...96.....4.....Mike Jolly, DB	
1996...136...5.....Mercury Hayes, WR	
2008...237...7.....Adrian Arrington, WR	

All-Time Roster

Name, Pos.....	Years
Adrian Arrington, WR.....	2008-12
Steve Breaston, WR.....	2013
Mark Campbell, TE.....	2006-08
Gil Chapman, WR.....	1975
Larry Cipa, QB.....	1974-75
Don Coleman, LB.....	1974-75
Jonathan Goodwin, C.....	2006-10, 2014
Mercury Hayes, WR.....	1996-97
Paul Seal, TE.....	1974-76
Tom Stincin, LB.....	1972
Anthony Thomas, RB.....	2005
Carl Ward, DB.....	1969



New York Giants

Draft Choices

Year...Pick...Rd... Name, Pos	Years
1947.....19.....Joe Ponsetto, B	
1948.....12.....Jim Brieske, C	
1949.....9.....Joe Soboleski, C	
1949.....17.....Wally Teninga, B	
1954.....13.....Bob Topp, E	
1957.....25.....Jerry Goebel, C	
1965.....3.....Bob Timberlake, QB	
1972...419...17.....Fritz Seyferth, RB	
1976...104...4.....Gordon Bell, RB	
1981...197...8.....John Powers, G	
1982...18.....1.....Butch Woolfolk, RB	
1983...237...9.....Ali Haji-Sheikh, K	
1988...36.....2.....John Elliott, OT	
1991...27.....1.....Jarrod Bunch, FB	
1995...17.....1.....Tyrone Wheatley, RB	
1996...34.....2.....Amani Toomer, WR	
1999...205...6.....Andre Weathers, CB	
2000...177...6.....Dhani Jones, LB	
2003...240...7.....Charles Drake, S	
2008...95.....3.....M. Manningham, WR	

All-Time Roster

Name, Pos.....	Years
Bobby Abrams, LB.....	1990-92
David Baas, OG.....	2011-13
Gordon Bell, RB.....	1976-77
Stevie Brown, S.....	2012, 2014
Jarrod Bunch, RB.....	1993-94
Chris Calloway, WR.....	1992-98
Brian Carpenter, DB.....	1982
John Elliott, OT.....	1988-95
Jay Feely, PK.....	2005-06
Benny Friedman, TB-DB-QB.....	1929-31
Dave Gallagher, DT-DE.....	1975-76
Chris Godfrey, G.....	1984-87
Ali Haji-Sheikh, K.....	1983-85
Leon Hall, CB.....	2016
Ron Johnson, HB.....	1970-75
Dhani Jones, LB.....	2000-03
Mario Manningham, WR.....	2008-11, 2014
Bennie McRae, HB.....	1971
Bo Molenda, FB-LB-BB.....	1932-35
Ryan Mundy, S.....	2013
Harry Newman, TB-DB.....	1933-35

Dwayne Patmon, S.....	2001-02
Roman Rosatti, T.....	1928
Bob Timberlake, QB.....	1965
Amani Toomer, WR.....	1996-2008
Bob Topp, OE.....	1954-56
Rick Volk, DB.....	1976
Gabe Watson, DT.....	2011
Andre Weathers, CB.....	1999-2001
Tyrone Wheatley, RB.....	1995-98
Butch Woolfolk, FB-HB.....	1982-84
Chris Ziemann, OT.....	2000



Philadelphia Eagles

Draft Choices

Year...Pick...Rd... Name, Pos	Years
1943.....5.....Albert Wistert, T	
1948.....12.....Dick Kempthorn, B	
1948.....13.....Dick Rifenburg, E	
1948.....15.....Ralph Kohl, T	
1953.....22.....Larry LeClaire, B	
1957.....21.....Charley Brooks, E	
1957.....28.....Clem Corona, G	
1965.....5.....John Henderson, E	
1973...55.....3.....Randy Logan, DB	
1984...88.....4.....Evan Cooper, DB	
1993...217...8.....Doug Skene, OT	
2006...109...4.....Jason Avant, WR	
2010...13.....1.....Brandon Graham, DE	

All-Time Roster

Name, Pos.....	Years
Howard Auer, T.....	1933
Jason Avant, WR.....	2006-14
Evan Cooper, DB.....	1984-87
Steve Everitt, C.....	1997-99
Dennis Franks, C.....	1976-78
Ralph Fritz, G.....	1941
Brandon Graham, DE.....	2010-17
Bill Hewitt, OE-DE.....	1936-39, 43
Marlin Jackson, CB.....	2010
Dhani Jones, LB.....	2004-05
Randy Logan, DB.....	1973-83
David Molk, C.....	2014-15
Jon Runyan, OT.....	2000-08
Rudy Smeja, OE-DE.....	1946
Steve Smith, OT-DE-TE.....	1971-74
Albert Wistert, OT-DT-OG.....	1943-51



San Francisco 49ers

Draft Choices

Year...Pick...Rd... Name, Pos	Years
1947...14.....2.....Bob Wiese, B	
1948...118...18.....Bill Pritula, T	
1958.....1.....Jim Pace, B	
1966.....5.....Steve Smith, E	
1967...62.....3.....Frank Nunley, LB	
1971...127...5.....Marty Huff, LB	
1974...83.....4.....Clint Haslerig, WR	
1974...347...14.....Walt Williamson, DE	
1978...47.....2.....Walt Downing, G	
1979...111...5.....Tom Seabron, LB	
1982...29.....2.....Bubba Paris, T	
1987...134...5.....Paul Jokisch, WR	
1993...219...8.....Elvis Grbac, QB	
1999...171...6.....Tai Streets, WR	
2005...33.....2.....David Baas, OG/C	

All-Time Roster

Name, Pos.....	Years
David Baas, OG.....	2005-10
Jack Carpenter, T.....	1949
William Carr, NT.....	2000
Walt Downing, OG-C.....	1978-83
Braylon Edwards, WR.....	2011
Jonathan Goodwin, C.....	2011-13
Elvis Grbac, QB.....	1993-96
Leon Hall, CB.....	2017

Marty Huff, LB.....	1972
Dwight Hicks, DB.....	1979-85
Mario Manningham, WR.....	2012-13
Frank Nunley, LB.....	1967-76
Jim Pace, HB.....	1958
Bubba Paris, OT.....	1982-90
Thomas Seabron, LB.....	1979-80
Paul Seal, TE.....	1977-79
Steve Smith, OT-DE-TE.....	1966-67
Tai Streets, WR.....	1999-2003



Seattle Seahawks

Draft Choices

Year...Pick...Rd... Name, Pos	Years
1976...126...5.....Don Dufek, DB	
2001...17.....1.....Steve Hutchinson, OG	
2015...63.....2.....Frank Clark, DE	
2017...95.....3.....Delano Hill, S	
2017...106...3.....Amara Darboh, WR	

All-Time Roster

Name, Pos.....	Years
Jamar Adams, S.....	2008
Alan Branch, DT.....	2011-12
Dave Brown, DB.....	1976-86
Frank Clark, DE.....	2015-17
Amara Darboh, WR.....	2017
Don Dufek, DB.....	1976-77, 1979-84
Braylon Edwards, WR.....	2012
Chris Godfrey, G.....	1988
Delano Hill, S.....	2017
Steve Hutchinson, OG.....	2001-05
Alain Kashama, DE.....	2005
Reggie McKenzie, OG.....	1983-84
Stephen Schilling, OG.....	2014
Jon Vaughn, RB.....	1993-94



Tampa Bay Buccaneers

Draft Choices

Year...Pick...Rd... Name, Pos	Years
1986...306...12.....Clay Miller, G	
1988...107...4.....Monte Robbins, P	
2002...86.....3.....Marquise Walker, WR	
2006...244...7.....Tim Massaquoi, TE	

All-Time Roster

Name, Pos.....	Years
B.J. Askew, RB.....	2007-09
Ian Gold, LB.....	2004
Brian Griese, QB.....	2004-05, 08
Cato June, LB.....	2007-08
Patrick Omahame, OG.....	2013-14
Robert Thompson, LB.....	1983-84
Marquise Walker, WR.....	2002

ALL-TIME NFL ROSTERS



Washington Redskins

Draft Choices

Year	Pick	Rd	Name	Pos
1941 1	Forest Evashevski, B	
1946 15	Mike Prashaw, T	
1948 4	Jack Wiesenburger, B	
1949 9	Ed McNeill, E	
1955 20	Ron Geyer, T	
1958 5	Jim VanPelt, QB	
1959 11	Jerry Marcinak, G	
1961 15	Bob Johnson, E	
1972	... 255	... 10	Mike Oldham, WR	
1976	... 364	... 13	Waymon Britt, DB/WR	
1988	... 109	... 4	Jamie Morris, RB	
1992	... 4	Desmond Howard, FL	
1992	... 336	... 12	Matt Elliott, OL	
1999	... 37	... 2	Jon Jansen, OT	
2007	... 216	... 7	Tyler Ecker, TE	

All-Time Roster

Name	Pos	Years
Erick Anderson, LB	1994
Mike Bass, DB	1969-75
David Brandt, C	2001
Brian Carpenter, DB	1983-84
Todd Collins, QB	2006-09
Matt Elliott, OG	1992-94
Ali Haji-Sheikh, K	1987
Desmond Howard, WR	1992-94
Jon Jansen, OT	1999-2008
Tony Momsen, C	1952
Jamie Morris, HB	1988-89
Bob Nussbaumer, DB-HB	1947-48
Carlton Rose, LB	1987
Joe Soboleski, OG-OT-DT-DG	1949



Baltimore Ravens

Draft Choices

Year	Pick	Rd	Name	Pos
2007	... 207	... 6	Prescott Burgess, LB	
2016	... 132	... 4	Willie Henry, DE	
2017	... 74	... 3	Chris Wormley, DE/DT	

All-Time Roster

Name	Pos	Years
Derrick Alexander, WR	1996-97
Brennen Buyer, LB	2016
Prescott Burgess, LB	2007-09, 2009-11
Steve Everitt, C	1996
Elvis Grbac, QB	2001
Jim Harbaugh, QB	1998
Willie Henry, DE	2016-17
Leroy Hoard, FB	1996
Fitzgerald Toussaint, RB	2014
Chris Wormley, DE/DT	2017



Buffalo Bills

Draft Choices

Year	Pick	Rd	Name	Pos
1960 2	Darrell Harper, HB	
1964 5	Tom Keating, T	
1964 13	Joe O'Donnell, G/LB	
1965 13	Bob Timberlake, QB	

1965 17	John Henderson, E	
1972	... 27	... 2	Reggie McKenzie, G	
1973	... 7	Paul Seymour, T	
1975	... 166	... 7	Gil Chapman, RB	
1975	... 175	... 7	Harry Banks, DB	
1975	... 279	... 11	Tom Drake, DB	
1976	... 110	... 4	Dan Jilek, LB	
1977	... 197	... 8	Greg Morton, DT	
1989	... 109	... 4	John Kolesar, FL	
1995	... 45	... 2	Todd Collins, QB	
1995	... 244	... 7	Jay Riemersma, TE	

All-Time Roster

Name	Pos	Years
Alan Branch, DT	2013
Mark Campbell, TE	2003-05
Brian Carpenter, DB	1984
Todd Collins, QB	1995-97
Darrell Harper, HB	1960
Clint Haslerig, WR-HB	1974-75
Dan Jilek, LB	1976-79
Tom Keating, DT	1964-65
Bill Laskey, LB	1965
Tim Massaquoi, TE	2007
Reggie McKenzie, OG	1972-82
Greg Morton, DE	1977
Joe O'Donnell, OG-OT	1964-71
Jay Riemersma, TE	1996-2002
Todd Schlopy, K	1987
Paul Seymour, TE	1973-77
Anthony Thomas, RB	2006-07
Pierre Woods, OLB	2010



Cincinnati Bengals

Draft Choices

Year	Pick	Rd	Name	Pos
1978	... 294	... 11	Mark Donahue, G	
1980	... 167	... 7	Ron Simpkins, LB	
1982	... 194	... 7	Ben Needham, LB	
1986	... 65	... 3	Mike Hammerstein, DT	
1986	... 91	... 4	Eric Kattus, TE	
1993	... 37	... 2	Tony McGee, TE	
1997	... 76	... 3	Rod Payne, C	
1997	... 217	... 7	William Carr, NT	
1998	... 105	... 4	Glen Steele, DT	
2004	... 26	... 1	Chris Perry, RB	
2007	... 18	... 1	Leon Hall, CB	
2009	... 179	... 6	Morgan Trent, CB	
2017	... 138	... 4	Ryan Glasgow, DT	

All-Time Roster

Name	Pos	Years
William Carr, NT	1997
Mark Donahue, OG	1978-79
Ryan Glasgow, DT	2017
Leon Hall, CB	2007-15
Mike Hammerstein, DE-NT	1986-90
Dhani Jones, LB	2007-10
Eric Kattus, TE	1986-91
Tony McGee, TE	1993-2001
Rod Payne, C	1997-98
Chris Perry, RB	2004-08
Dan Rice, FB	1987
Ron Simpkins, LB	1980, 1982-86
Glen Steele, DT	1998-2003
Larry Stevens, LB	2004-05
Brian Townsend, LB	1992
Morgan Trent, CB	2009-11



Cleveland Browns

Draft Choices

Year	Pick	Rd	Name	Pos
1947	... 8	... 1	Bob Chappuis, B	
1947	... 24	... 3	Jack Carpenter, T	
1949 1	Gene Derricotte, B	
1949 2	Dick Kempthorn, B	
1949 5	Ed McNeill, E	

1949 29	Joe Soboleski, T	
1957 7	Mike Rotunno, C	
1959 4	Gary Prahst, E	
1959 8	Bob Ptacek, QB	
1963 9	Dave Raimey, B	
1964 15	John Houtman, T	
1965 6	Arnie Simkus, T	
1965 16	Mel Anthony, FB	
1967	... 83	... 4	Carl Ward, HB	
1968	... 238	... 9	David Porter, DT	
1969	... 20	... 1	Ron Johnson, RB	
1971	... 66	... 3	Paul Staroba, WR	
1972	... 18	... 1	Thom Darden, DB	
1990	... 45	... 2	Leroy Hoard, RB	
1993	... 14	... 1	Steve Everitt, C	
1994	... 29	... 1	Derrick Alexander, WR	
2000	... 110	... 4	Aaron Shea, FB	
2005	... 3	... 1	Braylon Edwards, WR	
2017	... 25	... 1	Jabrill Peppers, S	

All-Time Roster

Name	Pos	Years
Bobby Abrams, LB	1992
Derrick Alexander, WR	1994-95
Keith Bostic, DB	1990
Mark Campbell, TE	1999-2002
Thom Darden, DB	1972-81
Braylon Edwards, WR	2005-09
Steve Everitt, C	1993-95
Chris Floyd, FB	2000
Len Ford, E	1950-57
Leroy Hoard, FB	1990-95
Ron Johnson, HB	1969
Bob Kolesar, G	1946
George Lilja, C-OG-OT	1984-86
John Morrow, C-OG-DE	1960-66
Jabrill Peppers, S	2017
Bob Ptacek, QB	1959
Dave Raimey, DB	1964
Aaron Shea, TE	2000-05
Paul Staroba, WR	1972
Carl Ward, DB	1967-68



Denver Broncos

Draft Choices

Year	Pick	Rd	Name	Pos
1962 23	Ken Tureaud, HB	
1976	... 252	... 9	Jim Czirr, C	
1977	... 45	... 2	Rob Lytle, RB	
1979	... 132	... 5	Rick Leach, QB	
1980	... 131	... 5	Mike Harden, DB	
1998	... 91	... 3	Brian Griese, QB	
1998	... 153	... 5	Chris Howard, RB	
2000	... 40	... 2	Ian Gold, LB	
2014	... 95	... 3	Michael Schofield, OG	
2017	... 145	... 5	Jake Butt, TE	

All-Time Roster

Name	Pos	Years
Ian Gold, LB	2000-03, 2005-07
Brian Griese, QB	1998-2002
Mike Harden, DB	1980-88
George Hoey, DB	1975
Stefan Humphries, OG	1987-88
Bill Keating, OG-OT	1966-67
Bill Laskey, LB	1973-74
Ty Law, CB	2009
Jeremy LeSueur, CB	2004
Rob Lytle, HB-FB	1977-83
Bob Perryman, FB	1991-92
John Rowser, DB	1974-76
Michael Schofield, OG	2014-16
Willie Smith, OG-OT	1960
David Terrell, WR	2005
Dymonte Thomas, S	2017
Maurice Williams, OT	2010



Houston Texans

Draft Choices

Year	Pick	Rd	Name	Pos
2003	... 41	... 2	Bennie Joppru, TE	
2003	... 192	... 6	Drew Henson, QB	

All-Time Roster

Name	Pos	Years
Tim Jamison, DE	2009-14
Bennie Joppru, TE	2003-05
Cato June, LB	2009
Shantee Orr, LB	2003-07



Indianapolis Colts

Draft Choices

Year	Pick	Rd	Name	Pos
1959 21	John Herrnstein, B	
1967	... 20	... 1	Jim Detwiler, HB	
1967	... 45	... 2	Rick Volk, CB	
1970	... 356	... 14	Tom Curtis, DB	
1972	... 47	... 2	Glenn Doughty, WR	
1974	... 37	... 2	Ed Shuttlesworth, RB	
1975	... 187	... 8	Greg DenBoer, TE	
1977	... 163	... 6	Calvin O'Neal, LB	
2000	... 122	... 4	Josh Williams, DL	
2000	... 235	... 7	Rob Renes, NT	
2003	... 198	... 6	Cato June, S	
2005	... 29	... 1	Marlin Jackson, CB	
2008	... 202	... 6	Mike Hart, RB	
2009	... 136	... 4	Terrance Taylor, DT	

All-Time Roster

Name	Pos	Years
Stevie Brown, S	2011
Milt Carthens, OT	1987
Tom Curtis, DB	1970-71
Glenn Doughty, WR	1972-79
Jim Harbaugh, QB	1994-97
Mike Hart, RB	2008-10
Dwight Hicks, DB	1986
Marlin Jackson, DB	2005-09
Cato June, LB	2003-06
Kyle Kalis, OG	2017
Bill Laskey, LB	1971-72
Steve Morrison, LB	1995-98
Calvin O'Neal, LB	1978
Bubba Paris, OT	1991
Rob Renes, NT	2000
Sam Sward, LB	2000-02
Morgan Trent, CB	2011
Rick Volk, DB	1967-75
Josh Williams, DT	2000-05



Jacksonville Jaguars

Draft Choices

Year	Pick	Rd	Name	Pos
2001	... 43	... 2	Maurice Williams, OT	
2002	... 247	... 7	Hayden Epstein, P/K	
2013	... 135	... 5	Denard Robinson, RB	

All-Time Roster

Name	Pos	Years
Hayden Epstein, PK	2002
Tommy Hendricks, LB	2004
Chad Henne, QB	2012-17
Chris Howard, RB	1998-2000
Desmond Howard, WR	1995
Patrick O'mameh, OG	2016-17
Denard Robinson, RB	2013-16
Morgan Trent, CB	2011
Maurice Williams, OT	2001-10
Jarrod Wilson, S	2016-17

ALL-TIME NFL ROSTERS



Kansas City Chiefs

Draft Choices

Year	Pick	Rd	Name	Pos
1973	120	5	Fred Grambau	DE
1974	275	11	Bob Thornbladh	RB
1991	218	8	Tom Dohring	OT
1992	101	4	Mike Evans	DL
1992	186	7	Erick Anderson	ILB
1995	31	1	Trezelle Jenkins	OT
2012	238	7	Junior Hemingway	WR
2017	139	4	Jehu Chesson	WR

All-Time Roster

Name	Pos	Years
Derrick Alexander	WR	1998-2001
Erick Anderson	LB	1992-93
Jason Avant	WR	2014-15
Steve Breaston	WR	2011-12
Jehu Chesson	WR	2017
Todd Collins	QB	1998-2005
Tom Dohring	T	1992
Mike Evans	DE	992
Elvis Grbac	QB	1997-2000
Matt Gutierrez	QB	2009
Junior Hemingway	WR	2012-14
Trezelle Jenkins	OT	1995-97
Tom Keating	DT	1974-75
Ty Law	CB	2006-07
Lawrence Ricks	HB	1983-84
Bob Thornbladh	LB	1974
Amani Toomer	WR	2009
Jon Vaughn	RB	1994
Derrick Walker	TE	1994-98



Los Angeles Chargers

Draft Choices

Year	Pick	Rd	Name	Pos
1976	268	10	Jeff Perlinger	DE
1984*	33	2	Steve Smith	QB
1987	226	9	Thomas Wilcher	RB
1990	163	6	Derrick Walker	TE
1993	64	3	Joe Cocozzo	OG
2011	61	2	Jonas Mouton	LB
2011	201	6	Steve Schilling	OL
2012	226	7	David Molk	C

* Supplemental draft

All-Time Roster

Name	Pos	Years
David Brandt	OG	2003-04
Joe Cocozzo	OG	1993-96
Jim Harbaugh	QB	1999-2000
George Hoey	DB	1974
David Molk	C	2012
Jonas Mouton	LB	2011-12
Jon Runyan	OT	2009
Stephen Schilling	OG	2011-13
Michael Schofield	OG	2017
Derrick Walker	TE	1990-93



Miami Dolphins

Draft Choices

Year	Pick	Rd	Name	Pos
1967*	3	3	Jack Clancy	E
1970	29	2	Jim Mandich	TE
1973	104	4	Bo Rather	WR
1979	24	1	Jon Giesler	T
1983	334	12	Anthony Carter	WR
2004	221	7	Tony Pape	OT
2008	1	1	Jake Long	OT
2008	57	2	Chad Henne	QB

*-Redshirt Draft

All-Time Roster

Name	Pos	Years
Ron Bellamy	WR	2004
Jack Clancy	WR-FL	1967, 1969
Jay Feely	PK	2007
Jon Giesler	OT	1979-88
Brian Griese	QB	2003
Tommy Hendricks	LB	2000-03
Chad Henne	QB	2008-11
Bill Keating	OG-OT	1967
Jordan Kovacs	S	2013-15
Jake Long	OT	2008-13
Jim Mandich	TE	1970-77
Bo Rather	WR	1973, 78
De'Veon Smith	RB	2017
Rick Volk	DB	1978



New England Patriots

Draft Choices

Year	Pick	Rd	Name	Pos
1961	22	2	Bob Johnson	E
1962	7	7	Jon Schopf	T
1962	8	8	Bennie McRae	HB
1962	17	17	Scott Maentz	E
1963	17	17	Tom Neumann	HB
1970	343	14	Garvie Craw	RB/TE
1977	249	9	Jerry Vogeley	LB
1987	79	3	Bob Perryman	FB
1990	80	3	Greg McMurtry	SE
1991	112	5	Jon Vaughn	RB
1991	140	6	David Key	DB
1993	110	4	Corwin Brown	S
1995	23	1	Ty Law	DB
1997	97	4	Damon Denson	OG
1998	81	3	Chris Floyd	FB
2000	199	6	Tom Brady	QB
2008	78	3	Shawn Crable	OLB
2010	150	5	Zoltan Mesko	P
2014	244	7	Jeremy Gallon	WR

All-Time Roster

Name	Pos	Years
Bobby Abrams	LB	1995
Tom Brady	QB	2000-17
Alan Branch	DT	2014-17
Corwin Brown	S	1993-96
Prescott Burgess	LB	2009
Chris Calloway	WR	2000
Shawn Crable	LB	2008-10
Damon Denson	OG	1997-98
Chris Floyd	FB	1998-2000
David Harris	LB	2017
Victor Hobson	LB	2008
George Hoey	DB	1972-73
David Key	S	1991
Ty Law	DB	1995-2004
Burnie Legette	RB	1993-95
Greg McMurtry	WR	1990-93
Zoltan Mesko	P	2010-12
Jamie Morris	HB	1990
Bob Perryman	FB	1987-89
Doug Skene	G	1994
Buster Stanley	DT	1994-95
Jon Vaughn	RB	1991-92
Pierre Woods	OLB	2006-09



New York Jets

Draft Choices

Year	Pick	Rd	Name	Pos
1960	1	1	George Genyk	G
1962	7	7	George Mans	E
1966	1	1	Bill Yearby	T
1971	240	10	Jim Bettis	DB
1971	344	14	John Harpring	G
1972	20	1	Mike Taylor	LB
1976	129	5	Steve King	T
1977	256	10	John Hennessy	DE

1979	149	6	Bill Dufek	G
1980	47	2	Ralph Clayton	WR/RB
2002	154	5	Jonathan Goodwin	OL
2003	53	2	Victor Hobson	LB
2003	85	3	B.J. Askew	RB
2007	47	2	David Harris	ILB
2013	178	6	William Campbell	DT
2017	197	6	Jeremy Clark	CB

All-Time Roster

Name	Pos	Years
B.J. Askew	FB	2003-06
Corwin Brown	S	1997-98
William Campbell	DT/OG	2013
Jeremy Clark	CB	2017
Shawn Crable	LB	2010
Braylon Edwards	WR	2009-10, 2012
John Elliott	OT	1996-2000, 2002
Jay Feely	PK	2008-09
Chris Godfrey	G	1980
Jonathan Goodwin	OL	2002-05
David Harris	ILB	2007-16
Clint Haslerig	WR-HB	1976
John Hennessy	LB-DE	1977-79
Victor Hobson	LB	2003-07
George Hoey	DB	1975
Fred Julian	DB	1960
Eric Kattus	TE	1992
Ty Law	DB	2005, 2008
George Lilja	C-OG-OT	1983-84
Carl Russ	LB	1976-77
Arnie Simkus	DT-DE	1965
Mike Taylor	LB	1972-73
Bill Yearby	DE	1966



Oakland Raiders

Draft Choices

Year	Pick	Rd	Name	Pos
1962	21	1	Bill Tunniff	FB
1982	91	4	Ed Muransky	T
1986	80	3	Brad Cochran	DB
1992	32	2	Greg Skrepenak	OT
1995	138	4	Matt Dyson	LB
1998	4	1	Charles Woodson	CB
2010	251	7	Stevie Brown	S/LB
2018	140	5	Maurice Hurst	DL

All-Time Roster

Name	Pos	Years
Stevie Brown	S	2010
Don Deskins	OG	1960
Scott Dreisbach	QB	1999-2000
Matt Dyson	LB	1995
Mike Harden	DB	1989-90
Chris Howard	RB	2000
Desmond Howard	WR	1997-98
Tom Keating	DT	1966-72
Marcus Knight	WR	2000-02
Bill Laskey	LB	1966-70
Ed Muransky	OT	1982-84
Marcus Ray	DB	1999
Greg Skrepenak	T	1992-95
Jim Smith	WR	1985
Willie Smith	OG-OT	1961
Sam Sword	LB	1999
Derrick Walker	TE	1999
Tyrone Wheatley	RB	1999-2004
LaMarr Woodley	OLB	2014
Charles Woodson	CB	1998-05, 2013-15



Pittsburgh Steelers

Draft Choices

Year	Pick	Rd	Name	Pos
1937	9	9	Matt Patanelli	E
1941	8	8	Ralph Fritz	G
1946	8	8	Joe Ponsetto	B
1948	28	28	Bruce Hilkene	T
1949	15	15	Ed Sobczak	E
1951	2	2	Chuck Ortmann	B
1953	8	8	Lowell Perry	E
1956	10	10	Lou Baldacci	B
1975	26	1	Dave Brown	DB
1977	75	3	Jim Smith	WR
1979	86	4	Russell Davis	RB
1983	218	8	Craig Dunaway	TE
1984*	52	2	Tom Dixon	C
1989	118	5	David Arnold	DB
1990	97	4	Chris Calloway	FL
1991	212	8	Dean Dingman	OG
1999	5	136	Jerame Tuman	TE
2002	128	4	Larry Foote	LB
2007	46	2	LaMarr Woodley	DE

* Supplemental draft

All-Time Roster

Name	Pos	Years
Lou Baldacci	HB	1956
Dave Brown	DB	1975
David Arnold	DB	1989
Chris Calloway	WR	1990-91
Russell Davis	FB	1980-83
Craig Dunaway	TE	1983
Larry Foote	LB	2002-08, 2010-13
Tom Keating	DT	1973
Jim Mandich	TE	1978
Zoltan Mesko	P	2013
Tony Mosen	C	1951
Ryan Mundy	S	2008-12
Chuck Ortmann	TB-DB-QB	1951
Lowell Perry	OE-HB	1956
Jay Riemersma	TE	2003-04
John Rowser	DB	1970-73
Jim Smith	WR	1977-82
Steve Smith	OT-DE-TE	1966
Fitzgerald Toussaint	RB	2015-17
Jerame Tuman	TE	1999-2007
Paul White	HB-DB	1947
LaMarr Woodley	OLB	2007-13



Tennessee Titans

Draft Choices

Year	Pick	Rd	Name	Pos
1967	16	16	Steve Smith	DE
1972	396	16	Guy Murdock	C
1982	72	3	Stan Edwards	RB
1983	42	2	Keith Bostic	DB
1983	198	8	Robert Thompson	LB
1996	107	4	Jon Runyan	OT
2012	82	3	Mike Martin	DT
2014	11	1	Taylor Lewan	OT

All-Time Roster

Name	Pos	Years
Keith Bostic	DB	1983-88
Stan Edwards	FB-HB	1982-86
Steve Hutchinson	OG	2012
Taylor Lewan	OT	2014-17

MICHIGAN'S BOWL HISTORY



Michigan's Bowl History

Results (Won 21, Lost 25)

Date	Bowl	Rank*	Opponent	W/L	Score	Coach
Jan. 1, 1902	Rose		Stanford	W	49-0	Fielding Yost
Jan. 1, 1948	Rose	2 / 8	Southern California	W	49-0	Fritz Crisler
Jan. 1, 1951	Rose	9 / 5	California	W	14-6	Bennie Oosterbaan
Jan. 1, 1965	Rose	4 / 8	Oregon State	W	34-7	Bump Elliott
Jan. 1, 1970	Rose	7 / 5	Southern California	L	3-10	Bo Schembechler (1)
Jan. 1, 1972	Rose	4 / 16	Stanford	L	12-13	Bo Schembechler
Jan. 1, 1976	Orange	5 / 3	Oklahoma	L	6-14	Bo Schembechler
Jan. 1, 1977	Rose	2 / 3	Southern California	L	6-14	Bo Schembechler
Jan. 2, 1978	Rose	4 / 13	Washington	L	20-27	Bo Schembechler
Jan. 1, 1979	Rose	5 / 3	Southern California	L	10-17	Bo Schembechler
Dec. 28, 1979	Gator	14 / -	North Carolina	L	15-17	Bo Schembechler
Jan. 1, 1981	Rose	5 / 16	Washington	W	23-6	Bo Schembechler
Dec. 31, 1981	Bluebonnet	16 / 19	UCLA	W	33-14	Bo Schembechler
Jan. 1, 1983	Rose	19 / 5	UCLA	L	14-24	Bo Schembechler
Jan. 2, 1984	Sugar	8 / 3	Auburn	L	7-9	Bo Schembechler
Dec. 21, 1984	Holiday	- / 1	Brigham Young	L	17-24	Bo Schembechler
Jan. 1, 1986	Fiesta	5 / 8	Nebraska	W	27-23	Bo Schembechler
Jan. 1, 1987	Rose	4 / 7	Arizona State	L	15-22	Bo Schembechler
Jan. 2, 1988	Hall of Fame	- / -	Alabama	W	28-24	Bo Schembechler (2)
Jan. 2, 1989	Rose	11 / 5	Southern California	W	22-14	Bo Schembechler
Jan. 1, 1990	Rose	3 / 12	Southern California	L	10-17	Bo Schembechler
Jan. 1, 1991	Gator	12 / 15	Mississippi	W	35-3	Gary Moeller
Jan. 1, 1992	Rose	4 / 2	Washington	L	14-34	Gary Moeller
Jan. 1, 1993	Rose	7 / 9	Washington	W	38-31	Gary Moeller
Jan. 1, 1994	Hall of Fame	23 / -	North Carolina State	W	42-7	Gary Moeller
Dec. 30, 1994	Holiday	20 / 10	Colorado State	W	24-14	Gary Moeller
Dec. 28, 1995	Alamo	14 / 19	Texas A&M	L	20-22	Lloyd Carr
Jan. 1, 1997	Outback	15 / 16	Alabama	L	14-17	Lloyd Carr
Jan. 1, 1998	Rose	1 / 8	Washington State	W	21-16	Lloyd Carr
Jan. 1, 1999	Citrus	15 / 11	Arkansas	W	45-31	Lloyd Carr
Jan. 1, 2000	Orange	8 / 5	Alabama	W	35-34 OT	Lloyd Carr
Jan. 1, 2001	Citrus	17 / 20	Auburn	W	31-28	Lloyd Carr
Jan. 1, 2002	Citrus	17 / 8	Tennessee	L	17-45	Lloyd Carr
Jan. 1, 2003	Outback	12 / 22	Florida	W	38-30	Lloyd Carr
Jan. 1, 2004	Rose	4 / 1	Southern California	L	14-28	Lloyd Carr
Jan. 1, 2005	Rose	13 / 6	Texas	L	37-38	Lloyd Carr
Dec. 28, 2005	Alamo	20 / -	Nebraska	L	28-32	Lloyd Carr
Jan. 1, 2007	Rose	3 / 8	Southern California	L	18-32	Lloyd Carr
Jan. 1, 2008	Capital One	- / 9	Florida	W	41-35	Lloyd Carr
Jan. 1, 2011	Gator	- / 21	Mississippi State	L	14-52	Rich Rodriguez
Jan. 3, 2012	Sugar	13 / 17	Virginia Tech	W	23-20 OT	Brady Hoke
Jan. 1, 2013	Outback	19 / 11	South Carolina	L	28-33	Brady Hoke
Dec. 28, 2013	Buffalo Wild Wings	- / -	Kansas State	L	14-31	Brady Hoke
Jan. 1, 2016	Citrus	17 / 19	Florida	W	41-7	Jim Harbaugh
Dec. 30, 2016	Orange	6 / 10	Florida State	L	32-33	Jim Harbaugh
Jan. 1, 2018	Outback	- / -	South Carolina	L	19-26	Jim Harbaugh

* Ranking from Associated Press (U-M followed by opponent).

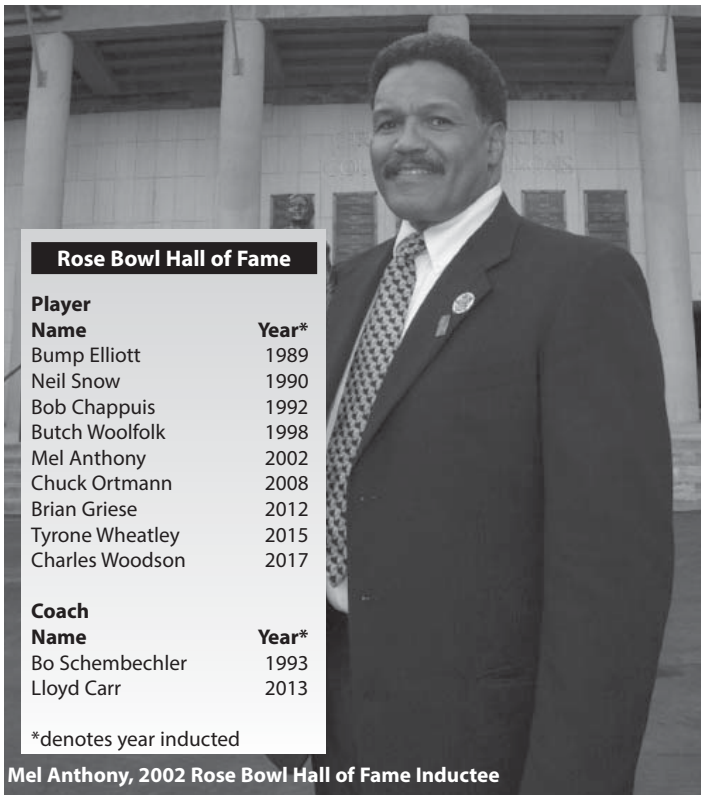
1 - The night before the 1970 Rose Bowl, Schembechler suffered a heart attack, which kept him in a hospital during the game. Defensive coordinator Jim Young assumed the coaching responsibilities for the game.

2 - Offensive coordinator Gary Moeller assumed coaching responsibilities as Schembechler remained in Ann Arbor after having quadruple heart bypass surgery in early December.

Bowl Appearances & Record

Bowl	Games	W	L	Years
Alamo	2	0	2	1995, 2005
Bluebonnet	1	1	0	1981
Buffalo Wild Wings	1	0	1	2013
Citrus	5	4	1	1999, 2001, 2002, 2008, 2016
Fiesta	1	1	0	1986
Gator	3	1	2	1979, 1991, 2010
Holiday	2	1	1	1984, 1994
Orange	3	1	2	1976, 2000, 2016
Sugar	2	1	1	1984, 2012
Rose	20	8	12	1902, 1948, 1951, 1965, 1970, 1972, 1977, 1978, 1979, 1981, 1983, 1987, 1989, 1990, 1992, 1993, 1998, 2004, 2005, 2007
Outback (Hall of Fame)	6	3	3	1988, 1994, 1997, 2003, 2013, 2018
Total	46	21	25	

Bowl Game Honors



Rose Bowl Hall of Fame

Player Name	Year*
Bump Elliott	1989
Neil Snow	1990
Bob Chappuis	1992
Butch Woolfolk	1998
Mel Anthony	2002
Chuck Ortmann	2008
Brian Griese	2012
Tyrone Wheatley	2015
Charles Woodson	2017

Coach Name	Year*
Bo Schembechler	1993
Lloyd Carr	2013

*denotes year inducted

Mel Anthony, 2002 Rose Bowl Hall of Fame Inductee



Chris Perry, 2003 Outback Bowl Most Valuable Player

Individual Bowl Game MVPs/Player(s) of the Game

Bowl	Name	Award
1902 Rose Bowl	Neil Snow, FB	Player of the Game
1948 Rose Bowl	Bob Chappuis, HB	Player of the Game
1951 Rose Bowl	Don Dufek, FB	Player of the Game
1965 Rose Bowl	Mel Anthony, FB	Player of the Game
1979 Rose Bowl	Rick Leach, QB	Co-Player of the Game
1979 Gator Bowl	John Wangler, QB & Anthony Carter, WR	Michigan Co-Players of the Game
1981 Rose Bowl	Butch Woolfolk, TB	Player of the Game
1981 Bluebonnet Bowl	Butch Woolfolk, TB	Most Valuable Player
1986 Fiesta Bowl	Jamie Morris, TB	Offensive Player of the Game
1986 Fiesta Bowl	Mark Messner, DL	Defensive Player of the Game
1988 Hall of Fame Bowl	Jamie Morris, TB	Most Valuable Player
1989 Rose Bowl	Leroy Hoard, FB	Player of the Game
1991 Gator Bowl	Michigan's Offensive Line (Dean Dingman, Tom Dohring, Greg Skrepenak, Matt Elliott, Steve Everitt)	Most Outstanding Players
1993 Rose Bowl	Tyrone Wheatley, RB	Player of the Game
1994 Hall of Fame Bowl	Tyrone Wheatley, RB	Most Valuable Player
1994 Holiday Bowl	Todd Collins, QB	Most Valuable Player
1998 Rose Bowl	Brian Griese, QB	Most Valuable Player
1999 Citrus Bowl	Anthony Thomas, RB Sam Sword, ILB	Most Valuable Player, Offensive MVP Michigan Defensive MVP
2000 Orange Bowl	David Terrell, WR	Most Valuable Player
2001 Citrus Bowl	Anthony Thomas, RB Eric Wilson, DL	Most Valuable Player, Offensive MVP Michigan Defensive MVP
2002 Citrus Bowl	B.J. Askew, RB Larry Foote, ILB	Michigan Offensive MVP Michigan Defensive MVP
2003 Outback Bowl	Chris Perry, RB	Most Valuable Player
2005 Rose Bowl	LaMarr Woodley, DE/OLB	Defensive Player of the Game
2005 Alamo Bowl	Leon Hall, CB Steve Breaston, WR/KR/PR	Defensive Most Valuable Player Fred Jacoby Sportsmanship Award
2008 Capital One Bowl	Chad Henne, QB	Most Valuable Player
2012 Sugar Bowl	Junior Hemingway	Most Valuable Player
2016 Citrus Bowl	Jake Rudock	Most Valuable Player

The Rose Bowl

Each year, the Big Ten champion earns the right to represent the conference against the Pacific-12 champion in the oldest bowl game in college football, the Rose Bowl. The 2013 contest will mark the 99th Rose Bowl game. However, starting in 1998, due to the Bowl Championship Series, the Big Ten or Pac-12 representative may or may not be committed to the Rose Bowl if they are ranked either first or second nationally in the BCS Poll. The Big Ten and Pac-12 champions will meet if neither is playing for the national championship. In 2002, the Rose Bowl hosted the national title game featuring No. 1 Miami and No. 2 Nebraska, with the Hurricanes winning the national title. The 2006 game was also the national title game, with Texas upsetting the top-ranked USC Trojans for the national title.

The Rose Bowl game had featured Big Ten and Pac-12 teams since 1946, with the 55-year tradition being the longest of any conference bowl association.

The Rose Bowl arose out of quiet beginnings in Pasadena, Calif., a growing Southern California city of fewer than 5,000 people. Most of those who inhabited Pasadena at that time were transplants from the East and Midwest, where the winters were filled with cold temperatures and snow. In late 1889, one of the town's leading citizens proposed to a group of fellow Valley Hunt Club members that it would be nice to have a small parade and display of athletic competitions on New Year's Day. Remembering their times back East, the natives were anxious to show off the warm climate and draw tourists.

The original parade was a line of flower-adorned carriages, and the games consisted of foot races, a tug of war, jousts and a greased pig catching contest. The citizenry was pleased with the events, but the major problem of the next decade were a shortage of roses in 1892 and, a rule allowing women to wear split skirts (thereby allowing them to sit astride a horse when riding) in 1893.

By 1900, the Tournament of Roses committee began looking into securing a sports attraction that would grab national interest. In 1901, the suggestion was made to invite two college football teams to compete




The University of Michigan has made 20 trips to Pasadena to play in the Rose Bowl, beginning with the first one in 1902.

in the postseason celebration. Michigan, "The Champion of the West" at 10-0, was selected to take on Pacific champion Stanford. For Michigan coach Fielding Yost, it was a dose of revenge, as he had been ousted from the Stanford coaching ranks in 1900 by a new rule that allowed only Stanford graduates to coach the team. Yost's men blasted Stanford on Jan. 1, 1902, 49-0, in a game that was stopped with nine minutes remaining because of the immense score.

The final score led tournament officials to discontinue the football portion of the Tournament of Roses after that game, and settled on various other events to entertain the crowd. Polo took the game's place in 1903, and after the committee's president read "Ben-Hur" was replaced by chariot racing in 1904. After a chariot accident the previous year, two new events were introduced in 1913. A race between a camel and elephant headlined the tournament, followed by an ostrich race. The ostrich race was discontinued after 1913 as one of the jockeys in the race was thrown from his mount, and in an effort to capture the stray bird, was kicked across the track.

In 1915, Tournament of Roses Committee President Lewis Turner stated, "We better go back to football so we can give newspapermen from coast to coast something to



Rose Bowl Stadium — Site of the "Granddaddy" of all bowl games. The University of Michigan and the University of Southern California played in the 75th Rose Bowl on Jan. 2, 1989.

write about." Washington State defeated Brown, 14-0 on Jan. 1, 1916 and the game has been going strong ever since.

Until 1923, the Tournament of Roses Committee selected the two teams that would compete in the New Year's Day classic. From 1923-46, the West Coast representative was allowed to choose its Eastern opponent. The Big Ten sent a representative in 1921, when Ohio State lost to California, 28-0. However, following the season, the Big Ten established a ban on postseason football games — a rule that lasted 26 years.

The Big Ten lifted the post-season ban Sept. 1, 1946, and a five-year pact was signed between the Big Ten and Pac-12 allowing Illinois to play UCLA in the 1947 Rose Bowl.

The agreement has been renewed several times since, including Big Ten decisions in 1951 and 1974 to allow a team to go to the Rose Bowl more than once every three years and two years, respectively.

The national and international awareness and attention given to the Rose Bowl is unequalled. Approximately 425 million television viewers worldwide watch the Rose Parade each year and more than 164 million people around the world view the game.

Michigan has participated in 20 Rose Bowl games and has won eight times, both numbers being the highest of any Big Ten school.

Bowl Game Summaries

1902 Rose Bowl

vs. Stanford

Pasadena, California

January 1, 1902

Attendance: 8,000

Michigan	17	32	—	49
Stanford	0	0	—	0



A polo match as the sporting highlight of the Tournament of Roses Parade in Pasadena had been satisfactory, but something more dramatic was needed in 1902. "Why not a football game?" offered one member of the committee, and immediately Tournament President James Wagner started a series of correspondence with the "best team in the West"—Fielding H. Yost's Michigan team.

Michigan was invited to play on January 1, 1902, against Stanford, champion of the "Pacific Coast Universities." The Wolverines left Ann Arbor on Dec. 17 with temperatures below freezing and six inches of snow on the ground. Eight days later, Michigan arrived in Los Angeles and was greeted by 80-plus degrees and newspaper reports listing several reasons why Stanford should win.

New Year's morning found the

Michigan team outfitted in new uniforms with colorful Michigan banners, riding a large carriage in the Rose Parade. Thousands jammed the parade route, and following the parade Pasadena experienced its largest traffic snarl ever as fans headed for the football grounds.

The city was a riot of color—mostly blue and gold, for by a strange coincidence, blue and gold were adopted as the year's official colors of the Tournament. The color combination so closely resembled Michigan's colors that some of the Stanford faithful, a bit miffed by what they thought was a show of support for their opponents, began to tear down the banners and streamers.

The crowd of 8,000 stormed Tournament Park, and the first 2,500 who arrived ran for the highest priced reserved seats. The rest, even



The First Rose Bowl Champions

Top row: Left to right—Crafts (Mgr.), Dan McGugin, George Gregory, Fielding H. Yost (Coach), Herb Graver, Athletic Director Charles Baird, trainer Keene Fitzpatrick. **Middle row:** Ebin Wilson, Neil Snow, Hugh White, Bruce Shorts, Willie Heston. **Front row:** Everett Sweeley, Boss Weeks, Curtis Redden, Arthur Reddner, Al HerrNSTein.

THE LINEUPS

Michigan		Stanford
ReddenLE.....	Preston
White (C)LT.....	Traeger
McGuginLG.....	Roosevelt
GregoryC.....	Lee
WilsonRG.....	Thompson
ShortsRT.....	McFadden
SweeleyRE.....	Cooper
WeeksQ.....	Tarpey
HestonLH.....	Slaker
HerrNSTeinRH.....	Fisher (C)
SnowF.....	McGilvray

SCORING

	First Half
M	Snow, 6-yard run (Shorts kick)
M	Sweeley, 20-yard field goal
M	Redden, 25-yard punt return (Shorts kick)
Second Half	
M	Snow, 2-yard run (kick failed)
M	Redden, 25-yard fumble return (Shorts kick)
M	Snow, 8-yard run (kick failed)
M	Snow, 17-yard run (kick failed)
M	Snow, 4-yard run (Shorts kick)
M	HerrNSTein, 21-yard run (kick failed)

Team Stats	UM	SU
First Downs	27	5
Net Yards Rushing	527	67
Rushing Attempts	90	24
Punts/Avg	21/38.9	16/34.9
Fumbles	1	9

Leading Rushers: Heston (M) 18-170; Snow (M) 107 yards; HerrNSTein (M) 97 yards.

Leading Punters: Sweeley (M) 21-819; Fisher (S) 5-160; McFadden (S) 4-119.

Substitutions: Michigan—none. Stanford—Sefton, end; Hannemen, tackle; Van Sickle, guard; Allen, backfield

those holding tickets to the reserved section, were forced to stand on the dusty sidelines throughout the contest.

The game opened with a blistering sun moving the temperatures into the mid-80's. The teams lined up at 2:57 p.m., and with Michigan defending the south goal, the Wolverines' Everett Sweeley kicked off to open the first bowl game.

Stanford appeared every bit as capable as the papers reported, turning back the powerful Michigan offense, time and again, early in the contest. In fact, the game's first score did not come until 23 minutes into the first half. After a series of short gains moved the ball to the Stanford 30, halfback Willie Heston broke loose on a naked bootleg and picked up 21 yards on the first "big" play in Rose Bowl history. Three plays later, fullback Neil Snow bulled through the tiring Stanford line from the six. Bruce Shorts added the PAT to give Michigan a 6-0 lead.

Soon after Sweeley booted a 20-yard field goal, Michigan's Chris Redden returned a weak Stanford punt 25 yards for a TD, giving the Wolverines a 17-0 halftime lead.

Under the sheer power of the Michigan 11, Stanford's valiant defense began to crumble in the second half. The Wolverines proved relentless, scoring on nearly every possession.

With eight minutes remaining in the game, Stanford captain Ralph

Fisher approached the Wolverine bench and offered to concede; Michigan consented.

The 49-0 victory capped one of the most unbelievable seasons in college football history, Michigan had outscored its opponents, 550-0, winning 11 straight games. Willie Heston, too, made believers out of his West Coast critics. He gained 170 yards on 18 carries as the Wolverines recorded 527 yards on the ground.

The tournament association, though realizing a profit of \$3,161.86, thought the wide difference in the score would make an annual game unappealing to spectators. The following year they replaced the football game with a chariot race, and it would be 14 years before the Rose Bowl would again feature a post-parade football game.

1948 Rose Bowl

vs. Southern California

Pasadena, California
January 1, 1948
Attendance: 87,516

Michigan	7	14	7	21-49
USC	0	0	0	0-0

Led by All-Americans Bob Chappuis and Bump Elliott, Michigan led the nation in total offense (412.7 yards/game) and passing average (173.9 yards/game). Chappuis, runner-up in the Heisman Trophy balloting, was the Big Ten leader in total offense for the second straight year. Elliott, the team's only two-way player, was named Most Valuable Player for Michigan and the Big Ten after leading the league in scoring.

When the Wolverines arrived in Pasadena, they were 15-point favorites and Crisler felt it was necessary to call a team meeting to stifle overconfidence. Ten minutes into the game, on Michigan's second possession, Jack Weisenburger spun across the line from the one to cap an 11-play, 64-yard drive and initiate the day's scoring. In the second quarter, Weisenburger gained another one-yard touchdown, and Chappuis jump-passed to Elliott from the 11-yard line to give the Maize and Blue a 21-0 halftime lead.

In the second half, Weisenburger collected his third touchdown of the game and the Wolverines recorded



three TD passes from three different passers, including tosses of 18 yards from Chappuis, 45 yards from Hank Fonde, and 29 yards from Howard Yerges as Michigan rolled to a 49-0 victory. The score stood as USC's largest margin of defeat until 1966. In the game, Michigan shattered nine Rose Bowl records and accumulated 491 yards to the Trojans' 133. Jim Brieske's record of seven PATs remains unbroken.

In a special Associated Press poll following the game, Michigan replaced Notre Dame as the 1947 National Champion by a 226-119 margin.

SCORING

	Team Stats	UM	USC
First Quarter			
M Weisenburger, 1-yard run (Brieske kick)	First Downs	21	10
	Net Yards Rushing	268	91
Second Quarter	Net Yards Passing	223	42
M Weisenburger, 1-yard run (Brieske kick)	Total Plays	72	55
M Bump Elliott, 11-yard pass from Chappuis (Brieske kick)	Total Yards	491	133
	PA/PC/Int	27/17/1	11/6/1
Third Quarter	Punts/Avg.	4/38.3	8/43.8
M Yerges, 18-yard pass from Chappuis (Brieske kick)	Return Yards	60	16
	Fumbles/Lost	2/1	4/2
Fourth Quarter	Penalties/Yards	4/40	1/10
M Weisenburger, 1-yard run (Brieske kick)			
M Derricotte, 45-yard pass from Fonde (Brieske kick)			
M Rifenburg, 29-yard pass from Yerges (Brieske kick)			

Rushing — (M): Chappuis 13-91; Weisenburger 20-91; Ford 2-21; Derricotte 3-8; Peterson 1-4; Elliott 7-53; Yerges 1-0; (SC): Garlin 5-25; Betz 4-16.

Passing — (M): Chappuis 14-24-139; Fonde 1-1-45; Yerges 1-1-29; Derricotte 1-1-10; (SC): Powers 4-5-22; Robertson 1-1-22.


Receiving — (M): Rifenburg 4-62; Mann 4-55; Yerges 4-29; C. Elliott 2-26; Derricotte 1-45; Hilken 2-6.

1951 Rose Bowl

vs. California

Pasadena, California
January 1, 1951
Attendance: 98,939

Michigan	0	0	0	14-14
California	0	6	0	0-6



In 1950, the Wolverines struggled through the regular season, but won the final game at Ohio State to earn the right to travel to Pasadena. Michigan's 5-3-1 squad was slated to face the California Golden Bears, a 9-0-1 club rated fourth in the nation and making its third consecutive Rose Bowl appearance. The Bears were favored to win, and many of the 98,393 fans who filled the stadium had hopes of watching the Pacific Conference end its four-game losing streak.

On the second play of the game, California's Pete Schabarum ran around the left end 73 yards into the end zone, only to see it nullified on an illegal motion penalty. Cal pounded on the Michigan defense until early in the second quarter when QB Jim Marinos threw a 39-yard scoring strike to Bob Cummings. Les Richter missed the extra point, and California led 6-0. Late in the half, the Bears had moved to the Michigan 11-yard line and appeared ready to bring one more score into the locker-room, but the Wolverines had other plans, stopping Schabarum three yards short of the goal on fourth down.

At halftime, California held a 192-65 advantage in offensive yardage and a 10-2 edge in first downs, but

the Wolverines instigated a new defensive formation during the intermission. Head coach Bennie Oosterbaan told his troops that "victory is still ours," renewing the team's faith in Michigan tradition and spirit, and the Wolverines returned to the field primed for victory.

Michigan was held scoreless until the fourth quarter when team MVP Don Dufek ran four identical plays starting from the four-yard line, finally scoring on fourth-and-one. The Wolverines extended their lead later in the quarter as Dufek again scored, this time from seven yards out. Michigan completely reversed Cal's first half domination by out-dancing the Bears 15-2 in first downs and 226-52 in total yardage during the half as the Wolverines won their third Rose Bowl in as many tries, 14-6.

SCORING

	Team Stats	UM	UC
Second Quarter			
C Cummings, 39-yard pass from Marinos (Richter kick failed)	First Downs	17	12
	Net Yards Rushing	145	175
	Net Yards Passing	146	69
Fourth Quarter	Total Plays	60	59
M Dufek, 1-yard run (Allis kick)	Total Yards	291	244
M Dufek, 7-yard run (Allis kick)	PA/PC/Int	21/15/2	8/4/0
	Punts/Avg.	2/32.5	4/35.7
	Return Yards	21	17
	Fumbles/Lost	2/2	2/2
	Penalties/Yards	2/20	6/50

Rushing — (M): Dufek 23-113; Koceski 7-19; Ortmann 5-6; Putich 3-4; Bradford 1-2. (C): Olszewski 16-58; Schabarum 15-57; Monachino 12-47; Marinos 3-(-6); Robison 2-10; Pappa 2-13; Ogden 1-(-4).

Passing — (M): Ortmann 15-19-146; Putich 0-1-0; Dufek 0-1-0. (C): Marinos 4-7-69; Scharbarum 0-1-0.

Receiving — (M): Dufek 5-61; Perry 3-29; Koceski 3-18; Pickard 2-24; Allis 1-11; Putich 1-3.

1965 Rose Bowl

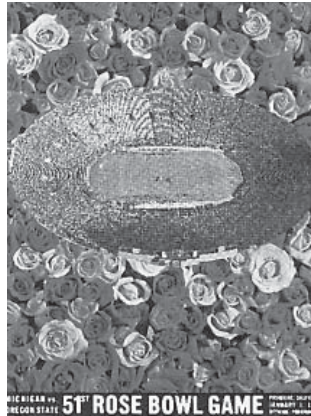
vs. Oregon State

Pasadena, California

January 1, 1965

Attendance: 100,243

Michigan	0	12	15	7-34
OSU	0	7	0	0-7



After finishing no higher than fifth in the Big Ten during the previous seven years, all the pieces finally fell into place for the 1964 Wolverines. Air Force and Navy were forced to the air in the first two games, throwing a combined total of 75 passes. Michigan then ran off six victories in seven Big Ten games, dropping a one-point contest to Purdue, and shutting out Northwestern and Ohio State. The Wolverines' 8-1 record earned them the conference championship, and the team headed to Pasadena, breaking a drought of 14 years.

After USC upset top-ranked Notre Dame in the regular-season finale, it appeared that the Trojans would be Michigan's New Year's Day opponent. However, the Pac Eight Conference instead ruled in favor of the Oregon State Beavers, who had tied Southern Cal for the conference lead. The fourth-ranked Wolverines were installed as 11-point favorites over the eighth-ranked Beavers as Oregon State brought an 8-2 mark into the game.

After a scoreless first quarter, the Beavers broke open the scoring with a five-yard pass from Paul Brothers to Doug McDougal early in the second period. Steve Clark

kicked the extra point for Oregon State's 7-0 start on its upset bid. Three possessions later, Wolverine tailback Mel Anthony broke free virtually untouched for 84 yards and the score. On the Wolverines' next possession, Carl Ward rambled 43 yards around the right end to put Michigan in the lead for good. Bob Timberlake's pass to Ben Farabee was broken up in the end zone, but the Wolverines still held a 12-7 advantage going into the locker room.

Anthony paced the third quarter attack after recovering a blocked Beaver punt, and extending the Wolverine lead with one- and seven-yard scores. Timberlake added a 24-yard TD run down the sideline in the fourth quarter to close the scoring and give Michigan a 34-7 triumph.

Anthony earned Player of the Game kudos for his efforts, and the Wolverines raised their postseason record to four victories against no losses.

SCORING

	Second Quarter	Team Stats	UM	OSU
OSU	McDougal, 5-yard pass from Brothers (Clark kick)	First Downs	18	14
M	Anthony, 84-yard run (kick failed)	Net Yards Rushing	332	64
M	Ward, 43-yard run (pass failed)	Net Yards Passing	83	179
	Third Quarter	Total Plays	62	64
M	Anthony, 1-yard run (Timberlake run)	Total Yards	415	243
M	Anthony, 7-yard run (Timberlake kick)	PA/PC/Int	11/8/0	33/19/0
	Fourth Quarter	Punts/Avg.	5/33.6	9/43.5
M	Timberlake, 24-yard run (Timberlake kick)	Return Yards	133	89
		Fumbles/Lost	2/1	1/1
		Penalties/Yards	6/55	5/57

Rushing — (M): Anthony 13-123; Ward 10-88; Timberlake 12-57; Fisher 5-30; Detwiler 5-16; Sygar 1-8; Lee 1-5; Wells 1-3; Gabler 1-1; Volk 1-1; Dehlin 1-0. (OSU): Shaw 4-28; Watkins 8-24; Washington 3-15; Queen 4-0; Brothers 12-(-3).

Passing — (M): Timberlake 7-10-77; Evashevski 1-1-6; (OSU): Brothers 9-17-89; Queen 10-16-90

Receiving — (M): Henderson 4-34; Defuller 1-30; Farabee 1-8; Kirby 1-6; Anthony 1-5 (OSU): Moreland 4-29; Watkins 3-43; Grim 3-42; Miller 3-21; Frketic 2-23; Shaw 1-9; McDougal 1-5; Sullivan 1-5; Crowston 1-2.

1970 Rose Bowl

vs. Southern California

Pasadena, California

January 1, 1970

Attendance: 103,878

Michigan	0	3	0	0-3
USC	3	0	7	0-10



In Bo Schembechler's debut at Michigan Stadium, the Wolverines outrushed Vanderbilt 367-55 en route to a 42-14 triumph, beginning a new era in Michigan football. Heading into the season's final game, the 7-2 Wolverines were slated to meet the top-ranked and undefeated Ohio State Buckeyes. Michigan responded by pounding out 266 yards on the ground and 108 through the air, while intercepting six Buckeye passes before the largest crowd ever to see a college football game up to that date. It also snapped OSU's 22-game winning streak, and earned U-M the Big Ten's Rose Bowl berth.

Facing the Wolverines in Pasadena was the University of Southern California. The Trojans compiled a 9-0-1 record and were ranked fourth in the polls. USC, coached by John McKay, was led by Pac Eight rushing leader Clarence Davis. The 1970 game marked the fourth consecutive Rose Bowl appearance for the Trojans.

Fate was not with the Wolverines from the beginning of their California trip. While running in practice out on the coast, Glenn Doughty, Michigan's second-leading rusher, injured his knee and was forced to undergo surgery. Then, the night before the game,

Schembechler suffered a heart attack which kept him off the sideline and in the hospital during the contest. Defensive coordinator Jim Young assumed the coaching responsibilities for the game, but the players were unable to shake off their discouragement by kickoff time.

Southern Cal opened the scoring in the first quarter with a 25-yard field goal by Ron Ayala. Michigan added a field goal of its own two possessions later as Tim Killian nailed one from 20 yards out, giving the teams a 3-3 deadlock at halftime.

On third down with six yards to go late in the third quarter, Trojan quarterback Jimmy Jones hit Bob Chandler 13 yards downfield. Chandler broke several Wolverine tackles, scampered another 20 yards, and gave USC its margin of victory. Michigan saw fourth quarter drives stall at the Trojan 13, nine, and finally the 38 as time ran out, and returned to Ann Arbor with its first post-season defeat ever.

SCORING

	First Quarter	Team Stats	UM	USC
USC	Ayala, 25-yard field goal	First Downs	20	16
	Second Quarter	Net Yards Rushing	162	195
M	Killian, 20-yard field goal	Net Yards Passing	127	128
	Third Quarter	Total Plays	85	70
USC	Chandler, 33-yard pass from Jones (Ayala kick)	Total Yards	289	323
		PA/PC/Int	32/14/1	17/10/0
		Punts/Avg.	6/36.2	5/40.6
		Return Yards	56	75
		Fumbles/Lost	1/0	2/0
		Penalties/Yards	2/20	6/38

Rushing — (M): Moorhead 18-60; Taylor 18-56; Scheffler 9-29; Craw 6-15; (USC): Davis 15-76; Berry 23-65; Evans 6-28; Jones 7-17.

Passing — (M): Moorhead 14-32-127; (USC): Jones 10-17-128.

Receiving — (M): Mandich 8-79; Oldham 2-19; Harris 1-12; Hankwitz 1-7; B. Taylor 1-6; Craw 1-4; (USC): Chandler 3-78; Debrah 3-27; Evans 3-15; Davis 1-8.

1972 Rose Bowl

vs. Stanford

Pasadena, California
January 1, 1972
Attendance: 103,154

Michigan	0	3	0	9-12
Stanford	0	0	3	10-13

By 1971, Bo had the foundation in place for a Big Ten dynasty. After stopping the Buckeyes, 10-7, in the regular season finale Michigan completed its first undefeated and untied season since 1948 and prepared to meet Stanford in Pasadena.

Stanford entered the contest with an impressive 8-3 record despite the loss of Heisman Trophy winner Jim Plunkett to graduation the previous spring. John Ralston's Indians thrived on the talents of quarterback Don Bunce and running back Jackie Brown.

Dana Coin made a 30-yard field goal in the second quarter to produce the only points scored by either team in the first half. When the gun sounded after 30 minutes, Michigan held a 3-0 edge as they left the soggy Rose Bowl turf for the locker room.

Stanford egressed from the locker room to start the third period and held the Wolverines inches short of the game's first touchdown with a dramatic goal line stand. The Indians gained control of the ball and marched down the field where soccer-style kicker Rod Garcia added a field goal of his own, this one from 42 yards away. Early in the fourth quarter, Michigan full-back Fritz Seyferth plunged across from the one-yard line, and the Wolverines regained the lead, 10-3.



Facing fourth down on its own 33-yard line, Stanford used a fake punt to spring Brown for a 31-yard gain. Several plays later, Brown again broke free, this time for 24 yards and the score that tied the contest at 10 apiece. Minutes later, when Coin's 42-yard field goal attempt fell short, Indian Jim Ferguson caught and intended to return the ball, but Ed Shuttlesworth dropped him in the end zone to give Michigan two points on the safety and a 12-10 advantage. Following a Michigan punt, the Indians took over on their 22-yard line, and Bunce proceeded to complete five of his next six passes to move his squad down the field. With 16 seconds remaining in the game, Ralston sent Garcia in for one final play. The kick sailed 31 yards straight over the crossbar, and Stanford claimed a narrow victory, 13-12, on the 70th anniversary of their stunning loss to U-M in the first Rose Bowl game.

SCORING

		UM	SU
Second Quarter	Team Stats		
M Coin, 30-yard field goal	First Downs	16	22
Third Quarter	Net Yards Rushing	264	93
S Garcia, 42-yard field goal	Net Yards Passing	26	290
Fourth Quarter	Total Plays	85	67
M Seyferth, 1-yard run (Coin kick)	Total Yards	290	383
S Brown, 24-yard run (Garcia kick)	PA/PC/Int	11/3/1	44/24/0
M Safety-Ferguson tackled in end zone by Shuttlesworth	Punts/Avg.	7/38.9	4/41.5
S Garcia, 31-yard field goal	Return Yards	122	65
	Fumbles/Lost	2/1	4/4
	Penalties/Yards	2/23	3/14

Rushing— (M): W. Taylor 32-82; Shuttlesworth 13-62; Slade 13-41; Doughty 11-56; (S): Brown 6-60; Winesberry 4-15; Sanderson 5-16.

Passing— (M): Slade 3-10-26; Cipa 0-1-0; (S): Bunce 24-44-290

Receiving— (M): Doughty 2-13; Seymour 1-13; (S): Winesberry 8-112; Scott 5-55; Brown 5-30; Moore 3-52; Sanderson 3-45

1976 Orange Bowl

vs. Oklahoma


Miami, Florida
January 1, 1976
Attendance: 80,307

Michigan	0	0	0	6-6
Oklahoma	0	7	0	7-14

Under pressure from the conference coaches, led by Michigan's Bo Schembechler, the Big Ten finally lifted its long-standing policy of limiting post-season games to only the Rose Bowl. As a consequence, once the Wolverines lost their only regular-season game to top-ranked Ohio State, Michigan accepted an invitation to meet the Oklahoma Sooners in Miami's Orange Bowl.

The fourth-ranked Wolverines left for Miami armed with Gordie Bell, who led the nation's second-leading rushing team with 121.4 yards per game, and under the guidance of freshman field general Rick Leach. Oklahoma came in as defending Associated Press National Champions despite making its first postseason appearance since 1972, due to two years of NCAA and Big Eight probation. The Sooners' 10-1 record placed them second in both wire service polls, and they marked Michigan's first experience against a wishbone offense since meeting UCLA three years earlier.

The first quarter was a defensive battle, with the Wolverines putting together the only substantial drive, starting at the Michigan five-yard line and stalling at the Oklahoma 38. Following Bob Wood's attempted 51-yard field goal, the Sooners opened the scoring with successive passes of 40 yards from Steve



Davis to Tinker Owens and a 39-yard reverse by Billy Brooks for the score.

The Wolverines drove as far as the Oklahoma nine-yard line in the third quarter, before being thwarted by a pass interception in the end zone. On the first play of the fourth quarter, Davis ran 10 yards around the left end to increase the Sooner lead to 14-0. Michigan finally got on the scoreboard following an Oklahoma fumble on its own two. Bell carried it over on the next play, but Leach's two-point conversion attempt was stopped. The Wolverines were only able to make it as far as midfield for the duration of the game, and the Sooners went on to a 14-6 victory.

Oklahoma was led by the defensive efforts of Leroy and Dewey Selmon (10 and 13 tackles, respectively) and, following Ohio State's 23-10 loss in the Rose Bowl to UCLA, was named national champion in both polls. Leroy Selmon went on to become the first draft choice in the NFL college draft later that spring.

SCORING

		UM	OU
Second Quarter	Team Stats		
O Brooks, 39-yard run (DiRienzo kick)	First Downs	12	16
Fourth Quarter	Net Yards Rushing	169	282
O Davis, 9-yard run (DiRienzo kick)	Net Yards Passing	33	63
M Bell, 2-yard run (Leach run failed)	Total Plays	72	70
	Total Yards	202	345
	PA/PC/Int	20/2/3	5/3/0
	Punts/Avg.	10/38.6	9/34.9
	Return Yards	52	16
	Fumbles/Lost	1/0	4/3
	Penalties/Yards	5/24	9/90

Rushing— (M): Leach 13-62; G. Bell 18-53; Lytle 10-32; J. Smith 5-18; Elzinga 6-4; (O): Washington 17-73; Culbreath 11-63; Davis 19-55; Brooks 1-39; Littrell 11-28; Peacock 6-24

Passing— (M): Leach 2-15-33; Elzinga 0-4-0; G. Bell 0-1-0; (O): Davis 3-5-63

Receiving— (M): G. Bell 1-17; K. Johnson 1-16; (O): T. Owens 3-63

1977 Rose Bowl

vs. Southern California

Pasadena, California

January 1, 1977


Attendance: 106,182

Michigan	0	6	0	0-6
USC	0	7	0	7-14

By defeating Ohio State, 22-0, in the regular season finale, Michigan posted its largest margin of victory in the series in 30 years and handed the Buckeyes their first shutout in 112 games, a streak that began in 1964. The Wolverines tied OSU for first-place in the Big Ten with a 10-1 record, and earned their first Rose Bowl berth since 1971. At season's end, Michigan led the nation in total offense (448.1 yards per game), scoring offense (38.7 points) and scoring defense (7.2 points).

In Pasadena, the third-ranked Wolverines were slated to face No. 2 Southern California, a team with equally impressive credentials. The Trojans were stocked with players such as quarterback Vince Evans, running backs Ricky Bell and Charles White, linebacker Clay Matthews, and were coached by John Robinson. USC promised to provide Michigan with quite a challenge on New Year's Day.

It took until midway through the second quarter for either team to put points on the scoreboard. The Wolverines scored first when Rob Lytle smashed over the goal line from one yard out. Bob Wood's extra point attempt was blocked, and Southern Cal used the momentum to march 80 yards on the following drive, tying the score with Evans rolling in on a fourth-and-one



play with 1:28 left in the quarter. The conversion was good, and USC held a 7-6 advantage at the half.

The game returned to the defenses in the second half. The Wolverines tallied just four first downs, and the Trojans used a relentless ground game to grind their way deep into Michigan territory in the fourth quarter. White scored on a seven-yard run with three minutes to go, but the Wolverines made it close by charging back to the USC 17 before running out on downs in the closing seconds.

Bell, the top pick in the 1977 NFL draft, left the game early in the first quarter with a head injury and was replaced by the freshman White, who went on to win the Heisman Trophy three seasons later. The game also marked Lytle's last in a Wolverine uniform as he led all Michigan rushers with 67 yards to up his then school record to 3,317 yards. USC finished No. 2 in the final football polls behind the Pittsburgh Panthers. The Wolverines finished No. 3 in the rankings, their highest finish under Bo Schembechler to date.

SCORING

		UM	USC
Second Quarter			
M	Lytle, 1-yard run (B. Wood kick blocked)	12	19
USC	Evans, 1-yard run (Walker kick)	155	200
Fourth Quarter			
USC	White, 7-yard run (Walker kick)	76	181
	Total Plays	57	75
	Total Yards	231	381
	PA/PC/Int	12/4/0	20/14/1
	Punts/Avg.	5/45.0	3/29.7
	Return Yards	64	17
	Fumbles/Lost	4/2	2/1
	Penalties/Yards	2/20	6/55

Rushing — (M): Lytle 18-67; R. Davis 10-39; Leach 13-34; Huckleby 3-10; J. Smith 1-5; (USC): White 32-114; Tatupu 7-60; Evans 8-23; Bell 4-16; Farmer 3-7.

Passing — (M): Leach 4-12-76; (USC): Evans 14-20-181

Receiving — (M): J. Smith 2-52; G. Johnson 2-24; (USC): Diggs 8-98; M. Robinson 2-42; Tatupu 2-7; Simmrin 1-27; Gay 1-7.

1978 Rose Bowl


vs. Washington

Pasadena, California

January 2, 1978

Attendance: 105,312

Michigan	0	0	7	13-20
Washington	7	10	10	0-27



With a defense featuring Curtis Greer and Chris Godfrey on the line, Mel Owens at outside linebacker, and Dwight Hicks and Mike Harden in the backfield, the Wolverines held all but three of their opponents under 10 points during the 1977 season. Michigan had won 10 of 11 games and outscored its opposition by a three-to-one margin heading into the Rose Bowl to face the University of Washington Huskies.

Michigan failed to get out of the gate quickly enough and even a 20-point second half could not rescue the Wolverines. A first half low center snap resulted in a 13-yard loss on a fourth down punt and gave Washington field position early. Ten plays later, quarterback Warren Moon scored from two yards out. A field goal and Moon's second TD put the Huskies up 17-0 at halftime.

Moon's 28-yard scoring pass to Spider Gaines after Washington had stopped Michigan on the Husky three-yard line appeared to put the game away in the third

quarter, but Wolverine quarterback Rick Leach launched one of the finest aerial assaults in the history of this classic contest. First, he fired a Rose Bowl record TD pass of 76 yards to Curt Stephenson. Washington countered with an 18-yard field goal, but Leach completed four straight passes, and Russell Davis scored from the two. Later in the fourth quarter, Leach fired first down passes of 11 and 12 yards to Ralph Clayton, then connected with Stanley Edwards, filling in for the injured Harlan Huckleby, for 32 yards and a TD.

Leach led another dramatic drive to the Washington eight-yard line, but a diving interception by linebacker Michael Jackson stopped Michigan and preserved the 27-20 Washington win.

SCORING

		UM	UW
First Quarter			
W	Moon, 2-yard run (Robbins kick)	22	17
Second Quarter			
W	Robbins, 30-yard field goal	149	164
W	Moon, 1-yard run (Robbins kick)	239	234
Third Quarter			
W	Gaines, 28-yard pass from Moon (Robbins kick)	75	72
Fourth Quarter			
M	Stephenson, 76 yard pass from Leach (Willner kick)	388	398
W	Robbins, 18-yard field goal	27/14/2	24/13/2
	Total Yards	4/42.5	5/39.0
	PA/PC/Int	124	92
	Punts/Avg.	2/1	0/0
	Return Yards	3/11	6/47
	Fumbles/Lost		
	Penalties/Yards		

Rushing — (M): R. Davis 18-79; Edwards 15-74; Clayton 2-12; Leach 9-5; Anderson 1(-13); R. Smith 3(-8); (W): Steele 13-77; Gipson 15-48; Rowland 8-32.

Passing — (M): Leach 14-27-239; (W): Moon 12-23-188; Wilson 1-1-46

Receiving — (M): Clayton 5-84; R. Davis 3-26; Edwards 2-41; R. White 2-8; R. Smith 1-4; Stephenson 1-76; (W): Gaines 4-122; Greenwood 3-28; Gipson 2-24; Stevens 1-46; Steele 1-8; Rowland 1-3; K. Richardson 1-3.

1979 Rose Bowl

vs. Southern California


Pasadena, California

January 1, 1979

Attendance: 105,629

Michigan 0 3 7 0-10

USC 7 10 0 0-17



After shutting out the Fighting Illini of Illinois in the season opener, the Wolverines won nine of their next 10 games, including their third straight victory over Ohio State, and qualified for their third Rose Bowl in as many years.

Michigan played one of its finest defensive games in years, but a combination of circumstances and a relentless Southern California ground attack lifted the Trojans to a 17-10 victory in the 65th annual Rose Bowl Classic in Pasadena. An intercepted pass returned to the Wolverine 16-yard line set up USC's first touchdown of the game, a Paul McDonald to Hoby Brenner pass covering nine yards.

Michigan later drove to the Trojan 21-yard line, but a dropped pass stalled the Wolverines' progress, and allowed Gregg Willner to put the first "Big Blue" points on the board with a 36-yard field goal in the second quarter. USC extended its lead moments later on one of the more controversial calls in Rose Bowl history. On second down at the Michigan three-yard line, Trojan tailback Charles White dove through the heart of the offensive line in an attempt to score. During the ensuing contact, White lost the ball and Wolverine linebacker Jerry Meter came up with an apparent

fumble recovery on the one-yard line. However, the line judge determined that White had crossed the goal line before losing control of the ball and signalled for the touch-down that put USC up by 11. Late in the half, the Trojans intercepted a Rick Leach pass and set up a Frank Jordan field goal from 35 yards away to increase their lead to 17-3 at halftime.

It didn't take long after leaving the locker room for the Wolverines to narrow the score. Midway through the third period, Leach tossed a 44-yard scoring strike to tailback Roosevelt Smith to close within seven points. Michigan held the strong USC offense scoreless for the remainder of the game, but was unable to put more points on the board as the score stayed unchanged for the duration. Playing in his third straight Rose Bowl, Leach set career records for total plays (94), total yards running and passing (523), and most yards passing (452) in the New Year's game. Leach shared Most Valuable Player honors with USC's White.

SCORING

	UM	USC
First Quarter		
USC Brenner, 9-yard pass from McDonald (Jordan kick)	12	14
Second Quarter		
M Willner, 36-yard field goal	62	63
USC White, 3-yard run (Jordan kick)	236	157
USC Jordan, 35-yard field goal	22/10/2	9/4/0
Third Quarter		
M R. Smith, 44-yard pass from Leach (Willner kick)	8/29.5	9/38.6
	Return Yards	51 80
	Fumbles/Lost	2/0 2/1
	Penalties/Yards	4/30 2/21

Rushing — (M): Huckleby 9-28; Davis 8-28; Leach 12-22; R. Smith 10-22; Woolfolk 1(-1); (USC): C. White 32-99; Cain 14-90; McDonald 8(-55).

Passing — (M): Leach 10-21-137; Jackson 0-1-0; (USC): McDonald 4-9-23.

Receiving — (M): R. Smith 4-58; Clayton 2-40; G. Johnson 2-23; Huckleby 1-7; (USC): C. White 2-2; Garcia 1-12; Brenner 1-9.

1979 Gator Bowl

vs. North Carolina


Jacksonville, Florida

December 28, 1979

Attendance: 70,407

Michigan 0 9 0 6-15

UNC 0 7 7 3-17



"Bo Schembechler is looking up into football's valhalla and saying, 'Thank you, Fielding Yost, thank you, Fielding Yost for that one.' . . . They aren't even going to try the extra point. Who cares! Who gives a damn! I've never been so happy in all my cotton-pickin' 59 years." So said the Wolverines' all-time No. 1 cheerleader, Bob Ufer, describing the mayhem following "the greatest play in 100 years of Michigan football." Anthony Carter's dramatic, game-winning reception against Indiana was easily the season highlight of the 8-3 Wolverines as they headed to the Gator Bowl to oppose North Carolina's 7-3-1 Tar Heels.

Quarterback John Wangler opened the game with a 47-yard pass completion to Carter, but 20 yards in penalties took Michigan out of field goal range, giving the Wolverines a preview of events to come. Bryan Virgil booted a 20-yard field goal early in the second quarter and Wangler, hitting receivers at will, threw 53 yards to Carter for a 9-0 lead after Michigan missed the extra point. On the next series, Wangler was tackled by UNC linebacker Lawrence Taylor on a sprint out, suffering a severe knee injury, ending his playing time that night. Up to that point,

he had accumulated 203 yards through the air. North Carolina finally scored on a one-yard plunge by Doug Paschal late in the quarter, and trailed 9-7 at the half.

Midway through the third quarter, the Tarheels took control of the game, driving 97 yards in 15 plays behind the running of Amos Lawrence, and scoring on a 12-yard pass from Matt Kupec to Phil Farris. North Carolina added a field goal with 7:31 remaining in the game to move ahead 17-9. However, the Wolverines never gave up, and with 1:28 to go, backup quarterback B.J. Dickey, Wangler's replacement, connected with A.C. on a 30-yard bomb to bring the game to within two. In an attempt to tie, Dickey's pass to Carter in the endzone failed, and Michigan fell short. Hindering the Wolverines throughout the game were two lost fumbles, two pass interceptions, the loss of Wangler and 87 yards in penalties.

SCORING

	UM	UNC
Second Quarter		
M Virgil, 20-yard field goal	18	20
M Carter, 53-yard pass from Wangler (kick failed)	152	169
NC Paschal, 1-yard run (Hayes kick)	328	161
Third Quarter		
NC Farris, 12-yard pass from Kupec (Hayes kick)	68	79
Fourth Quarter		
NC Hayes, 32-yard field goal	480	330
M Carter, 30-yard pass from Dickey (Dickey pass failed)	26/17/2	28/19/0
	Punts/Avg.	6/35.1 6/45.4
	Return Yards	39 68
	Fumbles/Lost	2/2 3/2
	Penalties/Yards	8/87 8/74

Rushing — (M): Woolfolk 16-63; Smith 8-51; Dickey 11-42; Edwards 4-15; (NC): Lawrence 23-118; Paschal 14-49

Passing — (M): Wangler 6-8-203; Dickey 11-18-125 (NC): Kupec 18-28-161


Receiving — (M): Carter 4-141; Woolfolk 5-43; Marsh 3-46; Betts 3-41; (NC): Lawrence 5-38; Chatham 5-37

1981 Rose Bowl

vs. Washington

Pasadena, California
January 1, 1981
Attendance: 104,863

Michigan	0	7	10	6-23
Washington	0	6	0	0-6



The Wolverines may have started slowly in 1980, but by October, nobody was able to stop them. Beginning with the Illinois game on October 25, Michigan put together a streak of 15 consecutive scoreless quarters, shutout Indiana, Wisconsin, and Purdue, won the Big Ten title outright for the first time since 1971, and took a string of 18 straight quarters without allowing a touchdown into the Rose Bowl to face the Washington Huskies.

The Huskies compiled more total yards against the Michigan defense, 374, than any team had all season, but the Wolverines continued their consecutive no-touchdown string, and Bo Schembechler won his first Rose Bowl in six tries.

Washington dominated the game early, and on its second drive, the Huskies reached the Michigan one-yard line. But the Wolverines then stonewalled tailback Toussiant Tyler on fourth down and took the momentum from Washington. Butch Woolfolk put Michigan in the lead with a six-yard TD burst near halftime, and despite Chuck Nelson's two field goals, the Wolverines remained in command the rest of the way.

Ali Haji-Sheikh's 25-yard field goal capped a six-minute, 83-yard

drive to open the second half. John Wangler connected with Anthony Carter for a seven-yard score, widening the Michigan margin to 17-6 with three minutes remaining in the third quarter. From there, the Wolverine defense took over with Keith Bostic forcing an interception and limiting the Huskies to 23 yards in total offense until the game's final minutes. Michigan clinched the victory on Stan Edwards' one-yard TD dive with four minutes remaining in the game to provide the final margin.

Butch Woolfolk's 182 yards rushing earned him game MVP honors, while Don Bracken's 73-yard punt in the first quarter set a Rose Bowl record. The season that had looked so bleak after a 1-2 beginning thus concluded with nine straight 'M' wins.

SCORING

	Team Stats	UM	UW
Second Quarter			
W Nelson, 35-yard field goal	First Downs	23	20
M Woolfolk, 6-yard run (Haji-Sheikh kick)	Net Yards Rushing	292	92
W Nelson, 26-yard field goal	Net Yards Passing	145	282
Third Quarter	Total Plays	80	69
M Haji-Sheikh, 25-yard field goal	Total Yards	437	374
M Carter, 7-yard pass from Wangler (Haji-Sheikh kick)	PA/PC/Int	20/12/0	39/23/2
Fourth Quarter	Punts/Avg.	6/47.3	5/39.2
M Edwards, 1-yard run (kick failed)	Return Yards	22	120
	Fumbles/Lost	0/0	2/1
	Penalties/Yards	3/37	5/32

Rushing— (M): Woolfolk 26-182; Edwards 19-68; Carter 4-33; Ricks 6-21; (W): Stevens 17-59; Tyler 10-45

Passing— (M): Wangler 12-20-145; (W): Flick 23-39-282

Receiving— (M): Carter 5-68; Betts 3-21; Mitchell 2-36; (W): Allen 6-101; Bayle 6-45; Skansi 4-61; Stevens 3-16

1981 Bluebonnet Bowl

vs. UCLA

Houston, Texas
December 31, 1981
Attendance: 50,107

Michigan	10	0	3	20-33
UCLA	0	0	7	7-14



In the game billed as a "mini-Rose Bowl," the 8-3 Wolverines came out smelling sweet on New Year's eve. Michigan's defense limited the powerful UCLA attack to 195 total yards and held the Bruins to just 33 yards on the ground. The Wolverines led the entire game, beginning with Ali Haji-Sheikh's 24-yard field goal, set up by Butch Woolfolk's 52-yard run. With one minute remaining in the first quarter, quarterback Steve Smith spotted Anthony Carter behind the Bruin secondary, for a 50-yard scoring bomb that upped the lead to 10-0. Michigan dominated the rest of the half, yielding only 58 total yards to UCLA. But 12 penalties kept the Maize and Blue off the scoreboard the rest of the half.

The Bruins narrowed the gap to 10-7, scoring on their first possession of the third quarter, but the Wolverines responded immediately, marching 52-yards before Haji-Sheikh kicked a 47-yard field goal, the longest of his career. UCLA again drove into Michigan territory, but two penalties and Winfred Carraway's sack of Bruin quarterback Tom Ramsey ended the march, and the Pacific-10 runners-up never again had

a chance to take the lead. The Wolverines moved 74 yards ending in Woolfolk's one-yard TD run. After UCLA cut the lead to 19-14, Michigan drove 80 yards in seven plays with Smith scoring from nine yards out on the option play to clinch the victory. Reserve quarterback B.J. Dickey's touchdown run in the final minute iced the triumph.

Woolfolk closed his brilliant career at Michigan by gaining 186 yards rushing, bringing his four-year total to 3,861 and earning game MVP honors. Smith's 152 passing yards gave him Michigan's single-season record with 1,661 yards, and added to his total offense mark. Anthony Carter grabbed six receptions for 127 yards, and the Wolverines left Houston looking forward to the New Year.

SCORING

	Team Stats	UM	UCLA
First Quarter			
M Haji-Sheikh, 24-yard field goal	First Downs	25	14
M Carter, 50-yard pass from Smith (Haji-Sheikh kick)	Net Yards Rushing	320	33
Third Quarter	Net Yards Passing	168	162
UCLA Townsell, 17-yard pass from Ramsey (Johnson kick)	Total Plays	70	59
M Haji-Sheikh, 47-yard field goal	Total Yards	488	195
Fourth Quarter	PA/PC/Int	16/10/0	26/12/2
M Woolfolk, 1-yard run (run failed)	Punts/Avg.	5/39.6	8/47.8
UCLA Wrightman, 9-yard pass from Ramsey (Johnson kick)	Return Yards	46	60
M Smith, 9-yard run (Haji-Sheikh kick)	Fumbles/Lost	1/1	1/0
M Dickey, 5-yard run (Haji-Sheikh kick)	Penalties/Yards	15/148	9/94

Rushing— (M): Woolfolk 27-186; Smith 10-64; Ricks 8-20; (UCLA): Nelson 18-33

Passing— (M): Smith 9-15-152; Dickey 1-1-16; (UCLA): Ramsey 12-25-162; Bono 0-1-0

Receiving— (M): Carter 6-127; Bean 2-33; Woolfolk 2-8; (UCLA): Carney 5-89; Twonell 3-37; Wrightman 2-14

1983 Rose Bowl

vs. UCLA

Pasadena, California
January 1, 1983
Attendance: 104,991

Michigan	0	0	7	7-14
UCLA	7	3	7	7-24



Michigan dominated the Big Ten in 1982, rolling through its conference schedule and winning the title outright in the second-to-last game against Purdue. Even a loss to Ohio State in the regular season finale could not take the roses from the Wolverines as they prepared to face the UCLA Bruins in Pasadena. The game featured a rematch of the previous season's Bluebonnet Bowl participants, and gave the Maize and Blue an opportunity to avenge the 31-27 loss suffered at the hands of the Bruins earlier in the season. This contest, however, would be played in the Rose Bowl, a stadium UCLA had claimed as its home field for the 1982 regular season.

A one-yard plunge by Tom Ramsey on UCLA's second drive put the Bruins up 7-0 in the first quarter, a lead they never relinquished. In the second quarter, Wolverine quarterback Steve Smith ran an eight-yard option for a first down, but took a vicious hit from Bruin free safety Don Rogers. Smith left the game with a separated shoulder and did not return. Junior Dave Hall, with seven completions in 14 attempts for the season, finished the game in admirable fashion, but his inexperience hurt the Wolverines.

Late in the second quarter, kicker John Lee gave UCLA a 10-0 lead

with a 39-yard field goal. However, the Wolverines stormed back after the intermission and drove 55 yards for a touchdown. Hall passed the final yard to fullback Eddie Garrett in the third quarter to bring U-M within three points at 10-7.

On the next drive the Bruins took control with Ramsey leading the way, passing for 33 yards and running for 20 in an 80-yard TD drive. With UCLA up 17-7 and nine minutes left to play, the Wolverines took over deep in their own territory. Here Hall showed his inexperience by lobbing a pass into the hands of Bruin Blanchard Montgomery. The 230-pound linebacker galloped 11 yards into the end zone to seal the Wolverines' fate.

After Hall passed to fullback Dan Rice for a one-yard touchdown in the fourth quarter, the score read 24-14 in UCLA's favor. Michigan could not muster another scoring drive, and UCLA took home the roses.

SCORING

First Quarter		Team Stats	UM	UCLA
UCLA	Ramsey, 1-yard run (Lee kick)	First Downs	19	19
Second Quarter		Net Yards Rushing	110	181
UCLA	Lee, 39-yard field goal	Net Yards Passing	209	162
Third Quarter		Total Plays	72	72
M	Garrett, 1-yard pass from Hall (Haji-Sheikh kick)	Total Yards	319	343
UCLA	Andrews, 9-yard run (Lee kick)	PA/PC/Int	34/19/3	25/18/0
Fourth Quarter		Punts/Avg.	6/40.3	6/32.2
UCLA	Montgomery, 11-yard pass interception return (Lee kick)	Return Yards	63	57
M	Rice, 4-yard pass from Hall (Haji-Sheikh kick)	Fumbles/Lost	1/1	1/0
		Penalties/Yards	3/17	2/10

Rushing— (M):Ricks 23-88; S. Smith 3-15; Rogers 2-12; (UCLA): Nelson 11-48; Cephus 8-46; Andrews 12-42; Ramsey 10-25.

Passing— (M): Hall 13-24-155; S. Smith 6-9-54; Carter 0-1-0; (UCLA): Ramsey 18-25-162.


Receiving— (M): Dunaway 5-110; Carter 5-59; Rice 4-17; Ricks 2-4; (UCLA): Bergmann 6-48; Townsell 4-45; Carney 2-33; Bruno 2-11.

1984 Sugar Bowl

vs. Auburn

New Orleans, Louisiana
January 2, 1984
Attendance: 77,893

Michigan	7	0	0	0-7
Auburn	0	0	3	6-9



Buoyed by back-to-back shutouts of Michigan State and Northwestern and a last-second victory over Iowa, the 1983 Wolverines charged to a second-place finish in the Big Ten, suffering its only conference setback to the Illinois squad that went on to play in the Rose Bowl. By holding off a late Ohio State comeback bid in the season finale, the Wolverines raised their record to 9-2 and gained a trip to New Orleans to meet the Auburn Tigers in the Sugar Bowl.

Steve Smith led a powerful offensive attack early in the game during which Michigan held the ball for over nine minutes of the first quarter and gained 116 yards to the Tigers' 61. The Wolverines' second offensive drive in the game was highlighted by a 19-yard Smith to Triando Markray completion and 38 yards on four carries by Rick Rogers. Smith's four-yard keeper midway through the first quarter gave the Wolverines a lead they would keep for 52 minutes of the 60-minute contest.

Each team showed a strong defense for the remainder of the half, and Michigan took its 7-0 lead into the locker room.

Campbell attempted only two passes in the second half and handed off 42 times to backs Lionel James, Bo Jackson, and Tommy Agee, who together col-

lected 306 yards on the ground.

While Michigan's offense was thwarted time and time again, the Tigers ran all over the tiring Wolverine defense, controlling the ball for over 23 minutes of the second half. After a 26-yard Don Bracken punt—one of a season-high eight punts—Auburn marched 68 yards, all on the ground, to set up a 31-yard Al DelGreco field goal.

The Tigers got a break when Smith was hit as he released the ball and Auburn's Gregg Carr grabbed it at the Michigan 41-yard line. Seven plays later, DelGreco chalked up his second three-pointer, a 32-yarder.

After another Michigan punt, Auburn took over on its own 39-yard line. The Tigers ran a ball control offense, using 15 rushing plays and 7:21 off the clock in reaching the Wolverines' one-yard line with 27 seconds to play in the game. Michigan called a timeout, but DelGreco booted the 19-yard field goal to send the Wolverines back to Ann Arbor with a taste of New Orleans but no sugar.

SCORING

First Quarter		Team Stats	UM	AU
M	S. Smith, 4-yard run (Bergeron kick)	First Downs	12	21
Third Quarter		Net Yards Rushing	118	301
A	DelGreco, 31-yard field goal	Net Yards Passing	125	21
Fourth Quarter		Total Plays	56	73
A	DelGreco, 32-yard field goal	Total Yards	243	322
A	DelGreco, 19-yard field goal	PA/PC/Int	25/9/1	6/2/1
		Punts/Avg.	8/38.3	4/42.0
		Return Yards	13	8
		Fumbles/Lost	2/1	4/3
		Penalties/Yards	6/49	3/15

Rushing— (M):Rogers 17-86; Garrett 5-18; S. Smith 9-14; (A): Jackson 22-130; Agee 16-93; James 18[83]; Collins 2-1

Passing— (M): S. Smith 9-25-125; (A): Campbell 2-6-21

Receiving— (M): Markray 3-68; Bean 3-37; Nelson 3-20; (A): James 1-15; Jackson 1-6

1984 Holiday Bowl

vs. Brigham Young

San Diego, California
December 21, 1984
Attendance: 61,243

Michigan	0	7	7	3-17
BYU	0	10	0	14-24

After upsetting top-ranked Miami in the season opener, Michigan's fortunes looked bright for 1984. But when quarterback Jim Harbaugh broke his arm against Michigan State, it took a great effort for the Wolverines to limp to a 6-5 record. Despite their less-than-spectacular season mark, Michigan found itself paired against No. 1-ranked Brigham Young in the Holiday Bowl. The Wolverines accepted the opportunity, and ended the season just how they had started—facing the nation's top-ranked team.

Aided by six Brigham Young turnovers and a blocked field goal attempt, Michigan held a 17-10 lead early in the fourth quarter. But BYU quarterback Robbie Bosco, hampered by an injured left knee and ankle suffered in the first stanza, led the Cougars to 80- and 83-yard TD drives to give BYU a 24-17 victory.

After a scoreless first quarter, BYU jumped on the scoreboard when Kelly Smith capped an 11-play, 80-yard drive with a five-yard TD run. The Wolverines knotted the score at seven after Rick Rogers scampered in from five yards out with 1:13 left in the half. But Bosco led BYU down the field in the last



minute, and Lee Johnson booted a 31-yard field goal giving the Cougars a slim 10-7 halftime lead.

Michigan went ahead late in the third quarter, moving 47 yards after Tim Anderson blocked Johnson's field goal attempt and Chris Zurbrugg threw a 10-yard TD pass to Bob Perryman. Early in the fourth quarter, Bob Bergeron pushed the Michigan lead to 17-10 with a 32-yard field goal. Then Bosco went to work, driving BYU for two late TDs—the last coming with just 1:23 to play—and the win.

In collecting its 24th consecutive victory, BYU put together some impressive offensive figures (483 yards in total offense, 32 first downs) and went on to claim the national championship.

SCORING

	Team Stats	UM	BYU
Second Quarter			
BYU	K. Smith, 5-yard run (Johnson kick)	13	32
M	Rogers, 5-yard run (Bergeron kick)	120	112
BYU	Johnson, 31-yard field goal	82	371
Third Quarter			
M	Perryman, 10-yard pass from Zurbrugg (Bergeron kick)	64	76
Fourth Quarter			
M	Bergeron, 32-yard field goal	202	483
BYU	Kozlowski, 7-yard pass from Bosco (Johnson kick)	15/7/1	49/35/3
BYU	K. Smith, 13-yard pass from Bosco (Johnson kick)	7/39.1	1/45.0
		35	35
		2/0	4/3
		11/112	9/82

Rushing— (M): Perryman 13-110; Rogers 19-60; (B): Heimuli 16-82

Passing— (M): Zurbrugg 7-15-82; (B): Bosco 30-42-343; Fowler 5-7-28

Receiving— (M): Bean 3-46; Perryman 2-15; (B): Mills 11-103; K. Smith 10-88; Heimuli 4-40; Bellini 3-48; Haysbert 3-42

1986 Fiesta Bowl

vs. Nebraska


Tempe, Arizona
January 1, 1986
Attendance: 72,454

Michigan	3	0	24	0-27
Nebraska	0	14	0	9-23

The surprising 9-1-1 Wolverines — equipped with the nation's top scoring defense — found themselves matched against Nebraska in the Fiesta Bowl.

After a 21-yard run by Jamie Morris set up a 42-yard field goal by Pat Moons to open the scoring, the Cornhuskers got rolling. Nebraska used 10 plays to move 74 yards for the touchdown that gave Nebraska a 7-3 lead early in the second quarter. McCathorn Clayton hit Doug DuBose in the endzone from five yards out for the score. The Cornhuskers added another tally when a 15-yard run by fullback Tom Rathman set up DuBose's second touchdown of the game, giving Nebraska a 14-3 half-time lead.

In the second half, an inspired Wolverine defense began forcing turnovers to help U-M climb back into contention. On its third play from scrimmage, Nebraska's DuBose fumbled, and Michigan's Jeff Akers recovered. A 19-yard run by Jamie Morris set up Gerald White's one-yard dive for a TD, pulling the Wolverines to within 14-10 early in the third quarter. Another fumble by Nebraska, this one by Clayton, was recovered by Michigan's Mark Messner on the next series, and White's 19-yard run set up a one-yard plunge by Harbaugh to give



the Maize and Blue the lead at 17-14. The Wolverine defense forced Nebraska to punt on the next series, and Dave Arnold rushed in untouched to block his third punt of the season to set up a short Moons field goal. The Wolverines scored again on their next possession when a 14-yard run by Morris set up Harbaugh's second TD of the afternoon, giving Michigan a seemingly comfortable 27-14 lead.

The excitement was not quite finished, thanks to an elusive freshman quarterback for Nebraska. Steve Taylor moved the Cornhuskers 77 yards in four minutes to cut the Michigan lead to 27-21. With the Wolverines in a hole late in the game, Schembechler elected to take an intentional safety, and Nebraska was unable to mount a drive on its final possession.

The win gave Schembechler his third bowl victory in six years, and vaulted Michigan to the No. 2 spot (behind Oklahoma) in the final polls.

SCORING

	Team Stats	UM	UN
First Quarter			
M	Moons, 42-yard field goal	16	20
Second Quarter			
N	DuBose, 5-yard pass from Clayton (Klein kick)	171	304
N	DuBose, 3 yard run (Klein kick)	63	66
Third Quarter			
M	White, 1-yard run (Moons kick)	65	75
M	Harbaugh, 1-yard run (Moons kick)	234	370
M	Moons, 19-yard field goal	16/6/0	15/6/1
M	Harbaugh, 2-yard run (Moons kick)	5/43.8	3/40.3
Fourth Quarter			
N	Taylor, 1-yard run (Klein kick)	3	20
N	Safety-Robbins steps out of endzone	2/0	6/3
		8/43	7/46

Rushing— (M): Morris 22-156; White 13-38; (N): Clayton 14-68; DuBose 17-99; Rathman 9-47; Sheppard 7-13; Taylor 10-76

Passing— (M): Harbaugh 6-15-63; (N): Clayton 4-6-51; Taylor 2-9-15

Receiving— (M): Kattus 3-38; Jokisch 1-15; Morris 2-10; (N): Frain 3-46; Smith 1-8

1987 Rose Bowl

vs. Arizona State


Pasadena, California
January 1, 1987
Attendance: 103,168

Michigan	8	7	0	0-15
Arizona St.	0	13	6	3-22

The Maize and Blue returned to the grass of the Rose Bowl after a four-year drought to face seventh-ranked Arizona State. The Sun Devils rolled to the Pac-10 title by running through its schedule unbeaten before slipping in their final game against Arizona.

Michigan made its first drive look easy. After Jim Harbaugh passed 24 yards to Greg McMurtry on the second play from scrimmage, the Wolverines quickly moved into scoring position. Jamie Morris took the handoff at the 18-yard line, broke two tackles, and smashed into the end zone. On the point-after attempt, the Sun Devils were caught when kicker Mike Gillette took the snap and passed to Gerald White in the end zone while the rest of the team remained huddled to the side. As the ecstatic Wolverine contingent cheered, the scoreboard flashed the score: Michigan 8, ASU 0.

Early in the second quarter, the Sun Devils' Kent Bostrom booted a 37-yard field goal. Michigan roared right back by powering the ball to the two-yard line before Harbaugh plunged to paydirt. Gillette kicked the conversion, and Michigan led 15-3. After adding a 27-yard field goal, Arizona State used the last four minutes of the half to mount a 60-yard



drive that commenced when Jeff Van Raaphorst passed to Bruce Hill for the Sun Devils' first touchdown. As the teams took to the locker room, the Wolverines held a 15-13 advantage.

Opening the second half, Arizona State launched an 80-yard drive. Van Raaphorst again found Hill in the end zone, and after the two-point conversion failed, Michigan trailed by four. The Wolverines only touched the ball twice in the entire quarter, and netted just 22 yards, all from Harbaugh's pass completion in the third quarter. With 14:16 to go in the game, Bostrom added a 25-yard field goal and Arizona State had all the points needed for the victory.

Despite the disappointment of the final game, the 1986 season was a good one for Michigan Football. Wolverine fans were treated to the 32nd Big Ten title in school history, Bo Schembechler's 200th career victory to pass Fielding H. Yost as the winningest coach in Michigan history.

SCORING

	Team Stats	UM	ASU
First Quarter	First Downs	13	22
M Morris, 18-yard run (White 2-yard pass from Gillette)	Net Yards Rushing	59	188
Second Quarter	Net Yards Passing	172	193
ASU Bostrom, 37-yard field goal	Total Plays	52	81
M Harbaugh, 2-yard run (Gillette kick)	Total Yards	225	381
ASU Bostrom, 27-yard field goal	PA/PC/Int	23/13/3	30/16/0
ASU Hill, 4-yard pass from Van Raaphorst (Bostrom kick)	Punts/Avg.	6/40.8	4/39.0
Third Quarter	Return Yards	11	8
ASU Hill, 1-yard pass from Van Raaphorst (Pass failed)	Fumbles/Lost	3/0	1/0
Fourth Quarter	Penalties/Yards	6/42	6/26
ASU Bostrom, 25-yard field goal			

Rushing— (M): Morris 16-47; Perryman 5-14; G. White 1-2; Harbaugh 7-(10); (A): Harris 23-109; Williams 18-69; Day 2-9

Passing— (M): Harbaugh 13-23-172; (A): Van Raaphorst 16-30-193

Receiving— (M): Morris 4-47; McMurtry 3-59; G. White 3-23; Jokisch 1-22; Higgins 1-15; (A): Cox 6-104; Hill 4-30; Harris 3-34

1988 Hall of Fame Bowl

vs. Alabama

Tampa, Florida
January 2, 1988
Attendance: 60,156

Michigan	0	14	7	7-28
Alabama	3	0	6	15-24

For the second time in his 19-year reign, Bo Schembechler would not be on the sidelines for a Michigan bowl game. Schembechler underwent quadruple heart bypass surgery in early December so offensive coordinator Gary Moeller was given the task of preparing the Wolverines for Alabama.

The Crimson Tide took the opening kickoff and moved the ball to Michigan's 34-yard line, where they had to settle for a 51-yard Philip Doyle field goal. In the second quarter, Jamie Morris broke a tackle for a 25-yard touchdown run, giving the Wolverines their first lead of the game. On Michigan's next possession, Morris again broke a tackle, then ran over a defender for a 14-yard TD run and the Wolverines went into the locker room with a 14-3 half time lead.

Michigan began the second half where it left off as Morris broke loose for a 77-yard TD run, lifting U-M to a comfortable 21-3 margin. Following Morris' run, the Crimson Tide launched a 72-yard drive in just under five minutes that culminated in a 16-yard touchdown pass from Jeff Dunn to Howard Cross.

After a Michigan punt, Alabama marched 85 yards, capped by Bobby Humphrey's one-yard TD run, cutting the Wolverine lead to five points



with 13 minutes left in the game. Two more times Michigan's offense was held and Alabama was again able to drive against the Wolverine defense, this time for 79 yards, culminating in a 17-yard scoring run by Humphrey. Alabama's two-point conversion was successful and the Tide took the lead, 24-21, with just under five minutes remaining.

Facing fourth-and-three from the 20-yard line late in the fourth quarter, Brown lofted a 20-yard pass that John Kolesar pulled down in the corner of the end zone for a touchdown and ended Michigan's most exciting scoring drive of the season. In the game's waning moments, Alabama's desperation pass was intercepted by cornerback David Arnold to seal the win.

Jamie Morris' 234 yards rushing set a Hall of Fame Bowl and Michigan bowl record. He also broke the Wolverines' single season rushing record with a total of 1,703 yards and ended his career with 4,393 rushing yards, third-best in Big Ten history.

SCORING

	Team Stats	UM	UA
First Quarter	First Downs	12	28
A Dole, 51-yard field goal	Net Yards Rushing	278	191
Second Quarter	Net Yards Passing	68	269
M Morris, 25-yard run (Gillette kick)	Total Plays	49	81
M Morris, 14-yard run (Gillette kick)	Total Yards	346	460
Third Quarter	PA/PC/Int	17/6/0	40/23/1
M Morris, 77-yard run (Gillette kick)	Punts-Avg	6/42.5	4/42.5
A Cross, 16-yard pass from Dunn (run failed)	Return Yards	133	81
Fourth Quarter	Fumbles/Lost	0/0	1/1
A Humphrey, 1-yard run (Doyle kick)	Penalties/Yards	4/30	1/5
A Humphrey, 17-yard run (Dunn pass to Whitehurst)			
M Kolesar, 20-yard pass from Brown (Gillette kick)			

Rushing— (M): Morris 23-234; Bunch 3-16; Brown 2-1; Taylor 3-11; Hoard 1-16; (A): Humphrey 27-149; Allen 3-6; K. Goode 6-14; Dunn 7-13; Wright 2-2; P. Goode 4-7

Passing— (M): Brown 13-4-72; Taylor 4-2(-4); (A): Dunn 40-23-269

Receiving— (M): Morris 2(-4); Calloway 1-14; J. Brown 1-7; McMurtry 1-31; Kolesar 1-20; (A): Whitehurst 6-85; Cross 6-81; Humphrey 5-34; P. Goode 2-20; Wright 1-18; Stafford 2-21; Allen 1-10

1989 Rose Bowl

vs. Southern California

Pasadena, California

January 2, 1989

Attendance: 101,688

Michigan	3	0	6	13-22
USC	0	14	0	0-14


Coming off one of the toughest Ohio State games in recent history, many questioned whether or not Michigan could withstand a USC team that led the Pac-10 in rushing defense, total defense and was offensively led by Rodney Peete, the 1988 Heisman Trophy runner-up.

Michigan's first possession was highlighted by a 21-yard completion from Demetrius Brown to John Kolesar on the fourth play of the drive. U-M controlled the ball for 7:51 on 13 plays until it was stopped by the Trojan defense. Mike Gillette was called in to cap the drive with a 49-yard field goal with 4:07 remaining in the quarter.

At the beginning of the second quarter, the Trojan offense came to life. USC moved from its own 46-yard line to the Wolverine 22. Each side turned the ball over, however, before the Trojans scored the game's first touchdown on a one-yard run by Peete. USC began its second TD drive with 7:06 remaining in the half, ending with Peete's four-yard scoring run.

The opening minutes of the second half saw Brown's 22-yard scramble to the six, followed by his touchdown toss to Chris Calloway two plays later. U-M was unsuccessful on the two-point conversion, leaving the score at 14-9.

In the final minutes of the third quarter, the Michigan offense, led by



running backs Tony Boles and Leroy Hoard, put together the longest drive of the game, amassing 64 of the 92 yards gained by U-M. A 23-yard pass from Brown to Derrick Walker put the Wolverines on the one-yard line, and Hoard took it in for the score. Michigan again failed on the two-point try, leaving the Trojans just one point behind with plenty of time left in the final quarter.

With 5:28 left to play in the game, the Wolverines sensed their third bowl victory in four years. On the very first play, Hoard exploded for a 61-yard run to the Trojan nine-yard line. On fourth-and-goal, Hoard scored to give Michigan a seven-point lead that became eight after Gillette's extra point with 1:57 remaining.

Peete then led the Trojans down the field in an attempt to tie the game, but linebacker John Milligan picked off an errant pass with 50 seconds remaining to secure a Wolverine win.

The victory gave Schembechler his second win in Pasadena and the Wolverines a 9-2-1 season record, finishing with a No. 4 national ranking by the Associated Press.

SCORING

	First Quarter	Second Quarter	Third Quarter	Fourth Quarter	Team Stats	UM	USC
M	Gillette, 49-yard field goal				First Downs	19	15
					Net Yards Rushing	208	138
USC	Peete, 1-yard run (Rodriguez kick)				Net Yards Passing	144	158
USC	Peete, 4-yard run (Rodriguez kick)				Total Plays	72	60
					Total Yards	352	296
M	Calloway, 6-yard pass from Brown (Run failed)				PA/PC/Int	24/11/0	21/15/2
					Punts-Avg	4/34.8	4/50.3
M	Hoard, 1-yard run (Pass failed)				Return Yards	41	8
M	Hoard, 1-yard run (Gillette kick)				Fumbles/Lost	1/1	3/3
					Penalties/Yards	4/20	4/30

Rushing— (M): Hoard 19-142; Boles 14-49; D. Brown 11-1; Kolesar 1-16; Bunch 3-0; (USC): Emanuel 16-55; Peete 9-42; Holt 9-33; Ervins 5-8

Passing— (M): Brown 24-11-144; (USC): Peete 21-15-158

Receiving— (M): D. Walker 3-54; Kolesar 3-49; McMurry 2-25; Boles 1-6; Calloway 1-6; Hoard 1-4; (USC): Affholter 5-56; Jackson 3-23; Wellman 2-47; Holt 2-12; Galbraith 1-11; Emanuel 1-6; Ervins 1-3

1990 Rose Bowl

vs. Southern California

Pasadena, California

January 1, 1990

Attendance: 103,450


Michigan	0	3	7	0-10
USC	0	10	0	7-17

Every Rose Bowl is a grand spectacle of the best college football has to offer, but the 1990 clash between Michigan and Southern California had added luster as it was the last game in Bo Schembechler's 27-year coaching career.

The first quarter was dominated by the defenses, as neither team was able to put any points on the scoreboard. USC opened the scoring in the second quarter on a one-yard touchdown run by quarterback Todd Marinovich. Michigan answered USC's score midway through the second quarter. Leroy Hoard ripped off a 46-yard run and Michael Taylor connected with Greg McMurry for 20 yards to get down to the Trojan eight-yard line. J.D. Carlson's 19-yard field goal cut USC's lead to 7-3 with 6:28 left. The Trojans closed out the first half scoring on a 34-yard Quin Rodriguez field goal that pushed USC's halftime lead to 10-3.

The Wolverines played an inspired third quarter, limiting the Trojans to just 27 yards while scoring the tying touchdown. Michigan scored on its second drive of the quarter as Allen Jefferson scored from two yards out to tie the game at 10.

The game's pivotal play came on a fourth-and-two from the



Michigan 46 with 12:00 left in the contest. On that play, Wolverine punter Chris Stapleton's fake punt gained 24 yards, but a holding penalty and a subsequent unsportsmanlike conduct penalty pushed Michigan back to its own 21 and eliminated the first down. Southern Cal took advantage of Michigan's misfortune, marching 75 yards in 13 plays for the game-winning TD.

Despite the Rose Bowl defeat, the Wolverines had their first 10-win season (10-2) since 1986, and earned their second consecutive outright Big Ten Championship. Bo Schembechler ended his coaching career as the winningest coach in Michigan football history with a 194-48-5 record.

SCORING

	Second Quarter	Third Quarter	Fourth Quarter	Team Stats	UM	USC
USC	Marinovich, 1-yard run (Rodriguez kick)			First Downs	11	23
M	Carlson, 19-yard field goal			Net Yards Rushing	119	181
USC	Rodriguez, 34-yard field goal			Net Yards Passing	115	178
				Total Plays	52	78
				Total Yards	234	359
M	Jefferson, 2-yard run (Carlson kick)			PA/PC/Int	20/10/0	31/22/1
				Punts-Avg	7/35.9	4/39.3
USC	Ervins, 14-yard run (Rodriguez kick)			Return Yards	11	68
				Fumbles/Lost	2/0	0/0
				Penalties/Yards	8/62	8/87

Rushing— (M): Hoard 17-108; Bunch 16-9; Taylor 8-35; Jefferson 1-2 (USC): Ervins 30-126; Holt 8-35; Marinovich 9-20

Passing— (M): Taylor 10-19-115; Hoard 0-1-0 (USC): Marinovich 22-31-178

Receiving— (M): McMurry 4-56; Hoard 3-15; Calloway 2-33; Bunch 1-11 (USC): Jackson 5-56; Ervins 5-44; Holt 3-25; Griffin 3-22; Scott 3-19; Wallace 1-8; Wellman 1-6; Galbraith 1-(-2)

1991 Gator Bowl

vs. Mississippi

Jacksonville, Florida
January 1, 1991
Attendance: 68,927

Michigan	7	7	21	0-35
Mississippi	0	3	0	0-3

Gary Moeller's Wolverines gained a share of the Big Ten title in his first season, as U-M met Mississippi in the Gator Bowl.


After both teams exchanged early turnovers, Michigan opened the scoring when Elvis Grbac threw deep down the right side of the field to Desmond Howard, for a career-long 63-yard touchdown reception. J.D. Carlson's extra point gave Michigan a 7-0 lead with 1:04 left in the first quarter.

Mississippi scored its only points of the game in the second quarter when Brian Lee kicked a career-long and Gator Bowl record 51-yard field goal to trim the margin to 7-3.

Following a 32-yard Howard return of the ensuing kickoff, Jon Vaughn sprinted around left end for a gain of 37 yards and a first down at the Rebel 31. Five plays later, Grbac threw seven yards to Jarrod Bunch for a 14-3 halftime lead. Grbac's touchdown pass, his 19th of the season, broke Jim Harbaugh's Michigan single season record for touchdown passes thrown (18 in 1985).

Early in the third quarter, Grbac threw a screen pass to Howard who eluded the Mississippi defense en route to a 50-yard touchdown reception and a 21-3 Michigan lead with 10:53 left in the third quarter.

Later in the quarter, Ole Miss quar-



terback Tom Luke was intercepted by Todd Plate at the Michigan 37. After a three-yard Ricky Powers run and an 11-yard Grbac-to-Howard completion, the Wolverines had a first down on the Ole Miss 49-yard line. On the next play, Powers blasted up the middle for a gain of 44 yards and a first down at the Rebel five. Bunch pounded into the end zone on the next play, giving Michigan a comfortable 28-3 lead.

As the third stanza was nearing completion, Grbac connected with Derrick Alexander over the middle for a 33-yard touchdown—Grbac's fourth of the game, and a Michigan single bowl record. That closed the scoring, giving Michigan a resounding 35-3 win.

Offensive linemen Dean Dingman, Tom Dohring, Greg Skrepenak, Matt Elliott and Steve Everitt were named the game's Most Valuable Players for leading the offense to a Michigan single game record 715 total yards.

SCORING

	First Quarter	Team Stats	UM	MS
M	Howard, 63-yard pass from Grbac (Carlson kick)	First Downs	35	20
	Second Quarter	Net Yards Rushing	391	93
MS	Lee, 51-yard field goal	Net Yards Passing	324	215
M	Bunch, 7-yard pass from Grbac (Carlson kick)	Total Plays	85	67
	Third Quarter	Total Yards	715	308
M	Howard, 50-yard pass from Grbac (Carlson kick)	PA/PC/Int	32/20/2	31/17/4
M	Bunch, 5-yard run (Carlson kick)	Punts-Avg	2-24.5	5-38.0
M	Alexander, 33-yard pass from Grbac (Carlson kick)	Return Yards	65	192
		Fumbles/Lost	2/1	4/2
		Penalties/Yards	6/69	4/49

Rushing — (M): Vaughn, 15-128; Powers, 14-112; Bunch, 11-54; Legette, 5-54; Howard, 1-19; Washington, 3-15; Watson, 1-5; Jefferson, 3-4; (MS): Baldwin, 8-53; Thigpen, 6-32; Billing, 2-6; Courtney, 1-6; Luke, 14-5; Shows, 5(-9)

Passing — (M): Grbac, 16-25-296; Sollom, 4-7-28; (MS): Shows, 12-20-150; Luke, 5-11-65


Receiving — (M): Howard, 6-167; Alexander, 2-50; VanDyne, 3-32; Bunch, 2-22; Burch, 1-12; Vaughn, 1-10; Owen, 1-9; Powers, 1-8; Johnson, 2-7; Diebolt, 1-7; (MS): Roberts, 4-67; Brownlee, 4-58; Owens, 3-42; Small, 1-25; Baldwin, 2-15; Holder, 1-11; Thigpen, 1-6; Courtney, 1-3

1992 Rose Bowl

vs. Washington

Pasadena, California
January 1, 1992
Attendance: 103,566

Michigan	0	7	0	7-14
Washington	0	13	8	13-34



With a fourth consecutive Big Ten title locked up, the Michigan Wolverines ventured to Pasadena hoping to add a Rose Bowl title and possible national championship to their already impressive list of accolades. Thus far, the 1991 season had seen Desmond Howard win the Heisman Trophy and Erick Anderson garner the first Butkus Award in school history. However, standing in the way of Gary Moeller's team were the Washington Huskies, a team boasting the nation's top-ranked defense.

After a scoreless first quarter, the Huskies went ahead as Billy Joe Hobert faked to Beno Bryant and ran off left tackle for two yards and the touchdown. Howard, an electrifying player, would then add another clip to his collegiate highlight film on Michigan's ensuing drive as he snared a leaping, 35-yard reception over eventual NFL first round selection Dana Hall. Three plays later, Elvis Grbac connected with Walter Smith on a nine-yard scoring pass. Two Travis Hanson field goals made the score 13-7 Huskies at halftime.

Washington extended its lead in the third quarter on an 80-yard touchdown drive. Hobert completed a five-yard TD toss to Mark Bruener and the two-point conversion to

Aaron Pierce.

Facing a 21-7 deficit, the Wolverines were again unable to manage a first down and were forced to punt. Excellent field position awaited the Washington offense again, with the ball resting on the Michigan 48. On the second play of the final quarter, Hobert gave a play-action fake and found Pierce in the back of the endzone for a two-yard touchdown. The Wolverines found themselves trailing 27-7.

Michigan started the next drive at its own 29-yard line, and moved the ball out to the 38-yard line before a Grbac keeper on fourth-and-one was stopped. Washington took only six seconds to find the endzone again, as Mark Brunell hit Mario Bailey streaking down the right side for the Huskies final score of the game.

Tyrone Wheatley, a freshman, capped off an outstanding afternoon (68 yards on nine carries) and closed the scoring on a 53-yard touchdown run, and J.D. Carlson's 126th consecutive PAT.

SCORING

	Second Quarter	Team Stats	UM	UW
WA	Hobert, 2-yard run (Hanson kick)	First Downs	10	19
M	Smith, 9-yard pass from Grbac (Carlson kick)	Net Yards Rushing	72	123
WA	Hanson, 24-yard field goal	Net Yards Passing	133	281
WA	Hanson, 23-yard field goal	Total Plays	61	85
	Third Quarter	Total Yards	205	404
WA	Bruener, 5-yard pass from Hobert (Pierce, pass from Hobert)	PA/PC/Int	28/14/1	42/25/1
	Fourth Quarter	Punts-Avg	10-37.8	6-41.8
WA	Pierce, 2-yard pass from Hobert (Kick failed)	Return Yards	144	95
WA	Bailey, 38-yard pass from Brunell (Hanson kick)	Fumbles/Lost	3/0	0/0
M	Wheatley, 53-yard run (Carlson kick)	Penalties/Yards	8/62	6/50

Rushing — (M): Wheatley, 9-68; Johnson, 4-30; Garry, 1-15; Powers, 10-10; Collins, 1(-9); Grbac, 8(-42) (WA): Bryant, 15-38; Barry, 13-37; Kaufmann, 6-26; M. Jones, 3-22; Turner, 1-3; Hobert 4(-1); Brunell, 1(-2)

Passing — (M): Grbac, 13-26-130; Collins, 1-2-3; (WA): Hobert, 18-34-192; Brunell, 7-8-89

Receiving — (M): Howard, 1-35; Wheatley, 3-30; VanDyne, 4-22; R. Powers, 3-18; McGee, 1-14; W. Smith, 1-9; J. Johnson, 1-5 (WA): Bailey, 6-126; Pierce, 7-86; Bryant, 5-22; Gaspard, 1-5; McKay, 1-12; M. Jones, 2-7; Turner, 1-6; Bruener, 1-5; Barry, 1-2

1993 Rose Bowl

vs. Washington


Pasadena, California

January 1, 1993

Attendance: 94,236

Michigan 10 7 14 7-38

Washington 7 14 10 0-31



For the second consecutive season, the Michigan Wolverines and Washington Huskies celebrated the New Year together at the Rose Bowl. The Huskies were searching for an unprecedented third straight Rose Bowl victory, while the Wolverines were looking to avenge a 34-14 Rose Bowl defeat to Washington in 1992.

Trailing 7-3, the Wolverines energized their fans on a 49-yard touchdown pass from Elvis Grbac to Tony McGee, which capped a six-play, 69-yard drive and provided Michigan the lead after the first quarter. On its next possession, Michigan opened up a 17-7 lead as Tyrone Wheatley, on his way to a 235-yard rushing performance, sprinted untouched 56 yards for a touchdown.

In this offensive showdown, the Huskies responded with two straight touchdowns -- a 64-yard touchdown pass from Mark Brunell to Jason Shelley, and an 18-yard touchdown strike from Brunell to Mark Bruener. Washington took a 21-17 lead into the halftime inter-

mission.

Wheatley then went to work, taking advantage of a key block by All-American Steve Everitt on an 88-yard touchdown run -- his second long scoring play and a new Rose Bowl record. But the Huskies were far from through. They put together 10 straight points and went ahead 31-24 until Wheatley responded. His third touchdown run of the game -- a 24-yard scamper on a draw play -- tied the game at 31 and swung the momentum back to Michigan.

The Wolverines' game-winning score came on an 80-yard drive, as Grbac, facing third and short from the Huskies' 15-yard line, found McGee at the two. McGee fell into the endzone for the only score of the fourth quarter, the winning points in Michigan's thrilling 38-31 victory.

SCORING

First Quarter		Team Stats	UM	UW
M	Elezovic 41-yard field goal	First Downs	16	19
WA	Turner, 1-yard run (Hanson kick)	Net Yards Rushing	308	105
M	McGee, 49-yard pass from Grbac (Elezovic kick)	Net Yards Passing	175	308
Second Quarter		Total Plays	66	74
M	Wheatley, 56-yard run (Elezovic kick)	Total Yards	483	413
WA	Shelley, 64-yard pass from Brunell (Hanson kick)	PA/PC/Int	30/17/0	31/18/0
WA	Bruener, 18-yard pass from Brunell (Hanson kick)	Punts/Avg	6/37.0	5/39.2
Third Quarter		Return Yards	28	19
M	Wheatley, 88-yard run (Elezovic kick)	Fumbles/Lost	1/0	1/1
WA	Kaufman, 1-yard run (Hanson kick)	Penalties/Yards	8/72	5/43
WA	Hanson, 44-yard field goal	Time of Possession	28:12	31:48
Fourth Quarter				
M	McGee, 15-yard pass from Grbac (Elezovic kick)			

Rushing — (M): Wheatley 15-235; E. Davis 9-35; R. Powers 9-28; Legette 5-12; Grbac 1-(-2) (WA): Kaufman 20-39; Brunell 10-32; Turner 5-18; Thomas 2-8; Jones 2-4; Barry 4-4
Passing — (M): Grbac 17-30-175 (WA): Brunell 18-30-308; Bjornson 0-1-0
Receiving — (M): McGee 6-117; Smith 3-19; Alexander 3-18; Hayes 1-10; Malveaux 1-5; Wheatley 2-4; Legette 2-4 (WA): Shelley 3-100; Bruener 4-85; D. Barry 2-61; Mack 2-33; Kralik 2-16; Jones 2-10; Turner 1-4; Kaufman 2-(-1)

1994 Hall of Fame Bowl

vs. North Carolina State

Tampa, Florida

January 1, 1994

Attendance: 52,649

Michigan 0 21 21 0-42

N.C. State 0 0 7 0-7



The 1994 Hall of Fame Bowl opened the New Year's Day bowl festivities with an 11 a.m. kickoff in unusually wet conditions for the Tampa, Fla., site. By the time the rain subsided and the other New Year's Day bowl games were set to begin, Michigan was well on its way to a 42-7 trouncing of North Carolina State. Tyrone Wheatley, in his third consecutive tremendous bowl outing, was named the game's MVP after compiling 124 rushing yards on 18 carries, including touchdown runs of 26 and 18 yards.

Michigan opened the scoring early in the second quarter -- the first points in what would become consecutive 21-point quarters. Wheatley took a pitch from Todd Collins on a sweep to the right and blazed down the sidelines for a 21-yard score. On their subsequent possession, the Wolfpack were forced to punt, and Derrick Alexander made N.C. State pay. He fielded the punt at Michigan's 21-yard line and burst up the middle of the field unchallenged for a 79-yard touchdown -- the longest punt return in Hall of Fame Bowl history.

The Wolverines put away the

game late in the half. Closing a 13-play, 85-yard drive, Collins, on fourth-and-10 from the Wolfpack 31, found Amani Toomer in the right corner of the endzone for a score. The conversion gave the Wolverines a 21-0 lead.

The scoring continued for Michigan in the third quarter, as it strung together two more touchdowns--on Clarence Thompson's 43-yard interception return and Wheatley's 18-yard scoring run -- before N.C. State finally broke the shutout with a touchdown of its own. Wheatley's score -- his sixth bowl touchdown over the past three seasons -- was the 35th rushing TD of his career, breaking Rick Leach's school record for career rushing TDs. It was also Wheatley's 40th career touchdown, tying him with Anthony Carter for the most career TDs by a Wolverine. Ricky Powers closed the game's scoring with a 16-yard TD run with 3:13 left in the third.

SCORING

Second Quarter		Team Stats	UM	NCS
M	Wheatley, 26-yard run (Elezovic kick)	First Downs	21	18
M	Alexander, 79-yard punt return (Elezovic kick)	Net Yards Rushing	265	117
M	Toomer, 31-yard pass from T. Collins (Elezovic kick) 21-0	Net Yards Passing	201	195
Third Quarter		Total Plays	67	74
M	Thompson, 43-yard interception return (Elezovic kick), 28-0	Total Yards	466	312
M	Wheatley, 18-yard run (Elezovic kick)	PA/PC/Int	23/12/0	38/19/4
NCS	Fitzgerald, 12-yard pass from Bender (Videtic kick),35-7	Punts/Avg	6/47.0	6/42.0
M	Powers, 16-yard run (Elezovic kick)	Return Yards	155	5
		Fumbles/Lost	1/0	4/2
		Penalties/Yards	5/35	3/15
		Time of Possession	27:29	32:31

Rushing — (M): Wheatley 18-124; E. Davis 7-36; R. Powers 4-33; Buff 3-26; Biakabutuka 5-22; Foster 2-10; Ritchie 3-9; Collins 1-4; J. Carr 1-1; (NCS) Downs 13-102; George 3-21; Brown 7-11; Harvey 10-0; Fitzgerald 1-0; Goines 1-(-5); Bender 1-(-12)
Passing — (M): T. Collins 11-22-189; J. Carr 1-1-12; (NCS): Harvey 13-27-108; Bender 6-10-87; Goines 0-1-0
Receiving — (M): D. Jones 2-65; W. Smith 3-48; Toomer 2-44; Hayes 2-27; Richards 1-12; E. Davis 2-5; (NCS): Goines 7-72; Downs 4-34; Schultz 2-31; Hinton 2-25; George 2-16; Fitzgerald 1-12; Brown 1-5

1994 Holiday Bowl

vs. Colorado State

San Diego, California
December 30, 1994
Attendance: 59,453

Michigan	10	7	7	0-24
Colorado St.	7	0	0	7-14


Michigan, who had taken its lumps on the defensive side of the ball during a 7-4 regular season, stuffed Colorado State when it recorded a 24-14 win at Jack Murphy Stadium that helped ease the sting of some painful late-season losses.

CSU nearly mirrored the Wolverines in total yardage (341-340), but gained just 51 yards rushing against a Michigan defense that forced four turnovers and had a key goal-line stand in the second half.

U-M struck first on the game's opening drive on Todd Collins' four-yard TD pass to Amani Toomer with 8:51 left in the opening quarter. The Rams took the ensuing kickoff and turned in a nine-play, 66-yard drive to tie the game, 7-7. The drive was culminated by Paul Turner's 32-yard TD reception.

All-American Remy Hamilton booted a 34-yard field goal with 2:46 remaining in the first quarter to put Michigan ahead 10-7. A blocked punt by freshman Chris Howard gave U-M the ball deep in Rams territory with less than two minutes left before halftime. Collins then connected with Mercury Hayes for a 16-yard TD strike to put U-M ahead 17-7 with 1:28 left in the half.

The Wolverines forced a turnover on CSU's first drive of the second half, taking over on the Rams' 17-yard line.



Tyrone Wheatley made short work four plays later with a three-yard plunge into the endzone. That gave U-M a 24-7 lead with 11:58 left in the third quarter.

Midway through the third quarter, a 42-yard pass play helped CSU move the ball from its own 13-yard line to inside the Wolverine 10. A pair of pass interference calls against U-M gave the Rams seven plays to attempt to go eight yards into the endzone.

Four plays from the Michigan two-yard line turned up nothing for Colorado State, as a two-yard loss and incomplete pass on fourth down helped the Wolverines turn away the high-scoring Rams.

Michigan held a 24-7 advantage after three quarters and held that lead until 1:18 remained in the game. CSU finally cracked the stubborn U-M defense with an 18-yard TD pass by Anthony Hill to complete the scoring.

Collins threw for 162 yards (14-for-24) and two touchdowns, earning the game's offensive MVP honors. The Michigan defense tallied 11 tackles for loss, driving the CSU offense back 61 yards.

SCORING

	Team Stats	UM	CSU
First Quarter			
M Toomer, four-yard pass from Collins (Hamilton kick)	First Downs	18	20
CSU Turner, 32-yard pass from Hill (McDougal kick)	Net Yards Rushing	179	51
M Hamilton, 34-yard field goal	Net Yards Passing	162	289
Second quarter	Total Plays	60	75
M Hayes, 16-yard pass from Collins (Hamilton kick)	Total Yards	341	340
Third quarter	PA/PC/Int	24/14/3	40/22/2
M Wheatley, three-yard run (Hamilton kick)	Punts/Avg.	5/28.0	4/35.5
Fourth quarter	Return Yards	74	117
CSU Burkett, 18-yard pass from Hill (McDougal kick)	Fumbles/Lost	0/0	2/2
	Penalties/Yards	11/97	8/72
	Time of Possession	27:40	32:20

Rushing — (M): Wheatley 16-80; Biakabutuka 9-70; E. Davis 1-13; Howard 3-9; Hayes 1-8; Floyd 1-2; Collins 6-(-3). (CSU): Watson 17-47; Ward 1-8; Carn 1-4; Brown 3-(-3); Hill 14-(-5).

Passing — (M): Collins 14-24-162. (CSU): Hill 22-40-289.

Receiving — (M): Toomer 5-63; Hayes 3-41; Foster 2-32; Richards 2-20; Wheatley 1-5; Cooper 1-1. (CSU): Shull 3-101; Burkett 5-62; Turner 4-62; Olsen 3-29; Watson 6-23; Ward 1-12.

1995 Alamo Bowl

vs. Texas A&M

San Antonio, Texas
December 28, 1995
Attendance: 64,597

Michigan	7	3	3	7-20
Texas A&M	10	3	3	6-22


Aggies placekicker and Alamo Bowl offensive MVP Kyle Bryant booted a Michigan-opponent record five field goals in the game (27, 49, 47, 31 and 37 yards), and a Wolverine rally ran out of time at the third Alamo Bowl game.

Midway through the first quarter, Tshimanga Biakabutuka's fumble was recovered by the Aggies on U-M's five-yard line. Two plays later, Eric Bernard took it in to give Texas A&M a 7-0 lead.

The Wolverines responded quickly. Aided by 35 yards in Aggie penalties, Michigan went 77 yards in two plays to tie the game. The drive was capped off by a 41-yard Brian Griese to Amani Toomer touchdown pass.

After the two teams traded field goals, the two defenses settled in, holding their opposition scoreless on the next four possessions. On its final possession of the half, Texas A&M drove to the Michigan 32-yard line, where Bryant kicked a career-best 49-yard field goal at the gun to give the Aggies a 13-10 halftime lead.

Texas A&M extended the lead with a 47-yard field goal with 5:34 left in the third quarter. Michigan took the kickoff at the 19-yard line and ran the ball down to the Texas A&M four-yard line in 11 plays. The Wolverines had



to settle for a Remy Hamilton 26-yard field goal to close the gap to 16-13.

The Aggies again extended their lead to six early in the fourth quarter, then held off an ineffective Wolverine offense. After a 31-yard interception return gave the Aggies possession at the Michigan four-yard line, Bryant kicked a 37-yard field goal to put Texas A&M ahead, 22-13, with 23 seconds remaining.

The Wolverines showed strokes of brilliance in the final seconds, with Griese completing long passes to Mercury Hayes and Toomer, the latter going for 44 yards and a touchdown. The onside kick was unsuccessful, and the Aggies ran out the clock to hand U-M a 22-20 defeat.

For the game, Griese completed nine-of-23 passes for 182 yards. Five of those passes went to Toomer, who tallied 135 yards and two touchdowns. Michigan managed only 129 yards on the ground, an Alamo Bowl-record 94 coming from Biakabutuka and 36 from Clarence Williams.

SCORING

	Team Stats	UM	A&M
First Quarter			
A&M Bernard, nine-yard run (Bryant kick)	First Downs	19	17
M Toomer, 41-yard pass from Griese (Hamilton kick)	Net Yards Rushing	129	130
A&M Bryant, 27-yard Field Goal	Net Yards Passing	182	136
Second Quarter	Total Plays	61	67
M Hamilton, 28-yard Field Goal	Total Yards	311	266
A&M Bryant, 49-yard Field Goal	PA/PC/Int	23/9/1	22/12/0
Third Quarter	Punts/Avg	7/36.0	5/43.0
A&M Bryant, 47-yard Field Goal	Return Yards	81	78
M Hamilton, 26-yard Field Goal	Fumbles/Lost	2/1	2/1
Fourth Quarter	Penalties/Yards	6/60	11/110
A&M Bryant, 31-yard Field Goal	Time of Possession	28:53	31:07
A&M Bryant, 37-yard Field Goal			
M Toomer, 44-yard pass from Griese (Hamilton kick)			

Rushing — (M): Biakabutuka 24-94; Williams 7-36; Hayes 1-17; Griese 6-(-18); (A&M): Parker 21-56; Hardeman 6-41; Bernard 15-40; Connell 1-7; Pullig 2-(-14)

Passing — (M): Griese 9-23-182; (A&M): Pullig 12-22-136

Receiving — (M): Toomer 5-135; Hayes 2-35; Riemersma 1-10; Biakabutuka 1-2; (A&M): Hardeman 3-41; Connell 3-36; Parker 3-23; Sanders 2-30; Spiller 1-6

1997 Outback Bowl

vs. Alabama

Tampa, Florida
January 1, 1997
Attendance: 53,161

Alabama	3	0	0	14-17
Michigan	0	6	0	8-14

The highly-regarded defensive units of Michigan and Alabama were showcased in the New Year's Day Outback Bowl, but it was a Crimson Tide offense that led 'Bama to a 17-14 victory.


Michigan entered the game ranked 18th nationally in total defense while Alabama brought the No. 8 defense into the game. Neither unit disappointed.

The Wolverines held the Crimson Tide to 247 yards of total offense and effectively shut down Alabama for most of the game.

Alabama opened the game's scoring with a 43-yard Jon Brock field goal just 2:07 into the game.

Remy Hamilton knotted the game for Michigan with a 44-yard field goal with 8:03 left in the first half, then gave the Wolverines the lead with a 22-yard field goal 20 seconds before the intermission.

The turning point came as Michigan, already leading 6-3 early in the fourth quarter, worked a drive deep into Alabama territory. On third-and-five, quarterback Brian Griese, who started his first game of the season, attempted a short pass across the middle, but was deflected and intercepted by Alabama line-backer Dwayne Rudd. Rudd turned upfield and raced to an Outback Bowl record 88-yard interception return. The score, which came with



12:13 left in the game, gave the Crimson Tide a 10-6 lead that they never relinquished.

Alabama put the game away two possessions later when running back Shaun Alexander dashed 46 yards to put the Crimson Tide up 17-6 with 2:15 left in the game.

Griese hit receiver Russell Shaw with a nine-yard touchdown pass to end a nine-play, 80-yard drive with 1:16 left. After a pass-interference call, fullback Chris Floyd ran the ball in for a two-point conversion to bring Michigan to within three, 17-14.

The Crimson Tide recovered the onside kick and ran out the clock.

Michigan finished the game with 415 yards in total offense, but it was unable to put the ball in the endzone. Three times the Wolverines failed to score after moving within the Alabama 35-yard line.

Griese completed 21-of-37 passes for 287 yards. He threw one touchdown and one interception.

1998 Rose Bowl

vs. Washington State

Pasadena, California
January 1, 1998
Attendance: 101,219

Washington St.	7	0	6	3-16
Michigan	0	7	7	7-21

Michigan claimed its 11th national title with a 21-16 victory over Washington State at the Rose Bowl. The Wolverines' No. 1-ranked defense held the high-powered Cougars' offense to their lowest scoring output of the season, while Rose Bowl MVP Brian Griese completed 18-of-30 passes for 251 yards and three TDs.

WSU took a 7-0 first-quarter lead on a 15-yard touchdown pass from Ryan Leaf to wide receiver Kevin McKenzie.

U-M tied the score at seven entering the half as Griese threw a 53-yard touchdown pass to wideout Tai Streets.

After a Michigan punt pinned Washington State at the one-yard line, Leaf led a go-ahead 99-yard third-quarter scoring drive that ended with a 14-yard reverse by wide receiver Michael Tims. James Hall kept the deficit at 13-7 by blocking the extra point attempt.

The Wolverines' offense responded immediately as Griese and Streets connected on a 58-yard TD, their second long scoring play of the game. Kicker Craig Baker hit the PAT to give Michigan its first lead, 14-13.

After a defensive stop, U-M extended its lead to 21-13 as Griese rolled right and found tight end Jerame Tuman for the game-winning 23-yard touchdown.

WSU scored the games final points with 7:25 remaining as kicker Rian



Lindell hit a 48-yard field goal.

Holding a slim 21-16 lead, the Wolverines embarked on their most important drive of the season. U-M's 16-play series consumed 6:56 and saw Griese direct four third-down conversions. After lining up to attempt a potential 47-yard field goal, Jay Feely received the direct snap and proceeded to pooch punt.

Pinned deep at their seven-yard line with 29 seconds left, the Cougars added a little drama to the final moments. Leaf connected with Nian Taylor on a 46-yard pass play on third down to cross into Michigan territory. After a delay of game penalty, Leaf threw to Love Jefferson who lateralled the ball to Jason Clayton for a 36-yard gain to the U-M 16-yard line. WSU was unable to stop the clock as time ran out.

Dhani Jones recorded two sacks and a team-high 10 tackles, while Charles Woodson stopped a WSU drive with an endzone interception and recorded four PBUs. Offensively, Streets caught four passes for 127 yards and two TDs, and Chris Howard gained 70 yards rushing on 19 carries.

SCORING

First Quarter		Team Stats	UM	AL
UA	Brock, 43-yard field goal	First Downs	22	13
Second Quarter		Net Yards Rushing	124	182
M	Hamilton, 44-yard field goal	Net Yards Passing	291	65
M	Hamilton, 22-yard field goal	Total Plays	79	53
Fourth Quarter		Total Yards	415	247
UA	Rudd, 88-yard interception return (Brock PAT)	PA/PC/Int	38/22/1	18/9/1
UA	Alexander, 46-yard run (Brock PAT)	Punts/Avg.	7/26.1	6/46.5
M	Shaw, nine-yard pass from Griese (Floyd run)	Return Yards	90	9
		Fumbles/Lost	3/0	2/1
		Penalties/Yards	6/47	8/42
		Time of Possession	34:32	25:28

Rushing — (M): C. Williams 12-58; Floyd 6-35; Howard 12-27; Griese 10-5; Shaw 1-(-1); (A): Alexander 9-99; Riddle 13-58; Foust 5-29; West 1-4; Kitchens 7-(-8)

Passing — (M): Griese 37-21-287; Woodson 1-1-4; (A): Kitchens 18-9-65

Receiving — (M): Shaw 6-84; Williams 5-113; Knight 3-41; Woodson 3-25; Streets 2-12; Tuman 1-6; Shea 1-6; Griese 1-4; (A): Alexander 3-4; Vaughn 2-27; Rutledge 1-13; Hape 1-12; Riddle 1-6; Hall 1-3

SCORING

First Quarter		Team Stats	WSU	UM
WS	McKenzie 15 pass from Leaf (Lindell kick)	First Downs	18	22
Second Quarter		Net Yards Rushing	28-67	41-128
M	Streets 53 pass from Griese (Baker kick)	Net Yards Passing	331	251
Third Quarter		Total Plays	71	63
WS	Tims 14 reverse (Lindell kick block)	Total Yards	398	379
M	Streets 58 pass from Griese (Baker kick)	PA/PC/Int	35/17/1	30/18/1
Fourth Quarter		Punts/Avg	6/40.3	6/30.5
M	Tuman 23 pass from Griese (Baker kick)	Return Yards	1/2	5/56
WS	FG Lindell 48	Fumbles/Lost	0/0	0/0
		Penalties/Yards	4/43	4/40
		Time of Possession	27:46	32:14

Rushing — (M): Howard 19-70, Thomas 7-20, Griese 7-13, C Williams 2-12, Floyd 4-7, Woodson 2-6; (WSU): Black 7-24, Gilmore 8-20, Tims 1-14, Leaf 10-6, Clayton 2-3.

Passing — (M): Griese 18-30-1-251; (WSU): Leaf 17-35-1-331.

Receiving — (M): Shaw 6-49, Streets 4-127, Tuman 2-33, Howard 2-13, Thomas 1-14, Woodson 1-7, Campbell 1-7, Williams 1-1; (WSU): Jackson 5-89, McKenzie 5-78, McWashington 2-41, Tims 2-9, Taylor 1-46, Gilmore 1-42, Jefferson 1-8, Clayton 0-18.

1999 CompUSA Citrus Bowl

vs. Arkansas

Orlando, Florida
January 1, 1999
Attendance: 67,584

Arkansas	0	10	14	7-31
Michigan	3	21	0	21-45

The Michigan football team became the first Big Ten team to win the Citrus Bowl in five years with a 45-31 victory over No. 11 Arkansas. Trailing 31-24 with just 5:49 left in the game, the Wolverines rallied with 21 points in a span of 4:02 to win their 15th bowl game all-time.

Anthony Thomas led the Wolverines with three rushing touchdowns and 139 yards on the ground. Thomas was named Citrus Bowl Most Valuable Player for his performance, while linebacker Sam Sword was named the Michigan Defensive MVP by the media for his 11-tackle performance.

The Wolverines scored the games first points with 6:29 left in the first quarter when Jay Feely connected on a 43-yard field goal. Arkansas took a 7-3 lead on a 35-yard TD pass from Clint Stoerner to Michael Williams in the second quarter. Michigan responded with a two-yard touchdown run from Anthony Thomas, and a 46-yard interception return for a touchdown by linebacker Ian Gold. After Arkansas' Todd Latourette booted a 42-yard field goal to trim the Wolverine lead to 17-10, Michigan marched 69 yards in



just 1:38 and capped the drive with a five-yard touchdown run by Thomas. The Wolverines took a 24-10 lead into halftime.

The Razorbacks scored three consecutive second half touchdowns to take a 31-24 lead midway through the fourth quarter.

Trailing for the first time since an early 7-3 deficit, Michigan responded with three consecutive touchdowns of its own. Anthony Thomas tied the game at 31, on a one-yard run.

After the Wolverine defense forced the Razorbacks to punt on their next possession, Brady found DiAllo Johnson in the endzone from 21 yards out with 2:25 remaining.

U-M cornerback James Whitley sealed the victory with 1:47 remaining, intercepting a Stoerner pass and returning it 26 yards for a touchdown.

SCORING

First Quarter	
M	Feely 43-yard field goal
Second Quarter	
AR	M. Williams 35 pass from Stoerner (Latourette kick)
M	Thomas 2-yard run (Feely kick)
M	Gold 46-yard interception return (Feely kick)
AR	Latourette 42-yard field goal
M	Thomas 5-yard run (Feely kick)
Third Quarter	
AR	Chukwuma 2-yard run (Latourette kick)
AR	Chukwuma 1-yard run (Latourette kick)
Fourth Quarter	
AR	Davenport 9 pass from Stoerner (Latourette kick)
M	Thomas 2-yard run (Feely kick)
M	D. Johnson 21 pass from Brady (Feely kick)
M	Whitley 26-yard interception return (Feely kick)

Team Stats	AR	UM
First Downs	20	21
Net Yards Rushing	40-116	46-204
Net Passing Yards	232	230
Total Plays	61	67
Total Yards	348	434
PA/PC/Int.	42/17/2	30/16/2
Punts/Avg.	7/33.9	5/40.0
Return Yards	81	78
Fumbles/Lost	0-0	1-1
Penalties/Yards	4/31	12/104
Time of Possession	28:43	31:17

Rushing — (M): Thomas 21-132, C. Williams 19-72, Coleman 1-3, Brady 5-(-3); (AR): Chukwuma 17-56, Hill 13-35, Stoerner 8-14, Branch 1-9, Norman 1-2.

Passing — (M): Brady 14-27-2-209; (AR): Stoerner 17-42-2-232.

Receiving — (M): Streets 7-129, C. Williams 2-15, Shea 2-10, Terrell 1-26, D. Johnson 1-21, Thomas 1-12, Campbell 1-11, Knight 1-6; (AR): M. Williams 7-90, Lucas 3-63, Smith 3-19, Morreale 1-36, Hill 1-14, Davenport 1-9, Chukwuma 1-1.

2000 FedEx Orange Bowl

vs. Alabama

Miami, Florida
January 1, 2000
Attendance: 70,461

Michigan	0	7	21	0	7-35
Alabama	0	14	14	0	6-34


Michigan erased a pair of 14-point deficits in winning a thrilling 35-34 overtime game against Alabama in the 2000 FedEx Orange Bowl at Pro Player Stadium. The Wolverines played in, and won, their first overtime contest in school history.

With the score knotted at 28 at the end of regulation, Michigan scored on its initial play of overtime when quarterback Tom Brady found tight end Shawn Thompson on a 25-yard TD pass. Kicker Hayden Epstein hit the extra point to give U-M a 35-28 lead, its first of the contest.

On Alabama's first possession of overtime, Andrew Zow hit Antonio Carter with a 21-yard TD pass on the second play of the drive. However, Alabama's Ryan Pflugner pushed the extra point attempt wide right and Michigan claimed the victory.

Sophomore wide receiver David Terrell was named Orange Bowl MVP after setting career bests in receiving yards (150) and receiving touchdowns (three) as well as equaling his career-high in receptions (10). Brady capped his career with a career-best four TD passes on 34-of-46 passing for a UM bowl record 369 yards.

During regulation, Michigan trimmed the deficit to 14-7 with 58



seconds left in the first half when Brady hit Terrell on a 27-yard scoring strike.

Michigan held Alabama on its first offensive possession of the second half and marched 59 yards to even the score at 14. The Crimson Tide responded with back-to-back touchdowns from Shaun Alexander and Freddie Milons.

Michigan closed the gap when Brady and Terrell connected on a 20-yard TD pass with 5:42 left in the third quarter. After holding Alabama on its next possession, Michigan tied the game (28-28) as junior tailback Anthony Thomas scored on a three-yard run.

The Wolverines dominated the fourth quarter, but a fumble heading into the endzone for the go-ahead score and a blocked 36-yard field goal attempt on the final play of regulation, sent the game into overtime.

SCORING

Second Quarter	
AL	Alexander 5-yard run (Pflugner kick)
AL	Alexander 6-yard run (Pflugner kick)
M	Terrell 27-yard pass from Brady (Epstein kick)
Third Quarter	
M	Terrell 57-yard pass from Brady (Epstein kick)
AL	Alexander 50-yard run (Pflugner kick)
AL	Milons 62-yard punt return (Pflugner kick)
M	Terrell 20-yard pass from Brady (Epstein kick)
M	Thomas 3-yard run (Epstein kick)

Overtime	
M	Thompson 25-yard pass from Brady (Epstein kick)
AL	Carter 21-yard pass from Zow (Pflugner kick failed)

Team Stats	UM	AL
First Downs	18	12
Net Yards Rushing	23-37	37-184
Net Passing Yards	369	121
Total Plays	70	57
Total Yards	406	305
A/PC/Int.	47/35/0	20/13/0
Punts/Avg.	8/43.4	9/34.4
Return Yards	115	182
Fumbles/Lost	2/1	1/0
Penalties/Yards	10/115	18/132
Time of Possession	32:08	27:52

Rushing — (M): Thomas 18-40; Henson 1-8; Gold 1-5; Brady 3-(-16). (AL): Alexander 25-161; Watts 4-15; Milons 2-11; Bohanon 1-4; McClintock 3-3; Zow 2-(-10).

Passing — (M): Brady 34-46-0-369; Henson 1-1-0-0. (AL): Zow 7-14-0-86; Watts 6-6-0-35.

Receiving — (M): Terrell 10-150; Shea 7-50; Walker 6-65; Thomas 4-2; Thompson 3-47; Knight 3-28; Joppru 1-24; Johnson 1-3. (AL): Carter 4-38; Milons 4-15; Alexander 2-21; Bowns 1-22; Jones 1-16; Buchanan 1-9.

2001 Capital One Florida Citrus Bowl

vs. Auburn

Orlando, Florida
January 1, 2001
Attendance: 66,928

Michigan	7	14	10	0-31
Auburn	0	14	7	7-28


An efficient passing offense and a relentless ground attack led Michigan to a 31-28 victory over Auburn in the 2001 Florida Citrus Bowl. Drew Henson completed 15-of-20 passes for 294 yards and a pair of touchdowns, while tailback Anthony Thomas rushed 32 times for 182 yards and two touchdowns.

On its second possession, Michigan brought a trick out of the bag, using a flea-flicker to fool the Tigers' defense and score a 31-yard touchdown pass from Henson to David Terrell. This 76-yard drive in 70 seconds set Michigan's efficient tempo for the game.

Auburn struck back early in the second quarter when senior quarterback Ben Leard hooked up with wideout Ronney Daniels on a 19-yard touchdown pass. Leard hit Clifton Robinson for a 20-yard touchdown on the Tigers' next drive. Leard threw for 394 yards on the day, mostly in an effort to keep up with the Wolverine offense.

Michigan scored the next three touchdowns of the game due in large part to Thomas' brutish running. He racked up two touchdowns and became U-M's all-time leading rusher and scorer.

In the midst of the Wolverines' offensive explosion, sophomore



safety Julius Curry and senior safety DeWayne Patmon each made key interceptions to halt Auburn drives into Michigan territory. Other defensive stars for the Wolverines included junior linebackers Eric Brackins and Larry Foote with 13 and eight tackles, respectively, and senior lineman Eric Wilson with six tackles and a sack.

Though Leard and junior running back Rudi Johnson tried to bring Auburn back, junior kicker Hayden Epstein connected on a 41-yard field goal towards the end of the third-quarter, giving U-M a 31-21 lead. Auburn added another late touchdown, but Michigan recovered an onside kick with 2:22 remaining and held on for the victory.

SCORING

M	Team Stats	AU	UM
M Terrell 31-yard pass from Henson (Epstein kick)	First Downs	23	21
AU Daniels 19-yard pass from Leard (Duval kick)	Rushed-Yards	35-92	42-159
AU Robinson 20-yard pass from Leard (Duval kick)	Passing Yards	394	294
M Askew 4-yard pass from Henson (Epstein kick)	Passes	28-37-2	15-20-0
M Thomas 11-yard run (Epstein kick)	Total Offense	72-486	63-453
M Thomas 25-yard run (Epstein kick)	Sacked-Yards Lost	2-15	5-45
AU Johnson 12-yard run (Duval kick)	Punts	3-42.7	4-43.5
M Epstein 41-yard field goal	Return Yards	91	78
AU Green 21-yard pass Leard (Duval kick)	Fumbles-Lost	2-1	2-1
	Penalties-Yards	7-60	2-20
	Third Down Conv.	8-14	5-12
	Time of Possession	30:03	29:57


Rushing — (M): Thomas 32-182; Bellamy 3-16; Cross 1-0; Henson 6-(-36). (AU): Johnson 25-85; Evans 3-16; Robinson 1-4; Carter 2-(-2); Leard 4-(-11).
Passing — (M): Henson 15-20-0-294; Thomas 0-1-0-0. (AU): Leard 28-37-2-394.
Receiving — (M): Terrell 4-136; Walker 4-100; Thomas 4-32; Askew 3-26. (AU) Daniels 7-98; Willis 5-69; Evans 4-51; Green 4-49; Robinson 3-70; Carter 3-42; Johnson 2-15.

2002 Capital One Florida Citrus Bowl

vs. Tennessee

Orlando, Florida
January 1, 2002
Attendance: 59,653

Michigan	0	10	0	7-17
Tennessee	10	14	7	14-45



Tennessee won the first-ever meeting between the two schools and in the process ended Michigan's streak of four straight Jan. 1 bowl victories with a 45-17 win on New Year's Day. Tennessee scored the first 17 points of the game, then added another 21 unanswered points to start the second half.

B.J. Askew was named U-M's Offensive MVP and senior linebacker Larry Foote garnered the Defensive MVP by the media. UT quarterback Casey Clausen was named the game's Most Valuable Player.

Askew gained 71 rushing yards on nine carries and added a 14-yard touchdown on a screen pass. Marquise Walker caught five passes for 100 yards and junior/sophomore quarterback John Navarre completed 21-of-39 passes for 240 yards and two TDs.

Foote recorded a team-high nine tackles and two pass breakups with outside linebacker Victor Hobson adding eight stops.

Tennessee jumped out to a 17-0 lead on a 32-yard field goal by Alex Walls, a three-yard slant to Kelley Washington and Clausen's one-yard scramble to begin the second quarter.

Michigan trimmed the deficit to 17-7 as Navarre completed a 14-yard

screen pass to Askew for a touchdown. The punt rush team set up U-M's best field position of the game by forcing a six-yard punt by the Volunteers.

UT answered on the ensuing possession as Clausen scored his second straight TD on a one-yard keeper.

Utilizing their two-minute offense, the Wolverines moved inside the 10-yard line but settled for a 28-yard field goal by Hayden Epstein with 37 seconds left in the half.

The Volunteers struck quickly in the third quarter as Clausen completed a 64-yard TD pass to Witten that gave UT a 31-10 lead.

Tennessee scored a pair of touchdowns in the fourth quarter as Washington caught a 37-yard TD reception and Travis Stephens scored on a three-yard run.

The Wolverines found the end zone with 9:32 remaining as Navarre completed a 24-yard TD pass to wide receiver Calvin Bell.

SCORING

T	Team Stats	UM	UT
T Walls 32-yard field goal	First Downs	20	22
T Washington 3-yard pass from Clausen (Walls kick)	Rushed-Yards	31-103	37-97
T Clausen 1-yard run (Walls kick)	Passing Yards	240	406
M Askew 14-yard pass from Navarre (Epstein kick)	Passes	39-21-1	35-27-0
T Clausen 1-yard run (Walls kick)	Total Offense	70-343	72-503
M Epstein 28-yard field goal	Sacked-Yard Lost	4-18	4-22
T Witten 64-yard pass from Clausen (Walls kick)	Punts	7-27.7	5-15.9
T Washington 37-yard pass from Clausen (Walls kick)	Return Yards	139	121
T Stephens 3-yard run (Walls kick)	Fumbles-Lost	4-2	3-1
M Bell 24-yard pass from Navarre (Epstein kick)	Penalties-Yards	6-42	3-32
	Third Down Conv.	6-16	7-13
	Time of Possession	25:47	34:13

Rushing — (M): Askew 9-71; Perry 17-39; Bell 1-11; Navarre 4-(-18). (T): Stallworth 2-44; Stephens 16-38; Scott 1-21; Fleming 2-5; Davis 3-4; Bartholomew 1-1; Tinsley 1-(-1); Houston 2-(-1); Clausen 9-(-14).

Passing — (M): Navarre 39-21-1-240. (T): Clausen 34-26-0-393; Washington 1-1-0-13.

Receiving — (M): Walker 5-100; Joppru 5-45; Seymour 4-35; Bell 2-29; Askew 2-23; Perry 2-3; Butler 1-5. (T): Stallworth 8-119; Witten 6-125; Washington 6-70; Graham 2-28; Brown 2-5; Parker 1-22; Stephens 1-19; Finlayson 1-18.

2003 Outback Bowl

vs. Florida

Tampa, Florida
 January 1, 2003
 Attendance: 65,101

Florida	0	16	7	7-30
Michigan	7	14	14	3-38

Michigan claimed a 38-30 victory in a back-and-forth affair against No. 22 Florida in the 2003 Outback Bowl at Raymond James Stadium.

Tailback Chris Perry earned Outback Bowl MVP honors after setting a bowl game record and a modern era U-M bowl record with four touchdowns. Perry matched his career high with 28 carries for 85 yards and four TDs, and added a career-best six receptions for 108 yards. Quarterback John Navarre completed 21-of-36 passes for a career-high 319 yards and one score.

Victor Hobson tallied a career-best 12 tackles and two tackles for loss, and secured the win with an interception on Florida's final drive.

Michigan took advantage of a Florida turnover as Perry scored on a four-yard touchdown run late in the first quarter. U-M gained possession at the Florida three-yard line after recovering an errant shotgun snap. Florida, however, answered to take a 13-7 lead early in the second quarter on a pair of TD runs by tailback Ernest Graham.

U-M took control of the game on a 12-play scoring drive as Perry leaped over the goal line on a fourth-down play from the one-yard line.

The Gators regained the lead, 16-14, with 1:37 left in the first half as placekicker Matt Leach connected on a 29-yard field goal, but Michigan responded to take a 21-16 halftime



advantage as Navarre completed an eight-yard touchdown pass to Bellamy with 27 seconds left.

Florida scored on its opening possession of the second half to gain a 23-21 lead. The Wolverines answered the Gators' TD and took the lead for good, 28-23, on a seven-yard TD run by Perry. U-M extended its lead to 35-23 as Perry scored his fourth TD of the game, a 12-yard run through the middle of the defense.

Florida trimmed the deficit to 35-30 with 8:21 remaining as Grossman fired a three-yard TD pass to tight end Aaron Walker.

On the Gator's next possession, a Hobson sack forced Florida to punt the ball away. U-M got the ball back and extended its lead to 38-30 with 2:20 left as kicker Adam Finley connected on a 33-yard field goal.

The Gators attempted to mount one final drive to tie the game. After reaching the Wolverine 37-yard line, Florida tried a wide receiver reverse pass, but it was intercepted by Hobson to seal Michigan's victory.

SCORING

	Team Stats	UF	UM
M Perry 4-yard run (Finley kick)	First Downs	28	17
F Graham 2-yard run (Leach kick)	Rushed-Yards	43-183	37-104
F Graham 1-yard run (Carthon rush failed)	Passing Yards	323	319
M Perry 1-yard run (Finley kick)	Passes	42-21-1	37-21-0
F Leach 29-yard field goal	Total Offense	85-506	74-423
M Bellamy 8-yard pass from Navarre (Finley kick)	Sacked-Yards Lost	4-20	1-4
F Ratliff 33-yard pass from Grossman (Leach kick)	Punts	8-257	9-347
M Perry 7-yard run (Finley kick)	Return Yards	111	116
M Perry 12-yard run (Finley kick)	Fumbles-Lost	2-2	1-0
F Walker 3-yard pass from Grossman (Leach kick)	Penalties-Yards	6-38	3-23
M Finley 33-yard field goal	Third Down Conv.	5-14	3-15
	Time of Possession	27:21	32:39

Rushing — (M): Perry 28-85, Bellamy 2-20, Askew 2-9, Team 3-(-4), Navarre 2-(-6). (F): Graham 22-120, Carthon 6-56, Grossman 11-23, Ratliff 2-7, Fason 1-0, Team 1-(-23).

Passing — (M): Navarre 36-21-0-319, Team 1-0-0-0. (F): Grossman 41-21-0-323, Brown 1-0-1-0.

Receiving — (M): Perry 6-108, Joppru 6-80, Edwards 4-110, Bellamy 2-11, Askew 2-6, Gonzales 1-4. (F): Jacobs 7-88, Carthon 3-65, Kight 3-52, Small 3-37, Walker 2-11, Ratliff 1-33, Troupe 1-27, Green 1-10.

2004 Rose Bowl

vs. Southern California

Pasadena, California
 January 1, 2004
 Attendance: 93,849

USC	7	7	14	0-28
Michigan	0	0	7	7-14


Top-ranked Southern California aired it out in a 28-14 win against No. 4 Michigan in the 90th Rose Bowl game, claimed its ninth Associated Press national title.

USC quarterback Matt Leinart, who was voted the game's most valuable player, completed 23 of his 34 pass attempts for 327 yards and three touchdowns. USC managed to score four receiving touchdowns on Michigan's top rated pass defense.

U-M quarterback John Navarre finished his career by completing 27 of his 46 passes for 271 yards and a touchdown. Navarre was sacked a season-high nine times. Tailback Chris Perry carried 23 times for 85 yards and one score. Braylon Edwards added 10 catches for 107 yards.

The Wolverines threatened on their opening possession of the game, as they moved from their own 20 to the Trojans' 21. However freshman kicker Garrett Rivas' 48-yard field goal attempt was blocked by USC Shaun Cody. The Trojans took over and needed just four plays to score. The TD came on a 25-yard strike down the left hashmarks to Keary Colbert.

Michigan began its next-to-last drive of the first half at its own 6. The Wolverines gained a first down, but on third-and-18 from their 9, Navarre's pass bounced off Edwards' heel and into the hands of USC linebacker Lofa Tatupu. On third down



from the six, Leinart tossed a soft pass to LenDale White in the left flat and he scrambled into the end zone for a 14-0 lead at the half.

Behind 21-0 early in the third quarter, Michigan answered with a 16-play, 76-yard drive. On second down from the USC five-yard line, Navarre fired a strike to tight end Tim Massaquoi. The touchdown pass was the 72nd of Navarre's career, breaking a tie with Elvis Grbac for the U-M all-time passing TD lead.

The Trojans answered with an eight-play, 72-yard drive to take a 28-7 lead. The Mike Williams took a reverse pitch and fired a 15-yard strike to a wide-open Leinart.

Michigan opened the fourth quarter with an 11-play, 85-yard drive to cut the USC lead to 28-14 with 11:06 remaining. From the two-yard line, Perry took a toss from Navarre and followed his blockers around the right side for the TD.

Leinart then fumbled a snap, which resulted in a turnover. Michigan was unable to take advantage and turned the ball over on downs. The Trojans ran out the clock.

SCORING

	Team Stats	USC	UM
SC Colbert 25-yard pass from Leinart (Killeen kick)	First Downs	19	25
SC White six-yard pass from Leinart (Killeen kick)	Rushed-Yards	25-68	38-49
SC Colbert 47-yard pass from Leinart (Killeen kick)	Passing Yards	342	271
M Massaquoi five-yard pass from Navarre (Rivas kick)	Passes	35-24-0	46-27-1
SC Leinart 15-yard pass from Williams (Killeen kick)	Total Offense	60-410	84-320
M Perry two-yard run (Rivas kick)	Sacked-Yards Lost	1-11	9-69
	Punts	3-46.7	4-44.0
	Return Yards	75	48
	Fumbles-Lost	2-1	3-0
	Penalties-Yards	3-22	2-10
	Third Downs	6-11	9-19
	Possession Time	25:34	34:26

Rushing — (SC): Bush 8-41, White 8-26, Dennis 7-17, Leinart 2-(-16). (M): Perry 23-85, Breaston 2-21, Rembert 1-1, Navarre 12-(-58).

Passing — (SC): Leinart 34-23-0-327, Williams 1-1-0-15. (M): Navarre 46-27-1-271.

Receiving — (SC): Williams 8-88, Colbert 6-149, Bush 2-42, Hancock 2-8, White 2-4, Guenther 1-19, Leinart 1-15, Smith 1-9, Kirtman 1-8. (M): Edwards 10-107, Breaston 6-61, Avant 4-61, Ecker 3-31, Perry 2-1, Massaquoi 1-5, Thompson 1-5.

2005 Rose Bowl

vs. Texas

Pasadena, California
January 1, 2005
Attendance: 93,468

Texas	7	7	7	17-38
Michigan	0	14	17	6-37


Dusty Mangum's 37-yard field goal as time expired gave No. 6 Texas a 38-37 win over No. 13 Michigan in the 91st Rose Bowl Game.

Braylon Edwards led U-M with 10 catches for 109 yards and three touchdowns. Edwards became the Big Ten's career receiving TD leader, closing his career with 39 scores to surpass the 37 TDs attained by former Wolverine Anthony Carter (1979-82).

After an early Texas touchdown, Edwards evened the score at 7-7 with 12:08 left in the second quarter on a 39-yard TD pass from Chad Henne along the left side of the Texas end zone. Edwards' scored was the 37th of his career, tying the Big Ten and U-M school record. The four-play scoring drive covered 50 yards in 1:39. Hart had runs of five, three and three yards to move the chains prior to the score.

Texas regained the lead at 14-7, then U-M took advantage of the game's first turnover and knotted the score at 14 prior to half as Henne tossed an eight-yard TD pass to Edwards.

The Wolverines gained their first lead of the game at 6:29 of the third quarter, 28-21, as Henne tossed a nine-yard TD pass to Edwards on a slant pass. U-M's balanced scoring drive moved 77 yards in 10 plays, with 40 yards coming through the air and 32 on the ground.



After a Michigan field goal, Texas quarterback Vince Young scored his third rushing TD of the game, a 10-yard run at 9:51 of the fourth quarter, and trimmed the deficit to 31-28.

The Wolverines boosted their lead to 34-28 with 6:09 left as Rivas converted a 32-yard field goal. U-M answered the UT score, moving 60 yards in 11 plays. However Texas quickly drove down the field for another score, taking a 35-34 lead.

Breaston began the Wolverines' next drive with a 53-yard kickoff return. It was his sixth kickoff return of the game for a total of 221 yards, setting Michigan and Rose Bowl records. Hart carried for 18 yards in the next three plays, ending on the 25-yard line, where Rivas completed the drive with a 42-yard field goal. This was his third field goal of the game, tying the Rose Bowl record.

Mangum capped the Longhorns' 10-play winning drive with his 37-yard field goal as time expired.

SCORING

	Team Stats	UT	UM
UT Young 20-yard run (Mangum kick)	First Downs	25	17
M Edwards 39-yard pass from Henne (Rivas kick)	Rushed-Yards	46-264	31-125
UT Thomas 11-yard pass from Young (Mangum kick)	Passing Yards	180	227
M Edwards 8-yard pass from Henne (Rivas kick)	Passes	28-16-1	34-18-0
UT Young 60-yard run (Mangum kick)	Total Offense	74-444	65-352
M Breaston 50-yard pass from Henne (Rivas kick)	Sacked-Yards Lost	1-5	1-10
M Edwards 9-yard pass from Henne (Rivas kick)	Punts	4-39.8	5-42.0
M Rivas 44-yard field goal	Return Yards	223	255
UT Young 10-yard run (Mangum kick)	Fumbles-Lost	1-1	1-0
M Rivas 32-yard field goal	Penalties-Yards	5-40	9-67
UT Young 23-yard run (Mangum kick)	Third Downs	12-17	6-14
M Rivas 42-yard field goal	Possession Time	32:40	27:20
UT Mangum 37-yard field goal			

Rushing — (UT): Young 21-192, Benson 23-70, Matthews 1-1, Taylor 1-1. (M): Hart 21-83, Martin 3-18, Edwards 2-17, Breaston 3-15, Henne 2-(-8).

Passing — (UT): Young 28-16-1-180. (M): Henne 34-18-0-227.

Receiving — (UT): Scaife 5-68, Thomas 4-54, Jeffrey 4-38, Matthews 1-8, Taylor 1-7, Jones 1-5. (M): Edwards 10-109, Breaston 3-77, Massaquoi 2-19, Ecker 2-18, Hart 1-4.

2005 Alamo Bowl

vs. Nebraska

San Antonio, Texas
December 28, 2005
Attendance: 62,016

Michigan	7	7	7	7-28
Nebraska	7	7	3	15-32



The Wolverines were edged by the Nebraska Cornhuskers in a back-and-forth shootout at the 2005 Alamo Bowl. Despite relentless defensive pressure by Michigan (14 tackles for loss), the resilient Husker offense put up enough points for the victory. The San Antonio Alamodome saw two teams with a potent passing attack, and a plethora of self-inflicted wounds. Michigan and Nebraska combined for 15 penalties and five turnovers in the game. The Cornhuskers' Zac Taylor passed for 167 yards and three touchdowns, while Wolverine Chad Henne threw for 270 yards and 3 touchdowns.

Both teams got on the board quickly, with touchdowns on each team's opening drive of the game. Quarterback Zach Taylor hit receiver Terrance Nunn on a slant for a 52-yard score. On the ensuing kickoff, Steve Breaston had an Alamo Bowl record 69-yard return to the Nebraska 30. Shortly thereafter, Michigan capitalized with a 13-yard pass from Henne to tight end Tyler Ecker, knotting the score at 7-7.

Nebraska's next two possessions ended in interceptions on consecutive plays by cornerback Leon Hall, the Alamo Bowl Defensive MVP. Michigan was able to convert on one of those turnovers with a 16-yard touchdown pass from Henne to tight end Mike Massey. The Huskers responded with a seven-play, 70-yard

touchdown drive, on a Nate Swift 14-yard touchdown catch. As a result, both teams headed into halftime tied at 14.

With a 21-yard TD pass to Mario Manningham and a seven-yard touchdown scramble, Henne sparked 28-17 Wolverine lead with less than a quarter to play.

Nebraska responded with a 31-yard touchdown run by Cory Ross to pull within three points, 28-25, with 8:08 remaining.

Michigan turned the ball over three times in the final 16 minutes, twice on fumbles with under eight minutes remaining in the regulation and an end zone interception. Terrance Nunn caught his second score on a 13-yard reception for the winning margin following a ruled fumble that gave the Husker's possession at U-M's 17-yard line.

Michigan's remaining two possessions were thwarted, including a desperation lateral play that nearly went the distance as time expired.

SCORING

	Team Stats	UM	UN
N Nunn 52-yard pass from Taylor (Congdon kick)	First Downs	23	16
M Ecker 13-yard pass from Henne (Rivas kick)	Rushed-Yards	42-130	37-151
M Massey 16-yard pass from Henne (Rivas kick)	Passing Yards	270	167
N Swift 14-yard pass from Taylor (Congdon kick)	Passes	43-21-1	31-14-2
N Congdon 20-yard field goal	Total Offense	85-400	68-318
M Manningham 21-yard pass from Henne (Rivas kick)	Sacked-Yards Lost	4-22	5-27
M Henne 7-yard run (Rivas kick)	Punts	7-34.9	8-51.5
N Ross 31-yard run (Peterson pass from Taylor)	Return Yards	258	91
N Nunn 13-yard pass from Taylor (Congdon kick)	Fumbles-Lost	4-2	0-0
	Penalties-Yards	6-49	9-76
	Third Downs	5-17	4-16
	Possession Time	31:21	28:39

Rushing — (M): Hart 19-74, Henne 13-38, Grady 5-17, Bass 3-4, Team 1-(-1), Breaston 1-(-2). (N): Ross 28-161, Lucky 1-3, Team 1-(-3), Taylor 7-(-10).

Passing — (M): Henne 43-21-1-270. (N): 31-14-2-167.

Receiving — (M): Avant 8-71, Manningham 3-28, Bass 3-24, Hart 2-35, Massey 2-18, Ecker 1-71, Bradley 1-15, Breaston 1-8. (N): Nunn 4-91, Swift 3-31, Hardy 3-27, Ross 3-8, Phillips 1-10.

2007 Rose Bowl

vs. USC

Pasadena, Calif.
January 1, 2007
Attendance: 93,852

USC	3	0	16	13-32
Michigan	0	3	0	14-18


Michigan was unable to overcome a pair of turnovers and 16 unanswered points in the third quarter to Southern California, losing 32-18 in the 93rd Rose Bowl Game. The Trojans snapped a 3-3 halftime tie and scored 16 unanswered points in the third quarter following a pair of turnovers by the Wolverines.

After a 26-yard field goal by Trojan kicker Mario Danelo, Michigan answered with one of its own, a 43-yard field goal by Garrett Rivas at 13:35 of the second quarter. Quarterback Chad Henne completed his first five passes of the drive for 50 yards before a pair of incomplete passes ended the series at the Trojans' 26-yard line.

The Trojans threatened on the following drive, but linebacker Shawn Crable stripped the ball from quarterback Josh Booty and defensive tackle Alan Branch recovered at the U-M 21-yard line. Both teams were held scoreless for the remainder of the half, entering halftime with a 3-3 tie.

The Trojans regained the lead in the third quarter, 10-3, on a two-yard touchdown pass from Booty to Chris McFoy. The USC lead was extended to 19-3 with a 22-yard hookup between Dwayne Jarrett and Booty and a 26-yard field goal by Danelo.

Michigan kept hope alive early in the fourth quarter as Henne completed an 11-yard touchdown pass to receiver Adrian Arrington. The scor-



ing drive covered 80 yards in eight plays, with Henne completing all six passes for 62 yards. Tailback Mike Hart rumbled into the end zone on the two-point conversion to trim the deficit to 19-11.

The Trojans answered with a 62-yard touchdown pass on a fly pattern from Booty to Jarrett and a seven-yard touchdown pass from Booty to Steve Smith, increasing the advantage to 32-11. The Wolverines would only respond with a 41-yard scoring pass from Henne to receiver Steve Breaston.

SCORING

	Team Stats	USC	U-M
USC Danelo 26-yard field goal			
U-M Rivas 43-yard field goal	First Downs	21	19
USC McFoy 2-yard pass from Booty (Danelo kick)	Rushed-Yards	23-48	27-12
USC Jarrett 22-yard pass from Booty (Danelo kick failed)	Passing Yards	391	309
USC Danelo 26-yard field goal	Passes	45-27-0	41-26-1
U-M Arrington 11-yard pass from Henne (Hart rush)	Total Offense	68-439	68-321
USC Jarrett 62-yard pass from Booty (Danelo kick)	Sacked-Yards Lost	1-8	6-44
USC Smith 7-yard pass from Booty (Danelo kick)	Punts	4-35.2	6-41.8
U-M Breaston 41-yard pass from Henne (Rivas kick)	Return Yards	66	52
	Fumbles-Lost	1-1	1-10
	Penalties-Yards	3-27	2-20
	Third Downs	8-15	7-15
	Possession Time	30:02	29:58

Rushing — (USC): Gable 13-25, Bradford 4-19, Washington 2-8, Booty 4-(-4). (U-M): Hart 17-47, Minor 2-3, Manningham 1-2, Henne 1-(-40).

Passing — (USC): Booty 45-27-0-391. (U-M): Henne 41-26-1-309.

Receiving — (USC): Jarrett 11-205, Smith 7-108, Davis 3-39, McFoy 2-24, Gable 2-(-3), Brittingham 1-14, Bradford 1-4. (U-M): Breaston 7-115, Manningham 6-78, Arrington 4-34, Hart 2-(-2), Butler 1-5.

2008 Capital One Bowl

vs. Florida

Orlando, Fla.
January 1, 2008
Attendance: 69,748

Michigan	7	14	7	13-41
Florida	7	7	14	7-35

In Lloyd Carr's final game as Michigan's head coach, the Wolverines battled to an emotional victory over ninth-ranked Florida in the 2008 Capital One Bowl. The game provided the graduating seniors their first post-season victory and improved Carr's 13-year head coaching record to 122-40.

Despite three turnovers inside the opposition's 5-yard line, the Maize and Blue recorded a season-high in points scored with a 41-35 triumph over the Gators. An aggressive Wolverine attack, which finished with 524 yards of total offense, struck on its first possession. After storming down the field 93-yards, Chad Henne collaborated with Mario Manningham on a 21-yard connection, giving the team a 7-0 advantage. Henne completed 25-of-39 attempts for 373 yards and three touchdowns on the day, earning the game's Most Valuable Player award.

After Florida stalled on their first possession, the Gator's answered with two consecutive scores to grasp a 14-7 lead, but Mike Hart evened the scoreboard with a 3-yard run in the second quarter. In his Michigan send-off, Hart carried the ball 32 times for 129 and two trips to the end zone. On the following drive, Terrance Taylor blocked a 35-yard field goal attempt, locking the score



until eight seconds remained in the half. Henne hit Adrian Arrington, his favorite target of the game, on a one-yard out to give the squad a 21-14 halftime lead. Arrington finished his career-day collecting 153 yards and a pair of touchdowns on nine receptions.

The Wolverines recovered their own kickoff to begin the second half, setting up Mike Hart's second touchdown and a 28-14 lead. Florida responded with two scores to level the match at 28-28, but Michigan claimed a 31-28 edge with a 37-yard field goal. Florida regained the lead 35-31, but Michigan tallied ten unanswered points to close the contest. Michigan's final touchdown resulted from a four play drive, highlighted by two spectacular Arrington catches for 37-yards and an 18-yard touchdown. Michigan drilled a 41-yard field goal between two Florida four-and-outs, sealing the Wolverine victory.

SCORING

	Team Stats	U-M	UF
U-M Manningham 21-yard pass from Henne (Lopata kick)	First Downs	28	18
UF Harvin 10-yard pass from Tebow (Ijjas kick)	Rushed-Yards	47-151	32-230
UF Caldwell 18-yard pass from Tebow (Ijjas kick)	Passing Yards	373	169
U-M Hart 3-yard run (Lopata kick)	Passes	39-25-2	34-18-0
U-M Arrington 1-yard pass from Henne (Lopata kick)	Total Offense	86-524	66-399
U-M Hart 1-yard run (Lopata kick)	Sacked-Yards Lost	3-24	1-9
UF Tebow 1-yard run (Ijjas kick)	Punt	2-44.5	3-39.3
UF Caldwell 14-yard pass from Tebow (Ijjas kick)	Return Yards	139	102
U-M Lopata 37-yard field goal	Fumbles-Lost	4-2	1-0
UF Harvin 10-yard run (Ijjas kick)	Penalties-Yards	8-65	9-49
U-M Arrington 18-yard pass from Henne (Lopata kick)	Third Downs	10-15	2-11
U-M Lopata 41-yard field goal	Possession Time	32:18	27:42

Rushing — (U-M): Hart 32-129, Manningham 7-53, Minor 1-(-2), Team 3-(-5), Henne 4-(-24). (UF): Harvin 13-165, Tebow 16-57, Moore 2-9, Team 1-(-1).

Passing — (U-M): Henne 39-25-2-373. (UF): Tebow 33-17-0-154, Henry 1-1-0-15.

Receiving — (U-M): Arrington 9-153, Mathews 7-62, Manningham 5-78, Butler 1-65, Hart 1-7, Hemingway 1-4, Moundros 1-4. (UF): Harvin 9-77, Caldwell 4-40, Hernandez 3-31, Ingram 1-17, Murphy 1-4.

2011 Gator Bowl

vs. Mississippi St.

Jacksonville, Fla.

January 1, 2011

Attendance: 77,497


Miss. St. 10 21 14 7-52
Michigan 14 0 0 0-14

The University of Michigan football team was unable to climb out from a first-half deficit at the 2011 Gator Bowl on New Year's Day, falling 52-14 to No. 21 Mississippi State at Everbank Field. The Wolverines were unable to even their all-time bowl record and finish the campaign with a 7-6 record.

Michigan took the opening kickoff and marched 78 yards in 10 plays to take a 7-0 lead on a 10-yard pass from Denard Robinson to Roy Roundtree. Robinson had two huge runs during the drive, a run of 24 yards into Bulldogs territory and a 22-yard scamper to the 11-yard line, while completing all three passes for 27 yards.

Mississippi State answered on its opening possession on a four-yard pass from Chris Relf to receiver Arceto Clark on third-and-goal. After holding the Wolverines on their second possession, the Bulldogs grabbed the lead, 10-7, on a 42-yard field goal by Derek DePasquale.

The Wolverines took the ensuing kickoff and regained the lead, 14-10, on a 27-yard touchdown pass to Martavious Odoms with 34 seconds left in the first quarter. The five-play drive covered 72 yards in 100 seconds. Robinson completed all four passes for 72 yards, with each



of the four completions coming to a different receiver.

The Bulldogs continued the scoring affair with 21 unanswered points to close out the first half, taking a 31-14 lead into the break.

The Michigan defense forced the Bulldogs into their first punt of the game on the opening series of the second half, and receiver Junior Hemingway gave U-M excellent field position as he returned the punt 33 yards to the Bulldogs' 23-yard line.

However, the Maize and Blue were unable to stage a comeback as MSU continued to score, closing out the game with six unanswered touchdown scores after the early Michigan lead to give the Bulldogs a 52-14 Gator Bowl victory.

SCORING

	Team Stats	MSU	U-M
U-M Roundtree 10-yard pass from Robinson (Gibbons kick)	First Downs	26	17
MSU Clark 4-yard pass from Relf (DePasquale kick)	Rushed-Yards	58-204	25-88
MS DePasquale 42-yard field goal	Passing Yards	281	254
U-M Odoms 27-yard pass from Robinson (Gibbons kick)	Passes	23-18-1	41-27-1
MSU Ballard 2-yard run (DePasquale kick)	Total Offense	81-485	66-342
MSU Relf 1-yard run (DePasquale kick)	Sacked-Yards Lost	0-0	1-19
MSU Sanders 15-yard pass from Relf (DePasquale kick)	Punt	2-94	1-11
MSU Ballard 1-yard run (DePasquale kick)	Return Yards	57	225
MSU Ballard 7-yard run (DePasquale kick)	Fumbles-Lost	0-0	1-1
MSU Carr 31-yard pass from Relf (DePasquale kick)	Penalties-Yards	3-23	5-40
	Third Downs	9-17	2-10
	Possession Time	35:15	24:45

Rushing — (MSU): Ballard 20-76, Perkins 9-40, Elliott 6-36, Relf 15-30, Marcus 7-24, Russell 1-(-2). (U-M): Robinson 11-59, Shaw 4-19, Smith 7-13, Toussaint 2-5, Grady 1-(-8).

Passing — (MSU): Relf 23-18-1-281. (U-M): Robinson 41-27-1-254.

Receiving — (MSU): Smith 4-46, Carr 3-65, Clark 3-45, Perkins 2-79, Sanders 2-23, Heavens 2-12, Ballard 2-11. (U-M): Roundtree 9-53, Stonum 7-59, Hemingway 4-49, Koger 2-42, Smith 2-17, Odoms 1-27, Toussaint 1-5, Shaw 1-2.

2012 Sugar Bowl

vs. Virginia Tech

New Orleans, La.

January 3, 2012

Attendance: 64,512

Michigan 0 10 7 3 3-23


Virginia Tech 3 3 3 11 0-20

Brendan Gibbons drilled a 37-yard field goal in the first overtime session to give the University of Michigan football team (No. 13 AP/No. 12 USA Today Coaches) a 23-20 victory over Virginia Tech (No. 17 AP/No. 11 USA Today) on Jan. 3, 2012, in the 78th annual Allstate Sugar Bowl at the Mercedes-Benz Superdome. The triumph is U-M's first at the Sugar Bowl.

Virginia Tech had more than double Michigan's total yards, 377-184, and had 22 first downs to Michigan's 12 but settled for four field goals in regulation by third-string kicker Justin Myer, who tied the game with a 25-yard field goal with two seconds left before missing from 37 yards out in the opening possession of overtime.

Denard Robinson highlighted the offense with a pair of touchdown passes -- from 45 and 18 yards -- to wideout Junior Hemingway, the game MVP. Robinson finished 9-for-21 for 117 yards passing and threw an interception. He rushed 13 times for a season-low 13 yards. Meanwhile on defense, safety Jordan Kovacs, linebacker Desmond Morgan and defensive lineman Mike Martin notched 11, 10 and 10 tackles, respectively.

Virginia Tech quarterback Logan Thomas, who was 19-of-28 for 214 yards with one interception, scored



the Hokies' only touchdown on a one-yard keeper, capping a 16-play drive with 10:22 remaining in regulation. Virginia Tech then tied the game at 17-all after a successful two-point conversion.

Hokies receiver Danny Coale had eight catches for 117 yards and nearly made a spectacular diving catch for a touchdown in overtime. Coale held on to the ball for what was initially ruled a score, but the play was overturned on video review, which showed the receiver narrowly landed on the sideline. The result of that third-down play forced Tech to try for Myer's failed field goal.

Michigan then ran three consecutive runs to set up Gibbons in the middle of the field for the game-winner.

SCORING

	Team Stats	U-M	VT
VT Myer 37-yard field goal	First Downs	12	22
VT Myer 43-yard field goal	Rushed-Yards	30-56	48-163
U-M Hemingway 45-yard pass from Robinson (Gibbons kick)	Passing Yards	128	214
U-M Gibbons 24-yard field goal	Passes	22-10-1	28-19-1
U-M Hemingway 18-yard pass from Robinson (Gibbons kick)	Total Offense	184	377
VT Myer 36-yard field goal	Sacked-Yards Lost	2-4	3-25
VT Thomas 1-yard run (Davis pass from Thomas)	Punt	5-181	1-36
U-M Gibbons 39-yard field goal	Return Yards	60	115
VT Myer 25-yard field goal	Fumbles-Lost	2-0	1-1
U-M Gibbons 37-yard field goal	Penalties-Yards	4-26	7-68
	Third Downs	4-13	6-15
	Possession Time	23:10	36:50

Rushing — (U-M): Toussaint 13-30, Robinson 13-13, Gallon 1-7, Odoms 1-5, Smith 1-2, Team 1-(-1). (VT): Wilson 24-82, Thomas 16-53, Oglesby 7-35, Coale 1-(-7).

Passing — (U-M): Robinson 21-9-1-117, Dileo 1-1-0-11. (VT): Thomas 28-19-1-214.

Receiving — (U-M): Hemingway 2-63, Koger 2-9, Toussaint 1-14, Glanda 1-11, Grady 1-11, Roundtree 1-10, Smith 1-7, Gallon 1-3. (VT): Coale 8-117, Boykin 4-30, Coles 2-31, Drager 1-15, Davis 1-11, Martin 1-5, Wilson 1-3, Phillips 1-2.

2013 Outback Bowl

vs. South Carolina

Tampa, Fla.
January 1, 2013
Attendance: 54,527

South Carolina 14 7 0 12-33
Michigan 3 10 9 6-28

After claiming two fourth-quarter leads, the University of Michigan football team fell to South Carolina (No. 11 AP/No. 10 USA Today), 33-28, on Tuesday, Jan. 1, 2013, in the Outback Bowl at Raymond James Stadium. The Gamecocks scored a touchdown with 11 seconds remaining to secure their second straight 11-win season.

The Wolverines took a one-point advantage with less than four minutes left on a touchdown reception by senior/junior receiver Jeremy Gallon, but Michigan was unable to halt South Carolina's game-winning drive.

Junior quarterback Devin Gardner threw for 214 yards and three scores, while Gallon caught a career-high nine passes for 145 yards and two touchdowns.

Senior quarterback Denard Robinson totaled a team-high 100 rushing yards and claimed first place on the all-time NCAA quarterback rushing list with 4,495 yards, passing Pat White (4,480) from West Virginia.

Michigan had the ball and a one-point lead (22-21) when the Maize and Blue regained possession with 10 minutes remaining in the game. On a fourth-and-four, Michigan faked a punt and narrowly gained a first down. On the next play, Jadeveon Clowney hit senior running back Vincent Smith as he took the handoff, causing a fumble that Clowney



recovered.

South Carolina quarterback Connor Shaw connected with Sanders on the first South Carolina play for a 30-yard touchdown pass to reclaim the lead, 27-22, with eight minutes to go.

On the ensuing Michigan possession, the Wolverines picked up four first downs, before Gardner found Gallon in the end zone for the second time on the afternoon. The score gave Michigan its second lead, 28-27, with 3:29 remaining in the contest.

The Gamecocks marched the ball down the field in the final minutes, scoring a 32-yard touchdown with 11 seconds remaining to take a 33-28 advantage, leaving the Wolverines without time to respond as the final seconds elapsed.

SCORING

SC	Byrd 56-yard pass from Shaw (Yates kick)	Team Stats	U-M	SC
U-M	Gibbons 39-yard field goal	First Downs	24	17
SC	Sanders 63-yard punt return (Yates kick)	Rushed-Yards	45-141	17-85
U-M	Dileo 5-yard pass from Gardner (Gibbons kick)	Passing Yards	214	341
SC	Sanders 4-yard pass from Thompson (Yates kick)	Passes	18-37-1	25-36-0
U-M	Gibbons 40-yard field goal	Total Offense	335	426
U-M	Wile 52-yd field goal	Sacked-Yards Lost	3-18	3-22
U-M	Gallon 10-yd pass from Gardner (Gardner pass int.)	Punts	3-48.0	3-41.0
SC	Sanders 31-yard pass from Shaw (Shaw pass failed)	Return Yards	75	208
U-M	Gallon 17-yd pass from Gardner (Smith rush failed)	Fumbles-Lost	3-1	1-1
SC	Ellington 32-yd pass from Thompson (Thompson pass failed)	Penalties-Yards	4-55	5-44
		Third Downs	8-19	3-10
		Possession Time	37:59	22:01

Rushing — (SC): Shaw 10-96, Miles 5-1, Thompson 2-(-12). (U-M): Robinson 23-100, Gardner 12-24, Dileo 1-7, Smith 6-6, Hayes 2-0.
Passing — (SC): Shaw 26-18-0-224, Thompson 10-7-0-117. (U-M): Gardner 36-18-1-214.
Receiving — (SC): Sanders 9-92, Miles 4-22, Jones 3-78, Byrd 2-63, Ellington 2-36, Carson 2-1, Cunningham 1-37, Anderson 1-7, Davis 1-5. (U-M): Gallon 9-145, Roundtree 3-27, Dileo 3-22, Smith 1-9, Robinson 1-7, Funchess 1-4.

2013 Buffalo Wild Wings Bowl

vs. Kansas State

Tempe, Ariz.
December 28, 2013
Attendance: 53,284

Michigan 3 3 0 8-14
Kansas State 14 7 0 10-31

The University of Michigan football team fell to Kansas State, 31-14, on Saturday (Dec. 28) in the Buffalo Wild Wings Bowl. Freshman quarterback Shane Morris, who made his first career start in place of the injured Devin Gardner, tallied 239 yards total offense for Michigan, while safety Thomas Gordon led the way with nine tackles.

Kansas State's Tyler Lockett accumulated five catches for 63 yards and three touchdowns in the first half after leading the Wildcats with more than 1,100 yards and eight scores during the regular season.

Morris completed 15-of-19 first-half passes for 121 yards, but the Michigan offense was unable to reach the end zone and went into the half down 21-6.

The Wolverines defense stepped up in the third frame, as linebacker Jake Ryan forced a fumble that was recovered by Mario Ojemudia, marking the first turnover of the contest, with less than two minutes remaining in the third.

Kansas State got the ball back and drove down to the U-M five-yard line early in the final quarter, but the Wildcats were stopped there and forced to settle for a 22-yard field goal. This made the score 24-6 with less than 10 minutes remaining in the game.

Later in the quarter, a Morris' pass



attempt was intercepted by Dante Barnett and returned 51 yards deep into Michigan territory. Two plays later, the Wildcats extended their lead to 31-6 following a one-yard scoring plunge.

The U-M offense finally found the end zone on its final drive, which featured a 40-yard run by Morris. Running back Fitzgerald Toussaint scored the touchdown in his final game, turning the corner from just three yards out. Following a successful two-point conversion attempt, the score was 31-14 with just a minute and a half remaining.

During the last Michigan drive, fifth-year senior receiver Jeremy Gallon set the single-season program record for receiving yardage. He passed Braylon Edwards, whose 1,330 yards in 2004 marked the previous record. Gallon finished his final season with 89 receptions, 1,373 yards and nine scores.

SCORING

KS	Lockett 6-yard pass from Waters (Patterson kick)	Team Stats	KS	U-M
U-M	Wile 22-yard field goal	First Downs	21	15
KS	Lockett 29-yard pass from Waters (Patterson kick)	Rushed-Yards	36-149	15-65
U-M	Wile 26-yard field goal	Passing Yards	271	196
KS	Lockett 8-yard pass from Waters (Patterson kick)	Passes	21-28-0	24-38-1
KS	Patterson 22-yard field goal	Total Offense	420	261
U-M	Toussaint 3-yard rush (Hayes reception)	Sacked-Yards Lost	1-2	2-11
		Punts	1-45	5-204
		Return Yards	3-1	0-0
		Fumbles-Lost	2-1	1-0
		Penalties-Yards	6-64	6-39
		Third Downs	7-11	4-11
		Possession Time	34:04	24:56

Rushing — (KS): Hubert 16-80, Waters 12-42, Sams 4-23, Lockett 1-4, Rose 2-2, Team 1-(-2). (U-M): Morris 4-43, Funchess 2-14, Smith 4-7, Green 1-5, Toussaint 2-2, Hayes 1-(-1), Gallon 1-(-5).

Passing — (KS): Waters 27-21-0-271, Sams 1-0-0-0. (U-M): Morris 38-24-1-196.
Receiving — (KS): Lockett 10-116, Thompson 4-56, Sexton 3-37, Gronkowski 1-46, McDonald 1-9, Miller 1-5, Hubert 1-2. (U-M): Gallon 9-89, Butt 3-33, Hayes 3-22, Funchess 2-21, Dileo 2-9, Chesson 2-8, Norfleet 1-9, Houma 1-5, Toussaint 1-0.

2016 Citrus Bowl

vs. Florida

Orlando, Florida
January 1, 2016
Attendance: 63,113


Michigan	7	10	14	10-41
Florida	7	0	0	0-7

The Michigan football team defeated Florida, 41-7, on Saturday (Jan.1) in the Buffalo Wild Wings Citrus Bowl. Graduate student quarterback Jake Rudock, who completed 20-of-30 (64.5%) pass attempts on the day, tallied 307 yards total offense for Michigan. Junior runningback De'Veon Smith led the team in carries, with 25 rush attempts for 111 yards.

Rudock closed his collegiate career with an impressive effort at Citrus Bowl Stadium, the same field where he clinched a state and national championship with St. Thomas Aquinas High School. The game MVP, as voted by the media, Rudock completed 20-of-31 passes for 278 yards and three touchdowns, becoming just the second Michigan quarterback to throw for 3,000 yards in a single season (John Navarre, 2003).

Leading 17-7 at halftime, the Wolverines scored on their first two possessions of the third quarter -- the first on a three-yard slant to receiver Grant Perry (5 receptions, 51 yards) and the second on a two-yard plunge from fullback Sione Houma to claim a 31-7 lead.

Rudock started the fourth quarter where he left off, tossing a seven-yard touchdown to tailback Drake Johnson (58 rushing yards on six carries, two total touchdowns), before kicker



Kenny Allen closed the scoring with a 25-yard field goal with 6:42 to play.

In the first half, Florida leaned heavily on QB Treon Harris and a series of trick plays to convert 7-of-9 third downs. Harris' scrambling ability yielded more than five yards per carry, but his inconsistency through the air (8-17-1, 146 yards) and two red-zone interceptions proved ominous.

Harris did not complete a second half pass, finishing the game 8-of-21 with one interception and 55 yards on 11 carries. Michigan held Florida to 28 yards in the second half and 0-for-4 on third downs. Defensive lineman Chris Wormley's 2.5 tackles for a loss led the Michigan defense with the Wolverines recording six TFLs in the game. Linebacker Joe Bolden had a team-high seven total tackles.

2016 Orange Bowl

vs. Florida State

Miami Gardens, Florida
December 30, 2016
Attendance: 67,432

Michigan	3	3	9	17-32
Florida State	17	3	0	13-33

The No. 6-ranked Wolverines and No. 10 Seminoles produced an instant classic, with FSU escaping with the win, 33-32, in the Orange Bowl.

U-M fought valiantly to claim a 30-27 lead with 1:57 left to play after FSU built a 27-15 lead with less than eight minutes remaining in the game. Michigan scored a pair of touchdowns only to see Florida State score the winning TD with 36 seconds left.


Trailing by 14 entering the third quarter, Michigan drove to FSU's 10-yard line before Kenny Allen converted a 37-yard field goal.

Later in the quarter, the defensive pressure broke through as Mike McCray picked off a pass and returned it for a touchdown. U-M was unable to convert the two-point try, making the score 20-15.

On third-and-22, FSU's Dalvin Cook slipped a tackle and rumbled 71 yards to U-M's 16-yard line. Three plays later, Francois ran into the end zone to give FSU a 27-15 lead.

With less than eight minutes to play, Michigan took the ball at FSU's 37 after a targeting penalty on a punt. U-M converted two third downs, the final one as Wilton Speight found Khalid Hill for a TD, cutting the deficit to 27-22 with 5:22 to play.

U-M's defense forced a three-and-out, getting the ball back with 4:14 remaining. Two plays after a third-down run by Speight, Chris Evans



2016 CAPITAL ONE ORANGE BOWL • 12.30.16 • HARD ROCK STADIUM

broke through the line for a 30-yard score. Speight found Amara Darboh on the two-point attempt, giving U-M a 30-27 lead with 1:57 to play.

On the ensuing kickoff, FSU's Keith Gavin broke a tackle and ran 66 yards to U-M's 34-yard line. On third down, Francois found Nyquan Murray on a fade for the touchdown and a 33-30 lead with 36 seconds left. The extra point was blocked and Josh Metellus returned it for a defensive conversion, making the score 33-32 in favor of the Seminoles.

Michigan was come-from-behind again as a fourth-down pass was intercepted to seal the game.

With Jabrill Peppers unable to play after sustaining an injury the day before the game, FSU raced out to a 17-3 lead after the first quarter.

U-M tallied its first half points on a 19- and 28-yard field goals by Allen.

Speight finished 21-of-38 for 163 yards and a touchdown. Evans led the ground game with eight carries for 49 yards and one TD.

SCORING

U-M	D. Johnson 4-yard run (Allen kick)
FL	T. Harris 2-yard pass from Callaway (MacInnes kick)
U-M	Chesson 31-yard pass from Rudock (Allen kick)
U-M	Allen 21-yard field goal
U-M	Perry 3-yard pass from Rudock (Allen kick)
U-M	Houma 2-yard run (Allen kick)
U-M	D. Johnson 8-yard pass from Rudock (Allen kick)
U-M	Allen 25-yard field goal

Team Stats	FL	U-M
First Downs	14	28
Rushed-Yards	27-118	46-225
Passing Yards	155	278
Passes	10-25-2	20-31-0
Total Offense	273	503
Sacked-Yards Lost	0-0	2-24
Punts	4-216	1-57
Return Yards	153	40
Fumbles-Lost	0-0	2-0
Penalties-Yards	7-66	4-30
Third Downs	7-13	9-12
Possession Time	21:22	38:38

Rushing — (FL): Harris 11-55, Taylor 11-50, Cronkrite 3-17, Bryan 1-(-1), Grady 1-(-3). (U-M): Smith 25-109, Johnson 6-58, Houma 9-32, Rudock 4-29, Team 2-(-3).

Passing — (FL): Harris 21-8-1-146, Grady 2-1-0-7, Callaway 1-1-0-2, Townsend 1-0-0-0. (U-M): Rudock 31-20-0-278.

Receiving — (FL): Callaway 5-75, Powell 1-26, Thompson 1-20, Robinson 1-17, Cronkrite 1-15, Harris 1-2. (U-M): Chesson 5-118, Perry 5-51, Butt 3-34, Darboh 2-24, Johnson 2-10, Hill 1-24, Bunting 1-17, Smith 1-0.

SCORING

FSU	Cook 2-yard run (Aguayo kick)
U-M	Allen 19-yard field goal
FSU	Aguayo 42-yard field goal
FSU	Murray 92-yard pass from Francois (Aguayo kick)
U-M	Allen 28-yard field goal
FSU	Aguayo 38-yard field goal
U-M	Allen 37-yard field goal
U-M	McCray 14-yard interception return (Speight pass failed)
FSU	Francois 3-yard run (Aguayo kick)
U-M	Hill 8-yard pass from Speight (Allen kick)
U-M	Evans 30-yard run (Darboh pass from Speight)
FSU	Murray 12-yard pass from Francois (Aguayo kick)
U-M	Metellus blocked PAT return

Team Stats	U-M	FSU
First Downs	16	15
Rushed-Yards	36-89	35-149
Passing Yards	163	222
Passes	21-38-1	9-27-1
Total Offense	273	503
Sacked-Yards Lost	0-0	2-24
Punts	4-216	1-57
Return Yards	153	40
Fumbles-Lost	0-0	2-0
Penalties-Yards	7-66	4-30
Third Downs	7-13	9-12
Possession Time	21:22	38:38

Rushing — (U-M): Evans 8-49, Smith 16-36, McDoom 1-6, Higdon 4-3, Chesson 1-2, Speight 6-(-7). (FSU): Cook 20-145, Francois 10-9, Patrick 1-2, Stevenson 1-0, Team 3-(-7).

Passing — (U-M): Speight 38-21-1-163. (FSU): Francois 27-9-1-222.

Receiving — (U-M): Darboh 5-36, Chesson 4-31, Bunting 3-40, Butt 3-28, Smith 3-7, Hill 2-13, Wheatley 1-8. (FSU): Cook 3-62, Rudolph 3-33, Murray 2-104, Whitfield 1-23.

2018 Outback Bowl

vs. South Carolina

Tampa, Florida

January 1, 2018

Attendance: 45,687

Michigan 6 3 10 0-19

USC 0 3 13 10-26

Five second-half turnovers were costly as South Carolina scored 23 unanswered points in a 26-19 comeback victory over Michigan in the Outback Bowl.


The Wolverines led 19-3 late in the third quarter but the Gamecocks took momentum and responded with touchdowns on three straight drives.

Following a first-half defensive struggle, Michigan marched 66 yards on its first possession of the third quarter, scoring the game's first touchdown when Ben Mason bullied his way into the end zone from one yard out, giving Michigan a 16-3 lead.

Noah Furbush proceeded to intercept Jake Bentley on the next possession and returned the ball to USC's 27-yard line. Michigan couldn't capitalize as Karan Higdon fumbled on the four-yard line. The defense produced another three-and-out and increased its lead to 19-3 as Quinn Nordin buried a 48-yarder.

South Carolina began its rally as Rico Dowdle scampered into the end zone from 17 yards out; the two-point conversion attempt failed to make the score 19-9. Michigan then fumbled on a handoff exchange and South Carolina responded immediately as Bentley found Bryan Edwards for a touchdown on the very first play after the turnover to make the deficit 19-16 entering the fourth quarter.

USC then took its first lead of the game, 23-19, as Bentley found Shi



Smith for a 53-yard scoring strike with 11:33 to play.

Michigan tried to answer and drove deep into South Carolina territory, but the scoring opportunity ended as Brandon Peters' pass was intercepted by JaMarcus King in the end zone. The Wolverines forced a punt following the turnover but Donovan Peoples-Jones fumbled and the Gamecocks recovered on U-M's 14-yard line. The defense held USC to a field goal to keep the deficit within one score, 26-19, with 3:47 to play.

U-M was unable to answer on the final two drives, turning the ball over on downs and throwing an interception.

Both teams' defenses exerted control from the outset but U-M benefited from a trio of USC miscues, converting three field goals from Nordin (35, 26, 45) during the opening 30 minutes into a 9-3 halftime advantage. South Carolina got on the board with 8:45 to play in the second quarter when Parker White connected from 44 yards out.

SCORING

U-M	Nordin 35-yard field goal
U-M	Nordin 26-yard field goal
SC	White 44-yard field goal
U-M	Nordin 45-yard field goal
U-M	Mason 1-yard run (Nordin kick)
U-M	Nordin 48-yard field goal
SC	Dowdle 17-yard run (Bentley pass failed)
SC	Edwards 21-yard pass from Bentley (White kick)
SC	Smith 53-yard pass from Bentley (White kick)
SC	White 22-yard field goal

Team Stats	U-M	SC
First Downs	17	13
Rushed-Yards	33-74	26-61
Passing Yards	203	239
Passes	21-45-2	19-32-1
Total Offense	277	300
Sacked-Yards Lost	2-16	3-21
Punts	7-244	8-307
Return Yards	74	50
Fumbles-Lost	3-3	2-2
Penalties-Yards	6-40	7-68
Third Downs	2-17	2-14
Possession Time	34:17	25:43

Rushing — (U-M): Higdon 17-65, Evans 9-24, Mason 1-1, Peoples-Jones 1-(-5), Peters 5-(-11). (SC): Dowdle 6-45, Turner 6-14, Williams 3-11, Denson 1-4, Bentley 6-(-1), Hurst 2-(-6), Team 2-(-6).

Passing — (U-M): Peters 44-20-2-186, O'Korn 1-1-0-17. (SC): 32-19-1-239.

Receiving — (U-M): Peoples-Jones 6-58, Crawford 5-61, Gentry 2-27, McKeon 2-16, Collins 2-15, Evans 2-11, Higdon 1-11, Schoenle 1-4. (SC): Edwards 5-88, Davis 4-23, Smith 3-59, Hurst 3-41, Dowdle 3-32, Williams 1-(-4).

Single Game Bowl Records

RUSHING

MOST ATTEMPTS

32	Bill Taylor vs. Stanford, Rose Bowl	1-1-1972
32	Anthony Thomas vs. Auburn, Citrus Bowl	1-1-2001
32	Mike Hart vs. Florida, Capital One Bowl	1-1-2008
28	Chris Perry vs. Florida, Outback Bowl	1-1-2003
27	Butch Woolfolk vs. UCLA, Bluebonnet Bowl	12-31-1981
26	Butch Woolfolk vs. Washington, Rose Bowl	1-1-1981
25	De'Veon Smith vs. Florida, Citrus Bowl	1-1-2016
24	Tim Biakabutuka vs. Texas A&M, Alamo Bowl	12-28-1995
23	Don Dufek vs. California, Rose Bowl	1-1-1951
23	Lawrence Ricks vs. UCLA, Rose Bowl	1-1-1983
23	Jamie Morris vs. Alabama, Hall of Fame Bowl	1-2-1988
23	Chris Perry vs. Southern California, Rose Bowl	1-1-2004
23	Denard Robinson vs. South Carolina, Outback Bowl	1-1-2013

MOST YARDS GAINED

235	Tyrone Wheatley vs. Washington, Rose Bowl	1-1-1993
234	Jamie Morris vs. Alabama, Hall of Fame Bowl	1-2-1988
186	Butch Woolfolk vs. UCLA, Bluebonnet Bowl	12-31-1981
182	Butch Woolfolk vs. Washington, Rose Bowl	1-1-1981
182	Anthony Thomas vs. Auburn, Citrus Bowl	1-1-2001
156	Jamie Morris vs. Nebraska, Fiesta Bowl	1-1-1986

MOST TOUCHDOWNS SCORED

5	Neil Snow vs. Stanford, Rose Bowl	1-1-1902
4	Chris Perry vs. Florida, Outback Bowl	1-1-2003
3	Jack Weisenburger vs. Southern California, Rose Bowl	1-1-1948
3	Mel Anthony vs. Oregon State, Rose Bowl	1-1-1965
3	Jamie Morris vs. Alabama, Hall of Fame	1-2-1988
3	Tyrone Wheatley vs. Washington, Rose Bowl	1-1-1993
3	Anthony Thomas vs. Arkansas, Citrus Bowl	1-1-1999

PASSING

MOST ATTEMPTED

46	Tom Brady vs. Alabama, Orange Bowl	1-1-2000
46	John Navarre vs. Southern California, Rose Bowl	1-1-2004
44	Brandon Peters vs. South Carolina, Outback Bowl	1-1-2018
43	Chad Henne vs. Nebraska, Alamo Bowl	12-28-2005
41	Chad Henne vs. Southern California, Rose Bowl	1-1-2007
41	Denard Robinson vs. Mississippi State, Gator Bowl	1-1-2011
39	John Navarre vs. Tennessee, Citrus Bowl	1-1-2002
39	Chad Henne vs. Florida, Capital One Bowl	1-1-2008
38	Shane Morris vs. Kansas State, Buffalo Wild Wings Bowl	12-28-2013
38	Wilton Speight vs. Florida State, Orange Bowl	12-30-2016

MOST COMPLETED

34	Tom Brady vs. Alabama, Orange Bowl	1-1-2000
27	John Navarre vs. Southern California, Rose Bowl	1-1-2004
27	Denard Robinson vs. Mississippi State, Gator Bowl	1-1-2011
26	Chad Henne vs. Southern California, Rose Bowl	1-1-2007
25	Chad Henne vs. Florida, Capital One Bowl	1-1-2008
24	Shane Morris vs. Kansas State, Buffalo Wild Wings Bowl	12-28-2013
21	Brian Griese vs. Alabama, Outback Bowl	1-1-1997
21	John Navarre vs. Tennessee, Citrus Bowl	1-1-2002
21	John Navarre vs. Florida, Outback Bowl	1-1-2003
21	Chad Henne vs. Nebraska, Alamo Bowl	12-28-2005
21	Wilton Speight vs. Florida State, Orange Bowl	12-30-2016

HIGHEST COMPLETION PERCENTAGE (Minimum 10 attempts)

78.9	Chuck Ortmann vs. California, Rose Bowl (15-19)	1-1-1951
75.0	Drew Henson vs. Auburn, Citrus Bowl (15-20)	1-1-2001
73.9	Tom Brady vs. Alabama, Orange Bowl (34-46)	1-1-2000
70.0	Bob Timberlake vs. Oregon State, Rose Bowl (7-10)	1-1-1965
65.9	Denard Robinson vs. Mississippi St, Gator Bowl (27-41)	1-1-2011
64.5	Jake Rudock vs. Florida, Citrus Bowl (20-31)	1-1-2016
64.1	Chad Henne vs. Florida, Capital One Bowl (25-39)	1-1-2008
64.0	Elvis Grbac vs. Mississippi, Gator Bowl (16-25)	1-1-1991
63.4	Chad Henne vs. Southern California, Rose Bowl (26-41)	1-1-2007
63.2	Shane Morris vs. Kansas State, Buffalo Wild Wings Bowl	12-28-2013

MOST YARDS GAINED PASSING

373	Chad Henne vs. Florida, Capital One Bowl	1-1-2008
369	Tom Brady vs. Alabama, Orange Bowl	1-1-2000
319	John Navarre vs. Florida, Outback Bowl	1-1-2003
309	Chad Henne vs. Southern California, Rose Bowl	1-1-2007
296	Elvis Grbac vs. Mississippi, Gator Bowl	1-1-1991
294	Drew Henson vs. Auburn, Citrus Bowl	1-1-2001
287	Brian Griese vs. Alabama, Outback Bowl	1-1-1997
278	Jake Rudock vs. Florida, Citrus Bowl	1-1-2016
271	John Navarre vs. Southern California, Rose Bowl	1-1-2004
270	Chad Henne vs. Nebraska, Alamo Bowl	12-28-2005
254	Denard Robinson vs. Mississippi State, Gator Bowl	1-1-2011

MOST TOUCHDOWN PASSES THROWN

4	Elvis Grbac vs. Mississippi, Gator Bowl	1-1-1991
4	Tom Brady vs. Alabama, Orange Bowl	1-1-2000
4	Chad Henne vs. Texas, Rose Bowl	1-1-2005
3	Brian Griese vs. Washington State, Rose Bowl	1-1-1998
3	Chad Henne vs. Nebraska, Alamo Bowl	12-28-2005
3	Chad Henne vs. Florida, Capital One Bowl	1-1-2008
3	Devin Gardner vs. South Carolina, Outback Bowl	1-1-2013
3	Jake Rudock vs. Florida, Citrus Bowl	1-1-2016
2	Bob Chappuis vs. Southern Cal, Rose Bowl	1-1-1948
2	Rick Leach vs. Washington, Rose Bowl	1-2-1978
2	Dave Hall vs. UCLA, Rose Bowl	1-1-1983
2	Elvis Grbac vs. Washington, Rose Bowl	1-1-1993
2	Todd Collins vs. Colorado State, Holiday Bowl	12-30-1994
2	Brian Griese vs. Texas A&M, Alamo Bowl	12-28-1995
2	Drew Henson vs. Auburn, Citrus Bowl	1-1-2001
2	John Navarre vs. Tennessee, Citrus Bowl	1-1-2002
2	Chad Henne vs. Southern California, Rose Bowl	1-1-2007
2	Denard Robinson vs. Mississippi State, Gator Bowl	1-1-2011
2	Denard Robinson vs. Virginia Tech, Sugar Bowl	1-3-2012

MOST INTERCEPTIONS THROWN

3	Jim Harbaugh vs. Arizona State, Rose Bowl	1-1-1987
3	Todd Collins vs. Colorado State, Holiday Bowl	12-30-1994
2	Rick Leach vs. Oklahoma, Orange Bowl	1-1-1976
2	Rick Leach vs. Washington, Rose Bowl	1-2-1978
2	Rick Leach vs. Southern California, Rose Bowl	1-1-1979
2	B.J. Dickey vs. North Carolina, Gator Bowl	12-28-1979
2	Dave Hall vs. UCLA, Rose Bowl	1-1-1983
2	Tom Brady vs. Arkansas, Citrus Bowl	1-1-1999
2	Chad Henne vs. Florida, Capital One Bowl	1-1-2008
2	Brandon Peters vs. South Carolina, Outback Bowl	1-1-2018

RECEIVING

MOST PASSES CAUGHT

10	David Terrell vs. Alabama, Orange Bowl.....	1-1-2000
10	Braylon Edwards vs. Southern California, Rose Bowl.....	1-1-2004
10	Braylon Edwards vs. Texas, Rose Bowl.....	1-1-2005
9	Adrian Arrington vs. Florida, Capital One Bowl.....	1-1-2008
9	Roy Roundtree vs. Mississippi State, Gator Bowl.....	1-1-2011
9	Jeremy Gallon vs. South Carolina, Outback Bowl.....	1-1-2013
9	Jeremy Gallon vs. Kansas State, Buffalo Wild Wings Bowl.....	12-28-2013
8	Jim Mandich vs. Southern California, Rose Bowl.....	1-1-1970
8	Jason Avant vs. Nebraska, Alamo Bowl.....	12-28-2005
7	Tai Streets vs. Arkansas, Citrus Bowl.....	1-1-1999
7	Aaron Shea vs. Alabama, Orange Bowl.....	1-1-2000
7	Steve Breaston vs. Southern California, Rose Bowl.....	1-1-2007
7	Mario Manningham vs. Florida, Capital One Bowl.....	1-1-2008
7	Darryl Stonum vs. Mississippi State, Gator Bowl.....	1-1-2011

MOST YARDS GAINED

167	Desmond Howard vs. Mississippi, Gator Bowl.....	1-1-1991
153	Adrian Arrington vs. Florida, Capital One Bowl.....	1-1-2008
150	David Terrell vs. Alabama, Orange Bowl.....	1-1-2000
145	Jeremy Gallon vs. South Carolina, Outback Bowl.....	1-1-2013
141	Anthony Carter vs. North Carolina, Gator Bowl.....	12-28-1979
136	David Terrell vs. Auburn, Citrus Bowl.....	1-1-2001
135	Amani Toomer vs. Texas A&M, Alamo Bowl.....	12-28-1995
129	Tai Streets vs. Arkansas, Citrus Bowl.....	1-1-1999
127	Anthony Carter vs. UCLA, Bluebonnet Bowl.....	12-31-1981
127	Tai Streets vs. Washington State, Rose Bowl.....	1-1-1998

MOST TOUCHDOWN PASSES CAUGHT

3	David Terrell vs. Alabama, Orange Bowl.....	1-1-2000
3	Braylon Edwards vs. Texas, Rose Bowl.....	1-1-2005
2	Anthony Carter vs. North Carolina, Gator Bowl.....	12-28-1979
2	Desmond Howard vs. Mississippi, Gator Bowl.....	1-1-1991
2	Tony McGee vs. Washington, Rose Bowl.....	1-1-1993
2	Amani Toomer vs. Texas A&M, Alamo Bowl.....	12-28-1995
2	Tai Streets vs. Washington State, Rose Bowl.....	1-1-1998
2	Adrian Arrington vs. Florida, Capital One Bowl.....	1-1-2008
2	Junior Hemingway vs. Virginia Tech, Sugar Bowl.....	1-3-2012
2	Jeremy Gallon vs. South Carolina, Outback Bowl.....	1-1-2013

PUNTING

MOST PUNTS

10	John Anderson vs. Oklahoma, Orange Bowl.....	1-1-1976
10	Eddie Azcona vs. Washington, Rose Bowl.....	1-1-1992
8	Gregg Willner vs. Southern California, Rose Bowl.....	1-1-1979
8	Don Bracken vs. Auburn, Sugar Bowl.....	1-1-1984
8	Hayden Epstein vs. Alabama, Orange Bowl.....	1-1-2000
8	Kenny Allen vs. Florida State, Orange Bowl.....	12-30-2016
7	Barry Dotzauer vs. Stanford, Rose Bowl.....	1-1-1972
7	Monte Robbins vs. Brigham Young, Holiday Bowl.....	12-21-1984
7	Paul Peristeris vs. Texas A&M, Alamo Bowl.....	12-28-1995
7	Hayden Epstein vs. Tennessee, Citrus Bowl.....	1-1-2002
7	Adam Finley vs. Florida, Outback Bowl.....	1-1-2003
7	Ross Ryan vs. Nebraska, Alamo Bowl.....	12-28-2005

HIGHEST AVERAGE YARDS PER PUNT (Minimum 3 punts)

48.0	Matt Wile vs. South Carolina, Outback Bowl (3-144).....	1-1-2013
47.4	Kenny Allen vs. Florida State, Orange Bowl (8-379).....	12-30-2016
47.3	Don Bracken vs. Washington, Rose Bowl (6-284).....	1-1-1981
47.0	Chris Stapleton vs. N.C. State, Hall of Fame (6-282).....	1-1-1994
45.0	John Anderson vs. Southern Calif., Rose Bowl (5-225).....	1-1-1977
44.0	Adam Finley vs. Southern California, Rose Bowl (4-176).....	1-1-2004
43.8	Monte Robbins vs. Nebraska, Fiesta Bowl (5-219).....	1-1-1986
43.7	Matt Wile vs. Virginia Tech, Sugar Bowl (3-131).....	1-3-2012
43.5	Hayden Epstein vs. Auburn, Citrus Bowl (4-174).....	1-1-2001
42.5	John Anderson vs. Washington, Rose Bowl (4-170).....	1-2-1978
42.5	Monte Robbins vs. Alabama, Hall of Fame (6-255).....	1-2-1988

PUNT RETURNS

MOST RETURNS

7	Anthony Carter vs. UCLA, Bluebonnet Bowl.....	12-31-1981
7	Steve Breaston vs. Nebraska, Alamo Bowl.....	12-28-2005
6	Rick Sygar vs. Oregon State, Rose Bowl.....	1-1-1965
5	Mike Jolly vs. Southern California, Rose Bowl.....	1-1-1979
4	Charles Woodson vs. Alabama, Outback Bowl.....	1-1-1997
4	Dwight Hicks vs. Washington, Rose Bowl.....	1-2-1978
4	Donovan Peoples-Jones vs. South Carolina, Outback Bowl ...	1-1-2018

MOST YARDS RETURNED

79	Derrick Alexander vs. N.C. State, Hall of Fame Bowl.....	1-1-1994
72	Steve Breaston vs. Nebraska, Alamo Bowl.....	12-28-2005
50	Rick Sygar vs. Oregon State, Rose Bowl.....	1-1-1965
46	Anthony Carter vs. UCLA, Bluebonnet Bowl.....	12-31-1981
34	Junior Hemingway vs. Mississippi State, Gator Bowl.....	1-1-2011
31	DiAllo Johnson vs. Arkansas, Citrus Bowl.....	1-1-1999
29	Julius Curry vs. Florida, Outback Bowl.....	1-1-2003
28	Derrick Alexander vs. Washington, Rose Bowl.....	1-1-1993
24	Bob Mielke vs. Oregon State, Rose Bowl.....	1-1-1965

KICKOFF RETURNS

MOST RETURNS

8	Todd Howard vs. Tennessee, Citrus Bowl.....	1-1-2002
7	Martavious Odoms vs. Mississippi State, Gator Bowl.....	1-1-2011
6	Steve Breaston vs. Texas, Rose Bowl.....	1-1-2005
5	Ralph Clayton vs. Washington, Rose Bowl.....	1-2-1978
5	Brandon Minor vs. Florida, Capital One Bowl.....	1-1-2008
4	Dave Rather vs. Stanford, Rose Bowl.....	1-1-1972
4	Mercury Hayes vs. Texas A&M, Alamo Bowl.....	12-28-1995
4	Walter Cross vs. Alabama, Orange Bowl.....	1-1-2000
4	Steve Breaston vs. Nebraska, Alamo Bowl.....	12-28-2005
4	Steve Breaston vs. Southern California, Rose Bowl.....	1-1-2007
4	Dennis Norfleet vs. Kansas State, Buffalo Wild Wings Bowl ..	12-28-2013

MOST YARDS RETURNED

221	Steve Breaston vs. Texas, Rose Bowl.....	1-1-2005
163	Martavious Odoms vs. Mississippi State, Gator Bowl.....	1-1-2011
146	Steve Breaston vs. Nebraska, Alamo Bowl.....	12-28-2005
125	Todd Howard vs. Tennessee, Citrus Bowl.....	1-1-2002
102	Ralph Clayton vs. Washington, Rose Bowl.....	1-2-1978
98	Brandon Minor vs. Florida, Capital One Bowl.....	1-1-2008
88	Dennis Norfleet vs. Kansas State, Buffalo Wild Wings Bowl ..	12-28-2013
87	Dave Rather vs. Stanford, Rose Bowl.....	1-1-1972
83	Walter Cross vs. Alabama, Orange Bowl.....	1-1-2000
80	Mercury Hayes vs. Texas A&M, Alamo Bowl.....	12-28-1995
61	Allen Jefferson vs. Alabama, Hall of Fame Bowl.....	1-2-1988

INTERCEPTIONS

MOST INTERCEPTIONS

2	Leon Hall vs. Nebraska, Alamo Bowl.....	12-28-2005
1	Many players LAST: Noah Furbush vs. South Carolina, Outback Bowl	1-1-2018

MOST YARDS RETURNED

46	Ian Gold vs. Arkansas, Citrus Bowl.....	1-1-1999
43	Clarence Thompson vs. N.C. State, Hall of Fame Bowl.....	1-1-1994
42	Victor Hobson vs. Florida, Outback Bowl.....	1-1-2003
39	Julius Curry vs. Auburn, Citrus Bowl.....	1-1-2001
36	David Arnold vs. Alabama, Hall of Fame Bowl.....	1-2-1988
36	Otis Williams vs. Washington, Rose Bowl.....	1-1-1992
27	Noah Furbush vs. South Carolina, Outback Bowl	1-1-2018
26	James Whitley vs. Arkansas, Citrus Bowl.....	1-1-1999
25	Mike Jolly vs. Washington, Rose Bowl.....	1-2-1978
23	Prescott Burgess vs. Texas, Rose Bowl.....	1-1-2005

TOTAL RETURNS**MOST RETURNS**

11	Steve Breaston vs. Nebraska, Alamo Bowl.....	12-28-2005
8	Todd Howard vs. Tennessee, Citrus Bowl.....	1-1-2002
7	Anthony Carter vs. UCLA, Bluebonnet Bowl.....	12-31-1981
7	Steve Breaston vs. Texas, Rose Bowl.....	1-1-2005
7	Martavious Odoms vs. Mississippi State, Gator Bowl.....	1-1-2011
6	Rick Sygar vs. Oregon State, Rose Bowl.....	1-1-1965
6	Ralph Clayton vs. Washington, Rose Bowl.....	1-2-1978
6	Desmond Howard vs. Washington, Rose Bowl.....	1-1-1992
6	Mercury Hayes vs. Texas A&M, Alamo Bowl.....	12-28-1995

MOST YARDS RETURNED

223	Steve Breaston vs. Texas, Rose Bowl.....	1-1-2005
218	Steve Breaston vs. Nebraska, Alamo Bowl.....	12-28-2005
163	Martavious Odoms vs. Mississippi State, Gator Bowl.....	1-1-2011
125	Todd Howard vs. Tennessee, Citrus Bowl.....	1-1-2002
107	Derrick Alexander vs. N.C. State, Hall of Fame Bowl.....	1-1-1994
102	Ralph Clayton vs. Washington, Rose Bowl.....	1-2-1978
98	Brandon Minor vs. Florida, Capital One Bowl.....	1-1-2008
88	Dennis Norfleet vs. Kansas State, Buffalo Wild Wings Bowl.....	12-28-2013
87	Dave Rather vs. Stanford, Rose Bowl.....	1-1-1972
83	Walter Cross vs. Alabama, Orange Bowl.....	1-1-2000
81	Mercury Hayes vs. Texas A&M, Alamo Bowl.....	12-28-1995

TOTAL OFFENSE**MOST PLAYS**

58	John Navarre vs. Southern California, Rose Bowl.....	1-1-2004
56	Chad Henne vs. Nebraska, Alamo Bowl.....	12-28-2005
52	Denard Robinson vs. Mississippi State, Gator Bowl.....	1-1-2011
50	Don Moorhead vs. Southern California, Rose Bowl.....	1-1-1970
49	Tom Brady vs. Alabama, Orange Bowl.....	1-1-2000
49	Brandon Peters vs. South Carolina, Outback Bowl.....	1-1-2018
48	Chad Henne vs. Southern California, Rose Bowl.....	1-1-2007
48	Devin Gardner vs. South Carolina, Outback Bowl.....	1-1-2013
44	Wilton Speight vs. Florida State, Orange Bowl.....	12-30-2016
43	John Navarre vs. Tennessee, Citrus Bowl.....	1-1-2002
43	Chad Henne vs. Florida, Capital One Bowl.....	1-1-2008

MOST YARDS GAINED

353	Tom Brady vs. Alabama, Orange Bowl.....	1-1-2000
349	Chad Henne vs. Florida, Capital One Bowl.....	1-1-2008
313	John Navarre vs. Florida, Outback Bowl.....	1-1-2003
313	Denard Robinson vs. Mississippi State, Gator Bowl.....	1-1-2011
308	Chad Henne vs. Nebraska, Alamo Bowl.....	12-28-2005
307	Jake Rudock vs. Florida, Citrus Bowl.....	1-1-2016
296	Elvis Grbac vs. Mississippi, Gator Bowl.....	1-1-1991
292	Brian Griese vs. Alabama, Outback Bowl.....	1-1-1997
279	Bob Chappuis vs. Southern California, Rose Bowl.....	1-1-1948
269	Chad Henne vs. Southern California, Rose Bowl.....	1-1-2007

ALL-PURPOSE**MOST PLAYS**

36	Anthony Thomas vs. Auburn, Citrus Bowl.....	1-1-2001
34	Chris Perry vs. Florida, Outback Bowl.....	1-1-2003
33	Mike Hart vs. Florida, Capital One Bowl.....	1-1-2008
32	Bill Taylor vs. Stanford, Rose Bowl.....	1-1-1972
29	Butch Woolfolk vs. UCLA, Bluebonnet Bowl.....	12-31-1981
28	Don Dufek vs. California, Rose Bowl.....	1-1-1951
27	Butch Woolfolk vs. Washington, Rose Bowl.....	1-1-1981
26	Jamie Morris vs. Nebraska, Fiesta Bowl.....	1-1-1986
26	De'Veon Smith vs. Florida, Citrus Bowl.....	1-1-2016

MOST YARDS GAINED

315	Steve Breaston vs. Texas, Rose Bowl.....	1-1-2005
261	Tyrone Wheatley vs. Washington, Rose Bowl.....	1-1-1993
230	Jamie Morris vs. Alabama, Hall of Fame Bowl.....	1-2-1988
226	Desmond Howard vs. Mississippi, Gator Bowl.....	1-1-1991
224	Steve Breaston vs. Nebraska, Alamo Bowl.....	12-28-2005
214	Anthony Thomas vs. Auburn, Citrus Bowl.....	1-1-2001
198	Ralph Clayton vs. Washington, Rose Bowl.....	1-2-1978
195	Jamie Morris vs. Nebraska, Fiesta Bowl.....	1-1-1986
193	Chris Perry vs. Florida, Outback Bowl.....	1-1-2003
190	Martavious Odoms vs. Mississippi State, Gator Bowl.....	1-1-2011

SCORING**MOST POINTS SCORED**

24	Chris Perry vs. Florida, Outback Bowl.....	1-1-2003
18	Jack Weisenburger vs. Southern California, Rose Bowl.....	1-1-1948
18	Mel Anthony vs. Oregon State, Rose Bowl.....	1-1-1965
18	Jamie Morris vs. Alabama, Hall of Fame Bowl.....	1-2-1988
18	Tyrone Wheatley vs. Washington, Rose Bowl.....	1-1-1993
18	Anthony Thomas vs. Arkansas, Citrus Bowl.....	1-1-1999
18	David Terrell vs. Alabama, Orange Bowl.....	1-1-2000
18	Braylon Edwards vs. Texas, Rose Bowl.....	1-1-2005

MOST TOUCHDOWNS SCORED

4	Chris Perry vs. Florida, Outback Bowl.....	1-1-2003
3	Jack Weisenburger vs. Southern California, Rose Bowl.....	1-1-1948
3	Mel Anthony vs. Oregon State, Rose Bowl.....	1-1-1965
3	Jamie Morris vs. Alabama, Hall of Fame Bowl.....	1-2-1988
3	Tyrone Wheatley vs. Washington, Rose Bowl.....	1-1-1993
3	Anthony Thomas vs. Arkansas, Citrus Bowl.....	1-1-1999
3	David Terrell vs. Alabama, Orange Bowl.....	1-1-2000
3	Braylon Edwards vs. Texas, Rose Bowl.....	1-1-2005

MOST FIELD GOALS SCORED

4	Quinn Nordin vs. South Carolina, Outback Bowl.....	1-1-2018
3	Brendan Gibbons vs. Virginia Tech, Sugar Bowl.....	1-3-2012
3	Garrett Rivas vs. Texas, Rose Bowl.....	1-1-2005
3	Kenny Allen vs. Florida State, Orange Bowl.....	12-30-2016
2	Ali Haji-Sheikh vs. UCLA, Bluebonnet Bowl.....	12-31-1981
2	Pat Moons vs. Nebraska, Fiesta Bowl.....	1-1-1986
2	Remy Hamilton vs. Alabama, Outback Bowl.....	1-1-1997
2	K.C. Lopata vs. Florida, Capital One Bowl.....	1-1-2008
2	Matt Wile vs. Kansas State, Buffalo Wild Wings Bowl.....	12-28-2013
2	Kenny Allen vs. Florida, Citrus Bowl.....	1-1-2016

MOST FIELD GOALS ATTEMPTED

4	Quinn Nordin vs. South Carolina, Outback Bowl.....	1-1-2018
3	Brendan Gibbons vs. Virginia Tech, Sugar Bowl.....	1-3-2012
3	Remy Hamilton vs. Alabama, Outback Bowl.....	1-1-1997
3	Ali Haji-Sheikh vs. UCLA, Bluebonnet Bowl.....	12-31-1981
3	Mike Gillette vs. Southern California, Rose Bowl.....	1-2-1989
3	Garrett Rivas vs. Texas, Rose Bowl.....	1-1-2005
3	Kenny Allen vs. Florida State, Orange Bowl.....	12-30-2016
2	Dana Coin vs. Stanford, Rose Bowl.....	1-1-1972
2	Bob Wood vs. Oklahoma, Orange Bowl.....	1-1-1976
2	Pat Moons vs. Nebraska, Fiesta Bowl.....	1-1-1986
2	Peter Elezovic vs. Washington, Rose Bowl.....	1-1-1993
2	Jay Feely vs. Arkansas, Citrus Bowl.....	1-1-1999
2	Hayden Epstein vs. Auburn, Citrus Bowl.....	1-1-2001
2	K.C. Lopata vs. Florida, Capital One Bowl.....	1-1-2008
2	Kenny Allen vs. Florida, Citrus Bowl.....	1-1-2016

MOST POINT-AFTER-TOUCHDOWNS SCORED

7	Jim Brieske vs. Southern California, Rose Bowl.....	1-1-1948
6	Peter Elezovic vs. N.C. State, Hall of Fame Bowl.....	1-1-1994
6	Jay Feely vs. Arkansas, Citrus Bowl.....	1-1-1999
5	J.D. Carlson vs. Mississippi, Gator Bowl.....	1-1-1991
5	Peter Elezovic vs. Washington, Rose Bowl.....	1-1-1993
5	Hayden Epstein vs. Alabama, Orange Bowl.....	1-1-2000
5	Adam Finley vs. Florida, Outback Bowl.....	1-1-2003
5	K.C. Lopata vs. Florida, Capital One Bowl.....	1-1-2008
5	Kenny Allen vs. Florida, Citrus Bowl.....	1-1-2016
4	Mike Gillette vs. Alabama, Hall of Fame Bowl.....	1-2-1988
4	Hayden Epstein vs. Auburn, Citrus Bowl.....	1-1-2001
4	Garrett Rivas vs. Texas, Rose Bowl.....	1-1-2005

Please Note: The Bowl Records do not include the 1902 Rose Bowl Statistics throughout this section, except where indicated.

SACKS

SACKS

3	Alan Branch vs. Nebraska, Alamo Bowl.....	12-28-2005
2	Glen Steele vs. Alabama, Outback Bowl.....	1-1-1997
2	Dhani Jones vs. Washington State, Rose Bowl.....	1-1-1998
2	James Hall vs. Arkansas, Citrus Bowl.....	1-1-1999

PASS BREAKUPS

PASS BREAK-UPS

4	Marion Body vs. UCLA, Rose Bowl.....	1-1-1983
4	Charles Woodson vs. Washington State, Rose Bowl.....	1-1-1998
3	Brian Carpenter vs. Washington, Rose Bowl.....	1-1-1981
3	Jerry Burgei vs. UCLA, Rose Bowl.....	1-1-1983
3	David Arnold vs. Alabama, Hall of Fame Bowl.....	1-2-1988
3	Markus Curry vs. Southern California, Rose Bowl.....	1-1-2004
2	on 23 different occasions:	
	Last:	
	Khaleke Hudson vs. South Carolina, Outback Bowl.....	1-1-2018
	David Long vs. South Carolina, Outback Bowl.....	1-1-2018

TACKLES

MOST TACKLES

18	Garland Rivers vs. Brigham Young, Holiday Bowl.....	12-21-1984
18	Allen Bishop vs. Alabama, Hall of Fame Bowl.....	1-2-1988
16	Ron Simpkins vs. Washington, Rose Bowl.....	1-2-1978
15	Cecil Pryor vs. Southern Cal, Rose Bowl.....	1-1-1970
15	Mike Mallory vs. Nebraska, Fiesta Bowl.....	1-1-1986
14	Sam Sword vs. Arkansas, Citrus Bowl.....	1-1-1999
13	Eric Brackins vs. Auburn, Citrus Bowl.....	1-1-2001
13	Kenny Demens vs. Mississippi State, Gator Bowl.....	1-1-2011
12	Mike Taylor vs. Southern California, Rose Bowl.....	1-1-1970
12	Mike Mallory vs. Auburn, Sugar Bowl.....	1-2-1984
12	Erick Anderson vs. Southern California, Rose Bowl.....	1-1-1989
12	Jarrett Irons vs. Colorado State, Holiday Bowl.....	12-30-1994
12	Ian Gold vs. Alabama, Orange Bowl.....	1-1-2000
12	Victor Hobson vs. Florida, Outback Bowl.....	1-1-2003

SOLO TACKLES

15	Allen Bishop vs. Alabama, Hall of Fame Bowl.....	1-2-1988
13	Ron Simpkins vs. Washington, Rose Bowl.....	1-2-1978
11	Sam Sword vs. Arkansas, Citrus Bowl.....	1-1-1999
10	David Folkertsma vs. Arizona State, Rose Bowl.....	1-1-1987
10	Vada Murray vs. Southern California, Rose Bowl.....	1-1-1990
10	Jarrett Irons vs. Colorado State, Holiday Bowl.....	12-30-1994
10	Markus Curry vs. Southern California, Rose Bowl.....	1-1-2004
9	Kevin Brooks vs. UCLA, Rose Bowl.....	1-1-1983
9	Garland Rivers vs. Arizona State, Rose Bowl.....	1-1-1987
9	Erick Anderson vs. Washington, Rose Bowl.....	1-1-1992
9	Sam Sword vs. Alabama, Outback Bowl.....	1-1-1997
9	Ian Gold vs. Alabama, Orange Bowl.....	1-1-2000
9	LaMarr Woodley vs. Texas, Rose Bowl.....	1-1-2005
9	Kenny Demens vs. Mississippi State, Gator Bowl.....	1-1-2011

TACKLES FOR LOSS

TACKLES FOR LOSS

5	Alan Branch vs. Nebraska, Alamo Bowl.....	12-28-2005
4	Jake Ryan vs. Virginia Tech, Sugar Bowl.....	1-3-2012
4	James Hall vs. Arkansas, Citrus Bowl.....	1-1-1999
4	Eric Wilson vs. Auburn, Citrus Bowl.....	1-1-2001
4	LaMarr Woodley vs. Texas, Rose Bowl.....	1-1-2005
4	Mike McCray vs. South Carolina, Outback Bowl.....	1-1-2018
3	Dhani Jones vs. Alabama, Orange Bowl.....	1-1-2000
3	Pierre Woods vs. Nebraska, Alamo Bowl.....	12-28-2005
2.5	Chris Wormley vs. Florida, Citrus Bowl.....	1-1-2016
2	on 24 different occasions:	
	Last: Taco Charlton vs. Florida State, Orange Bowl.....	12-30-2016
	Maurice Hurst vs. Florida State, Orange Bowl.....	12-30-2016

Michigan Bowl Game Longest Plays

SCRIMMAGE RUN

88	Tyrone Wheatley vs. Washington, Rose Bowl (TD)	1-1-1993
84	Mel Anthony vs. Oregon State, Rose Bowl (TD)	1-1-1965
77	Jamie Morris vs. Alabama, Hall of Fame Bowl (TD)	1-2-1988
61	Leroy Hoard vs. Southern California, Rose Bowl	1-2-1989
56	Tyrone Wheatley vs. Washington, Rose Bowl (TD)	1-1-1993
53	Tyrone Wheatley vs. Washington, Rose Bowl (TD)	1-1-1992
52	Butch Woolfolk vs. UCLA, Bluebonnet Bowl.....	12-31-1981
46	Leroy Hoard vs. Southern California, Rose Bowl	1-2-1990

PASSING PLAY

76	Rick Leach - Curt Stephenson vs. Washington, Rose (TD)	1-2-1978
65	Chad Henne - Carson Butler vs. Florida, Capital One	1-1-2008
63	Elvis Grbac - Desmond Howard vs. Mississippi, Gator (TD)	1-1-1991
59	Drew Henson - Marquise Walker vs. Auburn, Citrus	1-1-2001
58	Brian Griese - Tai Streets vs. Washington State, Rose (TD)	1-1-1998
57	Tom Brady - David Terrell vs. Alabama, Orange (TD)	1-1-2000
53	Brian Griese - Tai Streets vs. Washington State, Rose (TD)	1-1-1998
53	John Wangler - A. Carter vs. N. Carolina, Gator (TD)	12-28-1979
52	Drew Henson - David Terrell vs. Auburn, Citrus.....	1-1-2001

PUNT

73	Don Bracken vs. Washington, Rose Bowl	1-1-1981
61	Kenny Allen vs. Florida State, Orange Bowl	12-30-2016
60	Chris Stapleton vs. N.C. State, Hall of Fame Bowl	1-1-1994
59	Monte Robbins vs. Nebraska, Fiesta Bowl	1-1-1986
58	Matt Wile vs. Virginia Tech, Sugar Bowl	1-3-2012
57	Hayden Epstein vs. Auburn, Citrus Bowl	1-1-2001
57	Kenny Allen vs. Florida, Citrus Bowl	1-1-2016
57	Kenny Allen vs. Florida State, Orange Bowl	12-30-2016
56	Don Bracken vs. UCLA, Rose Bowl	1-1-1983
56	Monte Robbins vs. Alabama, Hall of Fame Bowl.....	1-2-1988
56	Matt Wile vs. South Carolina, Outback Bowl	1-1-2013

FIELD GOAL

52	Matt Wile vs. South Carolina, Outback Bowl	1-1-2013
49	Mike Gillette vs. Southern California, Rose Bowl	1-2-1989
48	Quinn Nordin vs. South Carolina, Outback Bowl	1-1-2018
47	Ali Haji-Sheikh vs. UCLA, Bluebonnet Bowl	12-31-1981
45	Quinn Nordin vs. South Carolina, Outback Bowl	1-1-2018
44	Remy Hamilton vs. Alabama, Outback Bowl	1-1-1997
44	Garrett Rivas vs. Texas, Rose Bowl	1-1-2005
43	Jay Feely vs. Arkansas, Citrus Bowl.....	1-1-1999
43	Garrett Rivas vs. Southern California, Rose Bowl	1-1-2007
42	Pat Moons vs. Nebraska, Fiesta Bowl.....	1-1-1986
42	Garrett Rivas vs. Texas, Rose Bowl	1-1-2005

INTERCEPTION RETURN

46	Ian Gold vs. Arkansas, Citrus Bowl (TD)	1-1-1999
43	Clarence Thompson vs. N.C. State, Hall of Fame Bowl	1-1-1994
42	Victor Hobson vs. Florida, Outback Bowl.....	1-1-2003
39	Julius Curry vs. Auburn, Citrus Bowl	1-1-2001
36	David Arnold vs. Alabama, Hall of Fame Bowl.....	1-2-1988
36	Otis Williams vs. Washington, Rose Bowl.....	1-1-1992
27	Noah Furbush vs. South Carolina, Outback Bowl	1-1-2018

KICKOFF RETURN

69	Steve Breaston vs. Nebraska, Alamo Bowl.....	12-28-2005
53	Steve Breaston vs. Texas, Rose Bowl	1-1-2005
45	Allen Jefferson vs. Alabama, Hall of Fame Bowl.....	1-2-1988
44	Mercury Hayes vs. Colorado State, Holiday Bowl	12-30-1994
44	Steve Breaston vs. Texas, Rose Bowl	1-1-2005
43	Steve Breaston vs. Texas, Rose Bowl	1-1-2005
41	Anthony Carter vs. UCLA, Rose Bowl.....	1-1-1983
41	Martavious Odoms vs. Mississippi State, Gator Bowl.....	1-1-2011

PUNT RETURN

79	Derrick Alexander vs. N.C. State, Hall of Fame Bowl	1-1-1994
34	Junior Hemingway vs. Mississippi State, Gator Bowl	1-1-2011
31	Charles Woodson vs. Alabama, Outback Bowl	1-1-1997
28	Derrick Alexander vs. Washington, Rose Bowl.....	1-1-1993
25	A.E. Herrnstein vs. Stanford, Rose Bowl	1-1-1902
25	Steve Breaston vs. Nebraska, Alamo Bowl.....	12-28-2005
24	Bob Mielke vs. Oregon State, Rose Bowl.....	1-1-1965

Opponent Bowl Game Longest Plays

SCRIMMAGE RUN

71	Dalvin Cook, Florida State, Orange Bowl	12-30-2016
66	Percy Harvin, Florida, Capital One Bowl	1-1-2008
64	Connor Shaw, South Carolina, Outback Bowl	1-1-2013
60	Vince Young, Texas, Rose Bowl (TD)	1-1-2005
50	Shaun Alexander, Alabama, Orange Bowl (TD)	1-1-2000
46	Shaun Alexander, Alabama, Outback Bowl (TD)	1-1-1997
42	Donte Washington, Tennessee, Citrus Bowl	1-1-2002
39	Billy Brooks, Oklahoma, Orange Bowl (TD)	1-1-1976
36	Jackie Brown, Stanford, Rose Bowl	1-1-1972
33	Ernest Graham, Florida, Outback Bowl	1-1-2003

PASSING PLAY

92	Deondre Francois - Nygwan Murray, Florida St, Orange Bowl (TD)	12-30-2016
81	Chris Relf - LaDarius Perkins, Mississippi State, Gator Bowl	1-1-2011
70	Dylan Thompson - Nick Jones, South Carolina, Outback Bowl	1-1-2013
64	Mark Brunell - Shelley, Washington, Rose Bowl	1-1-1993
64	Casey Clausen - Jason Witten, Tennessee, Citrus Bowl	1-1-2002
62	Warren Moon - Spider Gaines, Washington, Rose Bowl	1-2-1978
62	John David Booty - Dwayne Jarrett, USC, Rose Bowl (TD)	1-1-2007
56	Connor Shaw - Damiere Byrd, South Carolina, Outback Bowl	1-1-2013
53	Jake Bentley - Shi Smith, South Carolina, Outback Bowl (TD)	1-1-2018
52	Zac Taylor - Terrence Nunn, Nebraska, Alamo Bowl	12-28-2005

PUNT

61	Johnny Townsend, Florida, Citrus Bowl	1-1-2016
60	Hayden Stockton, Alabama, Outback Bowl	1-1-1997
60	Chris Sperle, Southern California, Rose Bowl	1-2-1989
59	Marty King, Southern California, Rose Bowl	1-1-1979
59	Sam Koch, Nebraska, Alamo Bowl	12-28-2005
59	Sam Koch, Nebraska, Alamo Bowl	12-28-2005
58	Steve Streater, North Carolina, Gator Bowl	12-28-1979
56	Sam Koch, Nebraska, Alamo Bowl	12-28-2005
55	Kevin Buenafe, UCLA, Bluebonnet Bowl	12-31-1981
55	Damon Duval, Auburn, Citrus Bowl	1-1-2001
55	Greg Woidneck, Southern California, Rose Bowl	1-1-2007

FIELD GOAL

51	Philip Doyle, Alabama, Hall of Fame Bowl	1-2-1988
51	Brian Lee, Mississippi, Gator Bowl	1-1-1991
49	Kyle Bryant, Texas A&M, Alamo Bowl	12-28-1995
48	Rian Lindell, Washington State, Rose Bowl	1-1-1998
48	Parker White, South Carolina, Outback Bowl	1-1-2018
47	Kyle Bryant, Texas A&M, Alamo Bowl	12-28-1995
44	Travis Hanson, Washington, Rose Bowl	1-1-1993
44	Parker White, South Carolina, Outback Bowl	1-1-2018
43	Jon Brock, Alabama, Outback Bowl	1-1-1997
43	Justin Myer, Virginia Tech, Sugar Bowl	1-3-2012

INTERCEPTION RETURN

88	Dwayne Rudd, Alabama, Outback Bowl	1-1-1997
51	Dante Barnett, Kansas State, Buffalo Wild Wings Bowl	12-28-2013
50	Tyrone Ashley, Mississippi, Gator Bowl	1-1-1991
44	Andre Williams, Texas A&M, Alamo Bowl	12-28-1995
33	Ronnie Lott, Southern California, Rose Bowl	1-1-1979
31	Dennis Smith, Southern California, Rose Bowl	1-1-1979

KICKOFF RETURN

66	Keith Gavin, Florida State, Orange Bowl	12-30-2016
55	Tyrone Ashley, Mississippi, Gator Bowl	1-1-1991
53	Kyle Stevens, Washington, Rose Bowl	1-2-1978
47	Napoleon Kaufman, Washington, Rose Bowl	1-1-1993
40	Raymond Butler, Southern California, Rose Bowl	1-1-1979
40	Ramonce Taylor, Texas, Rose Bowl	1-1-2005
40	Tyler Lockett, Kansas State, Buffalo Wild Wings Bowl	12-28-2013
38	Napoleon Kaufman, Washington, Rose Bowl	1-1-1992

PUNT RETURN

63	Ace Sanders, South Carolina, Outback Bowl	1-1-2013
62	Freddie Milons, Alabama, Orange Bowl	1-1-2000
49	Ray Horton, Washington, Rose Bowl	1-1-1981
28	Cortney Grixby, Nebraska, Alamo Bowl	12-28-2005
26	Ray Mickens, Texas A&M, Alamo Bowl	12-28-1995
24	Junior Seau, Southern California, Rose Bowl	1-2-1990
23	Freddie Milons, Alabama, Orange Bowl	1-1-2000
23	Brandon James, Florida, Capital One Bowl	1-1-2008

Opponent Single Game Bowl Records

RUSHING

MOST ATTEMPTS

32	Charles White, Southern California, Rose Bowl.....	1-1-1977
32	Charles White, Southern California, Rose Bowl.....	1-1-1979
30	Rickey Ervins, Southern California, Rose Bowl	1-2-1990
28	Cory Ross, Nebraska, Alamo Bowl	12-28-2005
27	Bobby Humphrey, Alabama, Hall of Fame Bowl.....	1-2-1988
25	Shaun Alexander, Alabama, Orange Bowl	1-1-2000
25	Rudi Johnson, Auburn, Citrus Bowl.....	1-1-2001

MOST YARDS GAINED

192	Vince Young, Texas, Rose Bowl.....	1-1-2005
165	Percy Harvin, Florida, Capital One Bowl	1-1-2008
161	Shaun Alexander, Alabama, Orange Bowl	1-1-2000
161	Cory Ross, Nebraska, Alamo Bowl	12-28-2005
149	Bobby Humphrey, Alabama, Hall of Fame Bowl.....	1-2-1988
145	Dalvin Cook, Florida State, Orange Bowl	12-30-2016
130	Bo Jackson, Auburn, Sugar Bowl.....	1-1-1984
126	Rickey Ervins, Southern California, Rose Bowl	1-2-1990

PASSING

MOST ATTEMPTED

45	John David Booty, Southern California, Rose Bowl.....	1-1-2007
44	Don Bunce, Stanford, Rose Bowl	1-1-1972
42	Robbie Bosco, Brigham Young, Holiday Bowl	12-21-1984
42	Clint Stoerner, Arkansas, Citrus Bowl.....	1-1-1999
41	Rex Grossman, Florida, Outback Bowl	1-1-2003

MOST COMPLETED

30	Robbie Bosco, Brigham Young, Holiday Bowl	12-21-1984
28	Ben Leard, Auburn, Citrus Bowl	1-1-2001
27	John David Booty, Southern California, Rose Bowl	1-1-2007
26	Casey Clausen, Tennessee, Citrus Bowl.....	1-1-2002
24	Don Bunce, Stanford, Rose Bowl	1-1-1972

HIGHEST COMPLETION PERCENTAGE (Min. 10 attempts)

78.3	Chris Relf, Mississippi State, Gator Bowl (18-23).....	1-1-2011
77.8	Jake Waters, Kansas State, Buffalo Wild Wings Bowl.....	12-28-2013
76.5	Casey Clausen, Tennessee, Citrus Bowl (26-34).....	1-1-2002
75.7	Ben Leard, Auburn, Citrus Bowl (28-37).....	1-1-2001
72.0	Tom Ramsey, UCLA, Rose Bowl (18-25)	1-1-1983
71.4	Robbie Bosco, Brigham Young, Holiday Bowl (30-42).....	12-21-1984
71.4	Rodney Peete, Southern California, Rose Bowl (15-21).....	1-2-1989

MOST YARDS GAINED PASSING

394	Ben Leard, Auburn, Citrus Bowl	1-1-2001
393	Casey Clausen, Tennessee, Citrus Bowl.....	1-1-2002
391	John David Booty, Southern California, Rose Bowl.....	1-1-2007
343	Robbie Bosco, Brigham Young, Holiday Bowl	12-21-1984
331	Ryan Leaf, Washington State, Rose Bowl.....	1-1-1998

MOST TOUCHDOWN PASSES THROWN

4	John David Booty, Southern California, Rose Bowl.....	1-1-2007
3	Ben Leard, Auburn, Citrus Bowl	1-1-2001
3	Casey Clausen, Tennessee, Citrus Bowl.....	1-1-2002
3	Matt Leinart, Southern California, Rose Bowl.....	1-1-2004
3	Zac Taylor, Nebraska, Alamo Bowl	12-28-2005
3	Tim Tebow, Florida, Capital One Bowl.....	1-1-2008
3	Chris Relf, Mississippi State, Gator Bowl	1-1-2011
3	Jake Waters, Kansas State, Buffalo Wild Wings Bowl.....	12-28-2013

MOST INTERCEPTIONS THROWN

3	Robbie Bosco, Brigham Young, Holiday Bowl	12-21-1984
3	Russ Shows, Mississippi, Gator Bowl.....	1-1-1991
2	on 11 different occasions	
	Last: Treon Harris, Florida, Citrus Bowl	1-1-2016

RECEIVING

MOST PASSES CAUGHT

11	David Mills, Brigham Young, Holiday Bowl.....	12-21-1984
11	Dwayne Jarrett, Southern California, Rose Bowl.....	1-1-2007
10	Kelly Smith, Brigham Young, Holiday Bowl	12-21-1984
10	Tyler Lockett, Kansas State, Buffalo Wild Wings Bowl.....	12-28-2013
9	Percy Harvin, Florida, Capital One Bowl	1-1-2008
9	Ace Sanders, South Carolina, Outback Bowl.....	1-1-2013
8	Danny Coale, Virginia Tech, Sugar Bowl	1-3-2012
8	John Winesberry, Stanford, Rose Bowl.....	1-1-1972
8	Shelton Diggs, Southern California, Rose Bowl	1-1-1977
8	Donte Stallworth, Tennessee, Citrus Bowl	1-1-2002
8	Mike Williams, Southern California, Rose Bowl	1-1-2004

MOST YARDS GAINED

205	Dwayne Jarrett, Southern California, Rose Bowl.....	1-1-2007
149	Keary Colbert, Southern California, Rose Bowl.....	1-1-2004
126	Mario Bailey, Washington, Rose Bowl.....	1-1-1992
125	Jason Witten, Tennessee, Citrus Bowl.....	1-1-2002
122	Spider Gaines, Washington, Rose Bowl.....	1-2-1978

MOST TOUCHDOWN PASSES CAUGHT

3	Tyler Lockett, Kansas State, Buffalo Wild Wings Bowl.....	12-28-2013
2	Bruce Hill, Arizona State, Rose Bowl.....	1-1-1987
2	Kelley Washington, Tennessee, Citrus Bowl	1-1-2002
2	Keary Colbert, Southern California, Rose Bowl	1-1-2004
2	Terrence Nunn, Nebraska, Alamo Bowl	12-28-2005
2	Dwayne Jarrett, Southern California, Rose Bowl	1-1-2007
2	Andre Caldwell, Florida, Capital One Bowl.....	1-1-2008
2	Ace Sanders, South Carolina, Outback Bowl.....	1-1-2013
2	Nyquan Murray, Florida State, Orange Bowl.....	12-30-2016

TOTAL OFFENSE

MOST PLAYS

54	Anthony Hill, Colorado State, Holiday Bowl	12-30-1994
52	Don Bunce, Stanford, Rose Bowl.....	1-1-1972
52	Rex Grossman, Florida, Outback Bowl	1-1-2003
49	Vince Young, Texas, Rose Bowl.....	1-1-2005
49	John David Booty, Southern California, Rose Bowl	1-1-2007
49	Tim Tebow, Florida, Capital One Bowl.....	1-1-2008

MOST YARDS GAINED

387	John David Booty, Southern California, Rose Bowl.....	1-1-2007
383	Ben Leard, Auburn, Citrus Bowl	1-1-2001
379	Casey Clausen, Tennessee, Citrus Bowl.....	1-1-2002
372	Vince Young, Texas, Rose Bowl.....	1-1-2005
359	Robbie Bosco, Brigham Young, Holiday Bowl	12-21-1984

ALL-PURPOSE

MOST PLAYS

35	Rickey Ervins, Southern California, Rose Bowl	1-2-1990
34	Charles White, Southern California, Rose Bowl.....	1-1-1979
33	Bobby Humphrey, Alabama, Hall of Fame Bowl.....	1-2-1988
32	Charles White, Southern California, Rose Bowl.....	1-1-1977
31	Cory Ross, Nebraska, Alamo Bowl	12-28-2005

MOST YARDS GAINED

242	Percy Harvin, Florida, Capital One Bowl	1-1-2008
207	Dalvin Cook, Florida State, Orange Bowl	12-30-2016
205	Dwayne Jarrett, Southern California, Rose Bowl	1-1-2007
203	Ramonce Taylor, Texas, Rose Bowl.....	1-1-2005
197	Bobby Humphrey, Alabama, Hall of Fame Bowl.....	1-2-1988
192	Vince Young, Texas, Rose Bowl.....	1-1-2005
190	Donte Stallworth, Tennessee, Citrus Bowl	1-1-2002

PUNTING

MOST PUNTS

9	Len Frketch, Oregon State, Rose Bowl	1-1-1965
9	Tinker Owens, Oklahoma, Orange Bowl	1-1-1976
9	Marty King, Southern California, Rose Bowl	1-1-1979
9	Patrick Morgan, Alabama, Orange Bowl	1-1-2000
8	Sam Koch, Nebraska, Alamo Bowl	12-28-2005
8	Joseph Charlton, South Carolina, Outback Bowl	1-1-2018

HIGHEST AVERAGE YARDS PER PUNT (Minimum 3 punts)

54.0	Johnny Townsend, Florida, Citrus Bowl	1-1-2016
51.5	Sam Koch, Nebraska, Alamo Bowl	12-28-2005
50.3	Chris Sperle, Southern California, Rose Bowl (4-201)	1-2-1989
47.8	Kevin Buenafe, UCLA, Bluebonnet Bowl (8-382)	12-31-1981
46.7	Tom Malone, Southern California, Rose Bowl (3-140)	1-1-2004
46.5	Hayden Stockson, Alabama, Outback Bowl	1-1-1997

PUNT RETURNS

MOST RETURNS

4	Eric Cross, Stanford, Rose Bowl	1-1-1972
4	Raymond Butler, Southern California, Rose Bowl	1-1-1979
4	Beno Bryant, Washington, Rose Bowl	1-1-1992
4	Freddie Milons, Alabama, Orange Bowl	1-1-2000
4	Clifton Robinson, Auburn, Citrus Bowl	1-1-2001
4	Desmond Reed, Southern California, Rose Bowl	1-1-2007

MOST YARDS RETURNED

108	Freddie Milons, Alabama, Orange Bowl	1-1-2000
74	Tyler Lockett, Kansas State, Buffalo Wild Wings Bowl	12-28-2013
66	Ray Horton, Washington, Rose Bowl	1-1-1981
66	Ace Sanders, South Carolina, Outback Bowl	1-1-2013
52	Ray Mickens, Texas A&M, Alamo Bowl	12-28-1995

KICKOFF RETURNS

MOST RETURNS

7	Ramonce Taylor, Texas, Rose Bowl	1-1-2005
4	Tyrone Ashley, Mississippi, Gator Bowl	1-1-1991
4	Kevin Matier, N.C. State, Hall of Fame Bowl	1-1-1994
3	Cliff Watkins, Oregon State, Rose Bowl	1-1-1965
3	Miles Moore, Stanford, Rose Bowl	1-1-1972
3	Anthony Allen, Washington, Rose Bowl	1-1-1981
3	Paul Miles, Nebraska, Fiesta Bowl	1-1-1986
3	Jay Barry, Washington, Rose Bowl	1-1-1993
3	Van Ward, Colorado State, Holiday Bowl	12-30-1994
3	Ace Sanders, South Carolina, Outback Bowl	1-1-2013
3	Shi Smith, South Carolina, Outback Bowl	1-1-2018

MOST YARDS RETURNED

201	Ramonce Taylor, Texas, Rose Bowl	1-1-2005
113	Tyrone Ashley, Mississippi, Gator Bowl	1-1-1991
90	Kevin Matier, N.C. State, Hall of Fame Bowl	1-1-1994
78	Kyle Stevens, Washington, Rose Bowl	1-2-1978
68	Napoleon Kaufman, Washington, Rose Bowl	1-1-1993

INTERCEPTIONS

MOST INTERCEPTIONS

2	Scott Hill, Oklahoma, Orange Bowl	1-1-1976
1	Many players	

MOST YARDS RETURNED

88	Dwayne Rudd, Alabama, Outback Bowl	1-1-1997
51	Dante Barnett, Kansas State, Buffalo Wild Wings Bowl	12-28-2013
50	Tyrone Ashley, Mississippi, Gator Bowl	1-1-1991
44	Andre Williams, Texas A&M, Alamo Bowl	12-28-1995
33	Ronnie Lott, Southern California, Rose Bowl	1-1-1979
31	Dennis Smith, Southern California, Rose Bowl	1-1-1979

TOTAL RETURNS

MOST RETURNS

9	Ramonce Taylor, Texas, Rose Bowl	1-1-2005
6	Raymond Butler, Southern California, Rose Bowl	1-1-1979
6	Freddie Milons, Alabama, Orange Bowl	1-1-2000
5	Tyrone Ashley, Mississippi, Gator Bowl	1-1-1991
5	Keiwan Ratliff, Florida, Outback Bowl	1-1-2003

MOST YARDS RETURNED

202	Ramonce Taylor, Texas, Rose Bowl	1-1-2005
163	Tyrone Ashley, Mississippi, Gator Bowl	1-1-1991
153	Freddie Milons, Alabama, Orange Bowl	1-1-2000
90	Kevin Matier, N.C. State, Hall of Fame Bowl	1-1-1994
88	Dwayne Rudd, Alabama, Outback Bowl	1-1-1997

DEFENSE (Since 1966)

MOST TACKLES

16	Buddy Curry, North Carolina, Gator Bowl	12-28-1979
15	Riki Gray, Southern California, Rose Bowl	1-1-1979
15	Matthew Thomas, Florida State, Orange Bowl	12-30-2016
14	Charles Weaver, Southern California, Rose Bowl	1-1-1970
14	Robert Jensen, Southern California, Rose Bowl	1-1-1970
14	Randall Polti, Stanford, Rose Bowl	1-1-1972
13	T.J. Brunson, South Carolina, Outback Bowl	1-1-2018

SCORING

MOST POINTS SCORED

24	Vince Young, Texas, Rose Bowl	1-1-2005
18	Shaun Alexander, Alabama, Orange Bowl	1-1-2000
18	Vick Ballard, Mississippi State, Gator Bowl	1-1-2011
18	Tyler Lockett, Kansas State, Buffalo Wild Wings Bowl	12-28-2013
16	Kyle Bryant, Texas A&M, Alamo Bowl	12-28-1995
12	on 17 different occasions:	
	Last: Nyqwan Murray, Florida State, Orange Bowl	12-30-2016

MOST TOUCHDOWNS SCORED

4	Vince Young, Texas, Rose Bowl	1-1-2005
3	Shaun Alexander, Alabama, Orange Bowl	1-1-2000
3	Vick Ballard, Mississippi State, Gator Bowl	1-1-2011
3	Tyler Lockett, Kansas State, Buffalo Wild Wings Bowl	12-28-2013
2	on 17 different occasions:	
	Last: Nyqwan Murray, Florida State, Orange Bowl	12-30-2016

MOST FIELD GOALS SCORED

5	Kyle Bryant, Texas A&M, Alamo Bowl	12-28-1995
4	Justin Myer, Virginia Tech, Sugar Bowl	1-3-2012
3	Al Del Greco, Auburn, Sugar Bowl	1-1-1984
3	Kent Bostrom, Arizona State, Rose Bowl	1-1-1987

MOST FIELD GOALS ATTEMPTED (Since 1964)

7	Derek DePasquale, Mississippi State, Gator Bowl	1-1-2011
6	Kyle Bryant, Texas A&M, Alamo Bowl	12-28-1995
5	Justin Myer, Virginia Tech, Sugar Bowl	1-3-2012
4	Rod Garcia, Stanford, Rose Bowl	1-1-1972
4	Jeff Hayes, North Carolina, Gator Bowl	12-28-1979
4	Al Del Greco, Auburn, Sugar Bowl	1-1-1984
4	Kent Bostrom, Arizona State, Rose Bowl	1-1-1987

MOST POINT-AFTER-TOUCHDOWNS SCORED

7	Derek DePasquale, Mississippi State, Gator Bowl	1-1-2011
6	Alex Walls, Tennessee, Citrus Bowl	1-1-2002
5	Dusty Mangum, Texas, Rose Bowl	1-1-2005
5	Joey Iijas, Florida, Capital One Bowl	1-1-2008
4	Travis Hanson, Washington, Rose Bowl	1-1-1993
4	Todd Latourette, Arkansas, Citrus Bowl	1-1-1999
4	Ryan Pflugner, Alabama, Orange Bowl	1-1-2000
4	Damon Duval, Auburn, Citrus Bowl	1-1-2001
4	Ryan Killeen, Southern California, Rose Bowl	1-1-2004
4	Ian Patterson, Kansas State, Buffalo Wild Wings Bowl	12-28-2013

Individual Career Bowl Records

RUSHING

MOST ATTEMPTS

89	Mike Hart	2005-05-07-08
78	Anthony Thomas	1998-99-2000-01
70	Butch Woolfolk	1979-79-81-81
68	Chris Perry	2001-02-03-04
64	Jamie Morris	1984-86-87-88
58	Tyrone Wheatley	1992-93-94-94
50	Bill Taylor	1970-72
47	Denard Robinson	2011-12-13
47	Rick Leach	1976-77-78-79
45	De'Veon Smith	2013-16-16

MOST YARDS GAINED

507	Tyrone Wheatley	1992-93-94-94
449	Jamie Morris	1984-86-87-88
430	Butch Woolfolk	1979-79-81-81
374	Anthony Thomas	1998-99-2000-01
333	Mike Hart	2005-05-07-08
266	Leroy Hoard	1988-89-90
186	Tshimanga Biakabutuka	1993-94-95
183	Ricky Powers	1991-92-93-94
176	Clarence Williams	1995-96-97-98
172	Denard Robinson	2011-12-13
166	Stan Edwards	1978-79-81-81

PASSING

MOST ATTEMPTED

157	Chad Henne	2005-05-07-08
121	John Navarre	2002-03-04
90	Brian Griese	1995-97-98
81	Elvis Grbac	1991-92-93
75	Rick Leach	1976-77-78-79
73	Tom Brady	1999-2000
63	Denard Robinson	2011-12-13
49	Steve Smith	1981-83-84
48	Todd Collins	1992-94-94

MOST COMPLETED

90	Chad Henne	2005-05-07-08
69	John Navarre	2002-03-04
48	Tom Brady	1999-2000
48	Brian Griese	1995-97-98
46	Elvis Grbac	1991-92-93
36	Denard Robinson	2011-12-13
30	Rick Leach	1976-77-78-79
26	Todd Collins	1992-94-94
24	Steve Smith	1981-83-84
24	Shane Morris	2013

MOST YARDS GAINED PASSING

1,179	Chad Henne	2005-05-07-08
830	John Navarre	2002-03-04
720	Brian Griese	1995-97-98
601	Elvis Grbac	1991-92-93
485	Rick Leach	1976-77-78-79
478	Tom Brady	1999-2000
371	Denard Robinson	2011-12-13
354	Todd Collins	1992-94-94
348	John Wangler	1979-81
331	Steve Smith	1981-83-84



Tom Brady set or tied Michigan bowl game passing marks for attempts (46), completions (34), yards (369) and TDs (four) vs. Alabama in the 2000 Orange Bowl.

MOST TOUCHDOWN PASSES THROWN

12	Chad Henne	2005-05-07-08
7	Elvis Grbac	1991-92-93
6	Brian Griese	1995-97-98
5	Tom Brady	1999-2000
4	Denard Robinson	2011-12-13
4	John Navarre	2002-03-04
3	Rick Leach	1976-77-78-79
3	Todd Collins	1992-94-94
3	Devin Gardner	2013
3	Jake Rudock	2016
2	John Wangler	1979-81
2	Bob Chappuis	1948
2	Dave Hall	1983
2	Demetrius Brown	1988-89
2	Drew Henson	1999-2000-01

MOST INTERCEPTIONS THROWN

6	Rick Leach	1976-77-78-79
4	Chad Henne	2005-05-07-08
3	Jim Harbaugh	1986-87
3	Todd Collins	1992-94-94
3	Brian Griese	1995-97-98
2	B.J. Dickey	1979
2	Dave Hall	1983
2	Steve Smith	1981-83-84
2	Elvis Grbac	1991-92-93
2	Tom Brady	1999-2000
2	Denard Robinson	2011-12-13
2	Brandon Peters	2018

HIGHEST PASS EFF. (Min. 25 attempts)

192.3	John Wangler	1979-81
171.8	Jake Rudock	2016
170.0	Tom Brady	2000
142.7	Elvis Grbac	1991-92-93
140.5	Chad Henne	2005-05-07-08
124.2	Todd Collins	1992-94-94
121.21	Denard Robinson	2011-12-13
107.4	Demetrius Brown	1988-89

RECEIVING

MOST PASSES CAUGHT

24	Braylon Edwards	2003-04-05
20	Anthony Carter	1979-81-81-83
19	Jeremy Gallon	2011-12-13
17	Steve Breaston	2004-05-05-07
15	David Terrell	1999-2000-01
15	Marquise Walker	1999-2000-01-02
14	Mario Manningham	2005-07-08
13	Tai Streets	1995-96-97-98
13	Adrian Arrington	2005-07-08
12	Amani Toomer	1993-94-94-95
12	Russell Shaw	1997-98
12	Bennie Joppru	2000-01-02-03
12	Jason Avant	2003-04-05
12	Tyler Ecker	2004-05-05-07



Braylon Edwards caught 24 passes for 326 yards and three TDs during his three bowl appearances, including 20 catches for 216 yards and 3 TDs in two Rose Bowl games.

MOST YARDS GAINED

395	Anthony Carter	1979-81-81-83
326	Braylon Edwards	2003-04-05
312	David Terrell	1999-2000-01
268	Tai Streets	1995-96-97-98
265	Marquise Walker	1999-2000-01-02
261	Steve Breaston	2004-05-05-07
242	Amani Toomer	1993-94-94-95
237	Jeremy Gallon	2011-12-13
202	Desmond Howard	1990-91-92
198	Tyler Ecker	2004-05-05-07
187	Adrian Arrington	2005-07-08
185	Mario Manningham	2005-07-08

MOST TOUCHDOWN PASSES CAUGHT

4	Anthony Carter	1979-81-81-83
4	Amani Toomer	1993-94-94-95
4	David Terrell	1999-2000-01
3	Braylon Edwards	2003-04-05
3	Adrian Arrington	2005-07-08
2	Jeremy Gallon	2011-12-13
2	Desmond Howard	1990-91-92
2	Tony McGee	1992-93
2	Tai Streets	1996-97-98
2	B.J. Askew	2000-01-02-03
2	Steve Breaston	2004-05-05-07
2	Mario Manningham	2005-07-08
2	Junior Hemingway	2012
2	Jeremy Gallon	2011-12-13

TOTAL OFFENSE

MOST PLAYS

183	Chad Henne	2005-05-07-08
139	John Navarre	2002-03-04
122	Rick Leach	1976-77-78-79
114	Brian Griese	1995-97-98
111	Denard Robinson	2011-12-13
90	Elvis Grbac	1991-92-93
81	Tom Brady	1999-2000
78	Anthony Thomas	1998-99-2000-01
78	Chris Perry	2001-02-03-04
71	Steve Smith	1981-83-84
70	Butch Woolfolk	1979-79-81-81

MOST YARDS GAINED

1145	Chad Henne	2005-05-07-08
748	John Navarre	2002-03-04
723	Brian Griese	1995-97-98
608	Rick Leach	1976-77-78-79
559	Tom Brady	1999-2000
557	Elvis Grbac	1991-92-93
550	Denard Robinson	2011-12-13
507	Tyrone Wheatley	1992-93-94-94
449	Jamie Morris	1984-86-87-88
430	Butch Woolfolk	1979-81-81
424	Steve Smith	1981-83-84

ALL-PURPOSE

MOST PLAYS

95	Mike Hart	2005-05-07-08
89	Anthony Thomas	1998-99-2000-01
78	Butch Woolfolk	1979-79-81-81
76	Jamie Morris	1984-86-87-88
74	Chris Perry	2001-02-03-04
68	Tyrone Wheatley	1992-93-94-94
53	Bill Taylor	1970-72
48	Denard Robinson	2011-12-13
47	Rick Leach	1976-77-78-79
46	Steve Breaston	2004-05-05-07

MOST YARDS GAINED

812	Steve Breaston	2004-05-05-07
608	Tyrone Wheatley	1992-93-94-94
605	Anthony Carter	1979-81-81-83
571	Jamie Morris	1984-86-87-88
491	Butch Woolfolk	1979-79-81-81
444	Anthony Thomas	1998-99-2000-01
377	Mike Hart	2005-05-07-08
350	Chris Perry	2001-02-03-04
336	Desmond Howard	1990-91
332	Mercury Hayes	1993-94-94-95
288	Ralph Clayton	1978-79-79

PUNTING

MOST PUNTS

25	Don Bracken	1981-81-83-84
24	Monte Robbins	1984-86-87-88
24	Hayden Epstein	1999-2000-01-02
19	John Anderson	1976-77-78
18	Chris Stapleton	1990-93-94
16	Adam Finley	2003-04-05
12	Eddie Azcona	1991-92
11	Matt Wile	2011-12-13
9	Kenny Allen	2016-16
8	Gregg Willner	1979
8	Zoltan Mesko	2007-08

HIGHEST AVG. YDS/PUNT (Min. 5 punts)

48.4	Kenny Allen (9-436)	2016-16
43.5	Matt Wile (11-479)	2011-12-13
42.5	Zoltan Mesko (8-340)	2007-08
41.9	Chris Stapleton (18-755)	1990-93-94
41.6	Hayden Epstein (24-998)	1999-2000-01
41.4	Monte Robbins (24-993)	1984-86-87-88
41.2	Don Bracken (25-1031)	1981-81-83-84
41.1	John Anderson (19-781)	1976-77-78
41.0	Adam Finley (12-492)	2003-04-05
40.0	Hayden Epstein (5-200)	1999



PUNT RETURNS

MOST RETURNS

11	Anthony Carter	1979-81-81-83
9	Steve Breaston	2004-05-05-07
7	Charles Woodson	1996-97-98
6	Rick Sygar	1965
6	Dwight Hicks	1976-77-78
6	DiAllo Johnson	1999
6	Julius Curry	2000-01-02-03
5	Mike Jolly	1977-78-79
5	Desmond Howard	1990-91-92

MOST YARDS RETURNED

107	Derrick Alexander	1990-91-93-94
86	Charles Woodson	1996-97-98
74	Steve Breaston	2004-05-05-07
68	Anthony Carter	1979-81-81-83
51	DiAllo Johnson	1999
50	Rick Sygar	1965
43	Julius Curry	2000-01-02-03
34	Junior Hemingway	2011
29	Desmond Howard	1990-91-92
24	Bob Mielke	1965
24	John Kolesar	1986-88-89

KICKOFF RETURNS

MOST RETURNS

15	Steve Breaston	2004-05-05-07
10	Martavious Odoms	2011-12
9	Mercury Hayes	1993-94-94-95
8	Todd Howard	2002
5	Ralph Clayton	1978-79-79
5	Anthony Carter	1979-81-81-83
5	Walter Cross	2000
5	Brandon Minor	2007-08
5	Dennis Norfleet	2012-13
4	Bo Rather	1972
4	Jamie Morris	1984-86-87-88
4	Allen Jefferson	1988-90-91
4	Desmond Howard	1990-91-92
4	Tyrone Wheatley	1992-93-94-94

MOST YARDS RETURNED

443	Steve Breaston	2004-05-05-07
214	Martavious Odoms	2011-12
193	Mercury Hayes	1993-94-94-95
125	Todd Howard	2002
120	Dennis Norfleet	2011-12-13
107	Allen Jefferson	1988-90-91
102	Ralph Clayton	1978-79-79
102	Anthony Carter	1979-81-81-83
98	Brandon Minor	2007-08
97	Walter Cross	2000
87	Bo Rather	1972

Steve Breaston set a Rose Bowl record with 315 all-purpose yards in the 2005 Rose Bowl game against Texas. He holds Michigan's career kickoff return yardage record with 443 yards on 15 returns in bowl action.

INTERCEPTIONS

MOST INTERCEPTIONS

2	Brad Cochran	1984-84
2	David Arnold	1986-87-88-89
2	Ty Law	1992-93-94
2	Clarence Thompson	1994-94-95
2	Charles Woodson	1996-97-98
2	Leon Hall	2004-05-05-07

MOST YARDS RETURNED

48	David Arnold	1986-87-88-89
46	Ian Gold	1999
43	Clarence Thompson	1994-94-95
39	Julius Curry	2000-01
36	Otis Williams	1989-90-91-92
27	Noah Furbush	2016-18
26	James Whitley	1999
25	Mike Jolly	1978
23	Dwight Hicks	1976-77-78
23	Prescott Burgess	2005-05-07
21	Calvin O'Neal	1977

TOTAL RETURNS

MOST RETURNS

24	Steve Breaston	2004-05-05-07
16	Anthony Carter	1979-81-81-83
11	Mercury Hayes	1993-94-94-95
10	Martavious Odoms	2011-12
9	Desmond Howard	1990-91-92
9	Charles Woodson	1996-97-98
8	Dwight Hicks	1976-77-78
8	Todd Howard	2002
6	Rick Sygar	1965
6	Mike Jolly	1977-78-79
6	Julius Curry	2000-01-02-03



Erick Anderson tallied a Michigan bowl record 41 tackles during his career.

MOST YARDS RETURNED

517	Steve Breaston	2004-05-05-07
214	Martavious Odoms	2011-12
194	Mercury Hayes	1993-94-94-95
170	Anthony Carter	1979-81-81-83
135	Derrick Alexander	1990-91-93-94
125	Todd Howard	2002
120	Dennis Norfleet	2011-12-13
107	Allen Jefferson	1988-90-91
102	Ralph Clayton	1978-79-79
100	Desmond Howard	1990-91-92
97	Walter Cross	2000

TACKLES (Since 1968)

MOST TACKLES

41	Erick Anderson	1989-90-91-92
39	Ron Simpkins	1978-79-79
35	Mike Mallory	1984-84-86
33	Garland Rivers	1984-86-87
32	Sam Sword	1995-96-97-98
29	Andy Cannavino	1979-79-81
29	Dhani Jones	1998-99-2000
28	Victor Hobson	2000-01-02-03
27	Paul Girgash	1979-81-81-83
27	Steve Morrison	1992-93-94-94
25	Calvin O'Neal	1976-77
25	Curtis Greer	1978-79-79

SCORING

MOST POINTS SCORED


42	Tyrone Wheatley	1992-93-94-94
36	Anthony Thomas	1998-99-2000-01
30	Chris Perry	2001-02-03-04
24	Denard Robinson	2011-12-13
24	Anthony Carter	1979-81-81-83
24	Jamie Morris	1984-86-87-88
24	Amani Toomer	1993-94-94-95
24	David Terrell	1999-2000-01
20	Brendan Gibbons	2011-12-13
18	Jack Weisenburger	1948
18	Mel Anthony	1965
18	Jim Harbaugh	1986-87
18	Braylon Edwards	2003-04-05
18	Adrian Arrington	2005-07-08

MOST TOUCHDOWNS SCORED

7	Tyrone Wheatley	1992-93-94-94
6	Anthony Thomas	1998-99-2000-01
5	Chris Perry	2001-02-03-04
4	Anthony Carter	1979-81-81
4	Jamie Morris	1984-86-87-88
4	Amani Toomer	1993-94-94-95
4	David Terrell	1999-2000-01
3	Jack Weisenburg	1948
3	Mel Anthony	1965
3	Jim Harbaugh	1986-87
3	Braylon Edwards	2003-04-05
3	Adrian Arrington	2005-07-08

MOST FIELD GOALS MADE

5	Kenny Allen	2016-16
5	Brendan Gibbons	2011-12-13
4	Garrett Rivas	2004-05-05-07
4	Quinn Nordin	2018
3	Ali Haji-Sheikh	1981-81-83
3	Remy Hamilton	1994-94-95
3	Matt Wile	2012-13
2	Pat Moons	1986
2	Hayden Epstein	1999-2000-01-02
2	K.C. Lopata	2008



Anthony Thomas was a two-time Most Valuable Player of the Florida Citrus Bowl, gaining honors in the 1999 and 2001 games.

MOST FIELD GOALS ATTEMPTED

6	Brendan Gibbons	2011-12-13
6	Garrett Rivas	2004-05-05-07
5	Kenny Allen	2016-16
4	Ali Haji-Sheikh	1981-81-83
4	Hayden Epstein	1999-2000-01-02
4	Quinn Nordin	2018
3	Mike Gillette	1987-88-89
3	Remy Hamilton	1994-94-95
3	Matt Wile	2012-13
2	Dana Coin	1972
2	Bob Wood	1976
2	Pat Moons	1986
2	J.D. Carlson	1990-91-92
2	Peter Elezovic	1993-94
2	Jay Feely	1999
2	K.C. Lopata	2008

MOST PATs MADE

11	Peter Elezovic	1993-94
11	Hayden Epstein	1999-2000-01-02
11	Garrett Rivas	2004-05-05-07
8	J.D. Carlson	1990-91-92
7	Jim Brieske	1948
7	Ali Haji-Sheikh	1981-81-83
6	Mike Gillette	1987-88-89
6	Jay Feely	1999
6	Kenny Allen	2016-16
5	Brendan Gibbons	2011-12-13-
5	Remy Hamilton	1994-94-95
5	Adam Finley	2003
5	K.C. Lopata	2008

Team Single Game Bowl Records

FIRST DOWNS

MOST FIRST DOWNS

Michigan

35	Mississippi, Gator Bowl	1991
28	Florida, Capital One Bowl	2008
28	Florida, Citrus Bowl	2016
27	Stanford, Rose Bowl	1902
25	UCLA, Bluebonnet Bowl	1981
25	Southern California, Rose Bowl	2004

Both Teams

46	Florida, Capital One Bowl	2008
45	Brigham Young, Holiday Bowl	1984
45	Mississippi, Gator Bowl	1991
45	Florida, Outback Bowl	2003

Opponents

32	Brigham Young, Holiday Bowl	1984
28	Alabama, Hall of Fame Bowl	1988
28	Florida, Outback Bowl	2003
26	Mississippi State, Gator Bowl	2011

FEWEST FIRST DOWNS

Michigan

10	Washington, Rose Bowl	1992
11	Southern California, Rose Bowl	1990

Both Teams

26	Southern California, Rose Bowl	1979
28	Oklahoma, Orange Bowl	1976

Opponents

5	Stanford, Rose Bowl	1902
10	Southern California, Rose Bowl	1948
12	California, Rose Bowl	1951
12	Alabama, Orange Bowl	2000

RUSHING

MOST ATTEMPTS

Michigan

90	Stanford, Rose Bowl	1902
74	Stanford, Rose Bowl	1972
60	Washington, Rose Bowl	1981

Both Teams

117	Oklahoma, Orange Bowl	1976
114	Stanford, Rose Bowl	1902
109	Nebraska, Fiesta Bowl	1986

Opponents

67	Auburn, Sugar Bowl	1984
65	Oklahoma, Orange Bowl	1976

FEWEST ATTEMPTS

Michigan

23	Alabama, Orange Bowl	2000
25	Mississippi State, Gator Bowl	2011
27	Southern California, Rose Bowl	2007
29	Arizona State, Rose Bowl	1987

Both Teams

50	Southern California, Rose Bowl	2007
59	South Carolina, Outback Bowl	2018
60	Alabama, Orange Bowl	2000
63	Southern California, Rose Bowl	2004
68	Tennessee, Citrus Bowl	2002

Opponents

17	South Carolina, Outback Bowl	2013
23	Stanford, Rose Bowl	1972
23	Southern California, Rose Bowl	2007
24	Stanford, Rose Bowl	1902
25	Southern California, Rose Bowl	2004

MOST NET YARDS

Michigan

527	Stanford, Rose Bowl	1902
391	Mississippi, Gator Bowl	1991
332	Oregon State, Rose Bowl	1965

Both Teams

594	Stanford, Rose Bowl	1902
484	Mississippi, Gator Bowl	1991
475	Nebraska, Fiesta Bowl	1986

Opponents

304	Nebraska, Fiesta Bowl	1986
301	Auburn, Sugar Bowl	1984

FEWEST NET YARDS

Michigan

12	Southern California, Rose Bowl	2007
37	Alabama, Orange Bowl	2000
49	Southern California, Rose Bowl	2004
53	Arizona State, Rose Bowl	1987
56	Virginia Tech, Sugar Bowl	2012

Both Teams

60	Southern California, Rose Bowl	2007
117	Southern California, Rose Bowl	2004
135	South Carolina, Outback Bowl	2018
195	Washington State, Rose Bowl	1998
195	Washington, Rose Bowl	1992

Opponents

33	UCLA, Bluebonnet Bowl	1981
48	Southern California, Rose Bowl	2007
51	Colorado State, Holiday Bowl	1994

PASSING

MOST ATTEMPTED

Michigan

47	Alabama, Orange Bowl	2000
46	Southern California, Rose Bowl	2004
45	South Carolina, Outback Bowl	2018
43	Nebraska, Alamo Bowl	2005
41	Southern California, Rose Bowl	2007

Both Teams

86	Southern California, Rose Bowl	2007
81	Southern California, Rose Bowl	2004
79	Florida, Outback Bowl	2003
77	South Carolina, Outback Bowl	2018
74	Tennessee, Citrus Bowl	2002
74	Nebraska, Alamo Bowl	2005

Opponents

49	Brigham Young, Holiday Bowl	1984
45	Southern California, Rose Bowl	2007
44	Stanford, Rose Bowl	1972
42	Florida, Outback Bowl	2003

FEWEST ATTEMPTED

Michigan

11	Oregon State, Rose Bowl	1965
11	Stanford, Rose Bowl	1972

Both Teams

25	Oklahoma, Orange Bowl	1976
29	California, Rose Bowl	1951

Opponents

5	Oklahoma, Orange Bowl	1976
6	Auburn, Sugar Bowl	1984

MOST COMPLETED

Michigan

35	Alabama, Orange Bowl	2000
27	Southern California, Rose Bowl	2004
27	Mississippi State, Gator Bowl	2011
26	Southern California, Rose Bowl	2007
25	Florida, Capital One Bowl	2008

Both Teams

53	Southern California, Rose Bowl	2007
51	Southern California, Rose Bowl	2004
48	Alabama, Orange Bowl	2000
48	Tennessee, Citrus Bowl	2002
45	Mississippi State, Gator Bowl	2011
45	Kansas State, Buffalo Wild Wings Bowl	2013

Opponents

35	Brigham Young, Holiday Bowl	1984
28	Auburn, Citrus Bowl	2001
27	Southern California, Rose Bowl	2007
25	Washington, Rose Bowl	1992
24	Southern California, Rose Bowl	2004

FEWEST COMPLETED

Michigan

2	Oklahoma, Orange Bowl	1976
3	Stanford, Rose Bowl	1972

Both Teams

5	Oklahoma, Orange Bowl	1976
11	Auburn, Sugar Bowl	1984

Opponents

2	Auburn, Sugar Bowl	1984
3	Oklahoma, Orange Bowl	1976

HIGHEST COMP. PCT. (Min 10 att)

Michigan

77.1	Tennessee, Citrus Bowl	2002
72.7	Oregon State, Rose Bowl	1965
71.4	California, Rose Bowl	1951
71.4	Auburn, Citrus Bowl	2001

Opponents

78.3	Mississippi State, Gator Bowl	2011
75.7	Auburn, Citrus Bowl	2001
75.0	Kansas State, Buffalo Wild Wings Bowl	2013
72.0	UCLA, Rose Bowl	1983
71.4	Brigham Young, Holiday Bowl	1984
71.4	Southern Cal, Rose Bowl	1989

LOWEST COMP. PCT. (Min 10 att)

Michigan

10.0	Oklahoma, Orange Bowl	1976
27.3	Stanford, Rose Bowl	1972

Opponents

33.3	Florida State, Orange Bowl	2016
40.0	Nebraska, Fiesta Bowl	1986
40.0	Florida, Citrus Bowl	2016

MOST NET YARDS

Michigan		
373	Florida, Capital One Bowl	2008
369	Alabama, Orange Bowl	2000
328	North Carolina, Gator Bowl	1979
324	Mississippi, Gator Bowl	1991
319	Florida, Outback Bowl	2003
Both Teams		
700	Southern California, Rose Bowl	2007
688	Auburn, Citrus Bowl	2001
646	Tennessee, Citrus Bowl	2002
642	Florida, Outback Bowl	2003
613	Southern California, Rose Bowl	2004
Opponents		
420	Kansas State, Buffalo Wild Wings Bowl	2013
406	Tennessee, Citrus Bowl	2002
394	Auburn, Citrus Bowl	2001
391	Southern California, Rose Bowl	2007
377	Virginia Tech, Sugar Bowl	2012
371	Brigham Young, Holiday Bowl	1984

FEWEST NET YARDS

Michigan		
26	Stanford, Rose Bowl	1972
33	Oklahoma, Orange Bowl	1976
Both Teams		
96	Oklahoma, Orange Bowl	1976
129	Nebraska, Fiesta Bowl	1986
Opponents		
21	Auburn, Sugar Bowl	1984
23	Southern California, Rose Bowl	1979

MOST HAD INTERCEPTED

Michigan		
3	Oklahoma, Orange Bowl	1976
3	UCLA, Rose Bowl	1983
3	Arizona State, Rose Bowl	1987
3	Colorado State, Holiday Bowl	1994
Both Teams		
6	Mississippi, Gator Bowl	1991
5	Colorado State, Holiday Bowl	1994
Opponents		
4	Mississippi, Gator Bowl	1991
4	N.C. State, Hall of Fame Bowl	1994

MOST TOUCHDOWN PASSES

Michigan		
4	Alabama, Orange Bowl	2000
4	Southern California, Rose Bowl	1948
4	Mississippi, Gator Bowl	1991
4	Texas, Rose Bowl	2005
Both Teams		
7	South Carolina, Outback Bowl	2013
6	Nebraska, Alamo Bowl	2005
6	Southern California, Rose Bowl	2007
6	Florida, Capital One Bowl	2008
5	Tennessee, Citrus Bowl	2002
5	Alabama, Orange Bowl	2000
5	Auburn, Citrus Bowl	2001
5	Southern California, Rose Bowl	2004
5	Texas, Rose Bowl	2005
Opponents		
4	South Carolina, Outback Bowl	2013
4	Southern California, Rose Bowl	2004
4	Southern California, Rose Bowl	2007
3	Washington, Rose Bowl	1992
3	Auburn, Citrus Bowl	2001
3	Tennessee, Citrus Bowl	2002
3	Nebraska, Alamo Bowl	2005
3	Florida, Capital One Bowl	2008
3	Mississippi State, Gator Bowl	2011
3	Kansas State, Buffalo Wild Wings Bowl	2013

TOTAL OFFENSE**MOST PLAYS**

Michigan		
86	Florida, Capital One Bowl	2008
85	Southern California, Rose Bowl	1970
85	Stanford, Rose Bowl	1972
85	Mississippi, Gator Bowl	1991
85	Nebraska, Alamo Bowl	2005
Both Teams		
159	Florida, Outback Bowl	2003
158	Arkansas, Citrus Bowl	1999
155	Southern California, Rose Bowl	1970
153	Mississippi, Gator Bowl	1991
153	Nebraska, Alamo Bowl	2005
Opponents		
89	Alabama, Hall of Fame Bowl	1988
85	Washington, Rose Bowl	1992
85	Florida, Outback Bowl	2003
81	Mississippi State, Gator Bowl	2011

FEWEST PLAYS

Michigan		
49	Alabama, Hall of Fame Bowl	1988
52	Arizona State, Rose Bowl	1987
52	Southern California, Rose Bowl	1990
52	Virginia Tech, Sugar Bowl	2012
Both Teams		
117	Kansas State, Buffalo Wild Wings Bowl	2013
119	California, Rose Bowl	1951
121	UCLA, Bluebonnet Bowl	1981
Opponents		
53	Alabama, Outback Bowl	1997
55	Southern California, Rose Bowl	1948
57	Alabama, Orange Bowl	2000
58	South Carolina, Outback Bowl	2018

MOST NET YARDS

Michigan		
715	Mississippi, Gator Bowl	1991
524	Florida, Capital One Bowl	2008
503	Florida, Citrus Bowl	2016
491	Southern California, Rose Bowl	1948
Both Teams		
1048	Mississippi, Gator Bowl	1991
939	Auburn, Citrus Bowl	2001
929	Florida, Outback Bowl	2003
923	Florida, Capital One Bowl	2008
896	Washington, Rose Bowl	1993
Opponents		
506	Florida, Outback Bowl	2003
503	Tennessee, Citrus Bowl	2002
486	Auburn, Citrus Bowl	2001
485	Mississippi State, Gator Bowl	2011
483	Brigham Young, Holiday Bowl	1984

FEWEST NET YARDS

Michigan		
184	Virginia Tech, Sugar Bowl	2012
202	Oklahoma, Orange Bowl	1976
202	Brigham Young, Holiday Bowl	1984
Both Teams		
393	Southern California, Rose Bowl	1979
535	California, Rose Bowl	1951
Opponents		
133	Southern California, Rose Bowl	1948
157	Southern California, Rose Bowl	1979

PUNTING**MOST PUNTS**

Michigan		
21	Stanford, Rose Bowl	1902
10	Oklahoma, Orange Bowl	1976
10	Washington, Rose Bowl	1992
Both Teams		
37	Stanford, Rose Bowl	1902
19	Oklahoma, Orange Bowl	1976
17	Southern Cal, Rose Bowl	1979
17	Alabama, Orange Bowl	2000
17	Florida, Outback Bowl	2003
Opponents		
16	Stanford, Rose Bowl	1902
9	Oregon State, Rose Bowl	1965
9	Oklahoma, Orange Bowl	1976
9	Southern California, Rose Bowl	1979
9	Alabama, Orange Bowl	2000

FEWEST PUNTS

Michigan		
1	Mississippi State, Gator Bowl	2011
1	Florida, Citrus Bowl	2016
2	California, Rose Bowl	1951
2	Mississippi, Gator Bowl	1991
2	Florida, Capital One Bowl	2008
Both Teams		
3	Mississippi State, Gator Bowl	2011
5	Florida, Capital One Bowl	2008
5	Florida, Citrus Bowl	2016
6	California, Rose Bowl	1951
6	Virginia Tech, Sugar Bowl	2012
6	South Carolina, Outback Bowl	2013
6	Kansas State, Buffalo Wild Wings Bowl	2013
7	Mississippi, Gator Bowl	1991
7	Southern California, Rose Bowl	2004
Opponents		
1	Brigham Young, Holiday Bowl	1984
1	Virginia Tech, Sugar Bowl	2012
1	Kansas State, Buffalo Wild Wings Bowl	2013
2	Mississippi State, Gator Bowl	2011
3	Southern California, Rose Bowl	1977
3	Nebraska, Fiesta Bowl	1986
3	Auburn, Citrus Bowl	2001
3	Southern California, Rose Bowl	2004
3	Florida, Capital One Bowl	2008
3	South Carolina, Outback Bowl	2013

HIGHEST NET YDS/PUNT (Min 3)

Michigan		
47.4	Florida State, Orange Bowl	2016
47.3	Washington, Rose Bowl	1981
47.0	N.C. State, Hall of Fame Bowl	1994
Opponents		
54.0	Florida, Citrus Bowl	2016
51.5	Nebraska, Alamo Bowl	2005
50.3	Southern California, Rose Bowl	1989
47.8	UCLA, Bluebonnet Bowl	1981

LOWEST NET YDS/PUNT (Min 3)

Michigan		
24.0	Alabama, Outback Bowl	1997
26.0	South Carolina, Outback Bowl	2013
Opponents		
29.7	Southern California, Rose Bowl	1977
31.8	Tennessee, Citrus Bowl	2002
32.1	Florida, Outback Bowl	2003

PUNT RETURNS**MOST PUNTS RETURNED**

Michigan		
8	Oregon State, Rose Bowl	1965
7	UCLA, Bluebonnet Bowl	1981
7	Nebraska, Alamo Bowl	2005

Both Teams

10	UCLA, Bluebonnet Bowl	1981
10	Nebraska, Alamo Bowl	2005
9	Southern California, Rose Bowl	1979

Opponents

5	Southern California, Rose Bowl	1990
4	Eight times LAST: Southern California, Rose Bowl	2007

FEWEST PUNTS RETURNED

Michigan		
0	Southern California, Rose Bowl	1977
0	Brigham Young, Holiday Bowl	1984
0	Colorado State, Holiday Bowl	1994
0	Florida, Capital One Bowl	2008
0	Virginia Tech, Sugar Bowl	2012
0	Kansas State, Buffalo Wild Wings Bowl	2013

Both Teams

1	Southern California, Rose Bowl	1977
1	Mississippi State, Gator Bowl	2011
1	Virginia Tech, Sugar Bowl	2012
1	Florida, Citrus Bowl	2016
2	Many games	

Opponents

0	Oregon State, Rose Bowl	1965
0	Mississippi, Gator Bowl	1991
0	Alabama, Outback Bowl	1997
0	Mississippi State, Gator Bowl	2011
0	Florida, Citrus Bowl	2016

MOST YARDS RETURNED

Michigan		
92	N.C. State, Hall of Fame Bowl	1994
85	Oregon State, Rose Bowl	1965

Both Teams

128	Alabama, Orange Bowl	2000
104	Nebraska, Alamo Bowl	2005
97	N.C. State, Hall of Fame Bowl	1994
85	Oregon State, Rose Bowl	1965

Opponents

108	Alabama, Orange Bowl	2000
68	Southern California, Rose Bowl	1990
66	Washington, Rose Bowl	1981

FEWEST YARDS RETURNED

Michigan		
-1	Florida State, Orange Bowl	2016
0	Southern California, Rose Bowl	1977
0	Brigham Young, Holiday Bowl	1984
0	Colorado State, Holiday Bowl	1994
0	Southern California, Rose Bowl	2004
0	Florida, Capital One Bowl	2008
0	Virginia Tech, Sugar Bowl	2012

Both Teams

-6	Brigham Young, Holiday Bowl	1984
1	Southern California, Rose Bowl	1977
1	Southern California, Rose Bowl	2004

Opponents

-6	Brigham Young, Holiday Bowl	1984
0	Alabama, Outback Bowl	1997
0	Mississippi, Gator Bowl	1991
0	Mississippi State, Gator Bowl	2011

KICKOFF RETURNS**MOST KICKOFFS RETURNED**

Michigan		
8	Tennessee, Citrus Bowl	2002
8	Mississippi State, Gator Bowl	2011
6	Washington, Rose Bowl	1978
6	Arizona State, Rose Bowl	1987
6	Washington, Rose Bowl	1992
6	Texas, Rose Bowl	2005
6	Nebraska, Alamo Bowl	2005
6	Florida, Capital One Bowl	2008

Both Teams

14	Texas, Rose Bowl	2005
11	Tennessee, Citrus Bowl	2002
11	Florida, Capital One Bowl	2008
11	Mississippi State, Gator Bowl	2011
10	Alabama, Hall of Fame Bowl	1988
10	Washington, Rose Bowl	1993

Opponents

8	Texas, Rose Bowl	2005
7	Southern California, Rose Bowl	1948
7	Nebraska, Fiesta Bowl	1986
7	Florida, Citrus Bowl	2016

FEWEST KICKOFFS RETURNED

Michigan		
0	UCLA, Bluebonnet Bowl	1981
1	Alabama, Outback Bowl	1997
1	Florida, Citrus Bowl	2016

Both Teams

3	UCLA, Bluebonnet Bowl	1981
3	UCLA, Rose Bowl	1983
3	Florida State, Orange Bowl	2016
2	Alabama, Outback Bowl	1997
2	Washington State, Rose Bowl	1998

Opponents

0	Washington State, Rose Bowl	1998
1	Southern California, Rose Bowl	1977
1	UCLA, Rose Bowl	1983
1	Alabama, Outback Bowl	1997
1	Florida State, Orange Bowl	2016

MOST YARDS RETURNED

Michigan		
221	Texas, Rose Bowl	2005
191	Mississippi State, Gator Bowl	2011
186	Nebraska, Alamo Bowl	2005
125	Tennessee, Citrus Bowl	2002
118	Florida, Capital One Bowl	2008

Both Teams

435	Texas, Rose Bowl	2005
248	Mississippi State, Gator Bowl	2011
229	Nebraska, Alamo Bowl	2005
214	Washington, Rose Bowl	1993
208	South Carolina, Outback Bowl	2013

Opponents

214	Texas, Rose Bowl	2005
153	Florida, Citrus Bowl	2016
144	Nebraska, Fiesta Bowl	1986
145	South Carolina, Outback Bowl	2013

FEWEST YARDS RETURNED

Michigan		
0	UCLA, Bluebonnet Bowl	1981
3	Southern California, Rose Bowl	1951

Both Teams

31	Alabama, Outback Bowl	1997
38	Washington State, Rose Bowl	1998
43	UCLA, Bluebonnet Bowl	1981

Opponents

0	Washington State, Rose Bowl	1998
0	UCLA, Rose Bowl	1983
9	Alabama, Outback Bowl	1997

TOTAL RETURNS**MOST RETURNS**

Michigan		
15	Nebraska, Alamo Bowl	2005
12	Washington, Rose Bowl	1978
11	Washington, Rose Bowl	1992
11	Tennessee, Citrus Bowl	2002

Both Teams

21	Nebraska, Alamo Bowl	2005
20	Texas, Rose Bowl	2005
19	Washington, Rose Bowl	1978
19	Washington, Rose Bowl	1992
19	Tennessee, Citrus Bowl	2002

Opponents

12	Texas, Rose Bowl	2005
10	Colorado State, Holiday Bowl	1994
9	Southern California, Rose Bowl	1948
9	Southern California, Rose Bowl	1979
9	North Carolina, Gator Bowl	1979
9	Florida, Capital One Bowl	2008
9	South Carolina, Outback Bowl	2013
9	South Carolina, Outback Bowl	2018

FEWEST RETURNS

Michigan		
3	North Carolina, Gator Bowl	1979
4	Many games	

Both Teams

6	Southern Cal, Rose Bowl	1977
8	Alabama, Outback Bowl	1997
8	Washington State, Rose Bowl	1998

Opponents

2	Southern California, Rose Bowl	1977
2	Alabama, Outback Bowl	1997
2	Washington State, Rose Bowl	1998

MOST YARDS RETURNED

Michigan		
258	Nebraska, Alamo Bowl	2005
246	Texas, Rose Bowl	2005
225	Mississippi State, Gator Bowl	2011
203	N.C. State, Hall of Fame Bowl	1994
183	Arkansas, Citrus Bowl	1999

Both Teams

469	Texas, Rose Bowl	2005
333	Nebraska, Alamo Bowl	2005
318	N.C. State, Hall of Fame Bowl	1994
282	Mississippi State, Gator Bowl	2011
277	Arkansas, Citrus Bowl	1999

Opponents

223	Texas, Rose Bowl	2005
192	Mississippi, Gator Bowl	1991
182	Alabama, Orange Bowl	2000
164	Nebraska, Fiesta Bowl	1986

FEWEST YARDS RETURNED

Michigan		
25	Washington, Rose Bowl	1981
32	Nebraska, Fiesta Bowl	1986
Both Teams		
58	Brigham Young, Holiday Bowl	1984
88	Oklahoma, Orange Bowl	1976
Opponents		
2	Washington State, Rose Bowl	1998
17	Southern California, Rose Bowl	1977
23	Brigham Young, Holiday Bowl	1984

INTERCEPTIONS**MOST INTERCEPTIONS**

Michigan		
4	N.C. State, Hall of Fame Bowl	1994
4	Mississippi, Gator Bowl	1991
Both Teams		
6	Mississippi, Gator Bowl	1991
5	Colorado State, Holiday Bowl	1994
Opponents		
3	Oklahoma, Orange Bowl	1976
3	UCLA, Rose Bowl	1983
3	Arizona State, Rose Bowl	1987
3	Colorado State, Holiday Bowl	1994

MOST YARDS RETURNED

Michigan		
72	Arkansas, Citrus Bowl	1999
63	N.C. State, Hall of Fame Bowl	1994
48	Washington, Rose Bowl	1978
Both Teams		
120	Arkansas, Citrus Bowl	1999
88	Alabama, Outback Bowl	1997
65	Mississippi, Gator Bowl	1991
Opponents		
88	Alabama, Outback Bowl	1997
64	Southern California, Rose Bowl	1979

FUMBLES**MOST FUMBLES**

Michigan		
4	Southern California, Rose Bowl	1977
4	Tennessee, Citrus Bowl	2002
4	Nebraska, Alamo Bowl	2005
4	Florida, Capital One Bowl	2008
3	Alabama, Outback Bowl	1997
3	Washington, Rose Bowl	1992
3	Southern California, Rose Bowl	2004
3	South Carolina, Outback Bowl	2013
3	South Carolina, Outback Bowl	2018
Both Teams		
9	Stanford, Rose Bowl	1902
8	Nebraska, Fiesta Bowl	1986
7	Tennessee, Citrus Bowl	2002
Opponents		
9	Stanford, Rose Bowl	1902
6	Nebraska, Fiesta Bowl	1986
4	Many games	

FEWEST FUMBLES

Michigan		
0	Washington State, Rose Bowl	1998
0	Washington, Rose Bowl	1981
0	Alabama, Hall of Fame Bowl	1988
0	Colorado State, Holiday Bowl	1994
0	Florida State, Orange Bowl	2016
Both Teams		
1	Arkansas, Citrus Bowl	1999
1	Alabama, Hall of Fame Bowl	1988
1	Mississippi State, Gator Bowl	2011
2	Many games	
Opponents		
0	Washington, Rose Bowl	1978
0	Southern California, Rose Bowl	1990
0	Washington, Rose Bowl	1992
0	Arkansas, Citrus Bowl	1999
0	Nebraska, Alamo Bowl	2005
0	Mississippi State, Gator Bowl	2011

MOST FUMBLES LOST

Michigan		
3	South Carolina, Outback Bowl	2018
2	California, Rose Bowl	1951
2	Southern California, Rose Bowl	1977
2	North Carolina, Gator Bowl	1979
2	Tennessee, Citrus Bowl	2002
2	Nebraska, Alamo Bowl	2005
2	Florida, Capital One Bowl	2008

Both Teams		
5	Stanford, Rose Bowl	1972
5	South Carolina, Outback Bowl	2018
4	Many games	
Opponents		
4	Stanford, Rose Bowl	1972
3	Many games	

FEWEST FUMBLES LOST

Michigan		
0	Many games LAST: Florida State, Orange Bowl	2016
Both Teams		
0	Washington State, Rose Bowl	1998
0	Southern California, Rose Bowl	1970
0	Arizona State, Rose Bowl	1987
0	Southern California, Rose Bowl	1990
0	Washington, Rose Bowl	1992
Opponents		
0	Many games LAST: Mississippi State, Gator Bowl	2011

TURNOVERS**MOST TURNOVERS**

Michigan		
4	California, Rose Bowl	1951
4	North Carolina, Gator Bowl	1979
4	UCLA, Rose Bowl	1983
4	Florida, Capital One Bowl	2008
Both Teams		
9	Mississippi, Gator Bowl	1991
7	Brigham Young, Holiday Bowl	1984
7	Colorado State, Holiday Bowl	1994
Opponents		
6	Brigham Young, Holiday Bowl	1984
6	Mississippi, Gator Bowl	1991
6	N.C. State, Hall of Fame Bowl	1994

FEWEST TURNOVERS

Michigan		
0	Washington, Rose Bowl	1981
0	Nebraska, Fiesta Bowl	1986
0	Alabama, Hall of Fame Bowl	1988
0	Southern California, Rose Bowl	1990
0	Washington, Rose Bowl	1993
0	N. C. State, Hall of Fame Bowl	1994
0	Florida, Outback Bowl	2003
0	Texas, Rose Bowl	2005
Both Teams		
1	Southern California, Rose Bowl	1970
1	Southern California, Rose Bowl	1990
1	Washington, Rose Bowl	1993
1	Southern California, Rose Bowl	2004
Opponents		
0	Southern California, Rose Bowl	1970
0	UCLA, Rose Bowl	1983
0	Arizona State, Rose Bowl	1987
0	Alabama, Orange Bowl	2000
0	Southern California, Rose Bowl	2004

PENALTIES**MOST PENALTIES**

Michigan		
12	Arkansas, Citrus Bowl	1999
11	Brigham Young, Holiday Bowl	1984
11	Colorado State, Holiday Bowl	1994
Both Teams		
28	Alabama, Orange Bowl	2000
23	UCLA, Bluebonnet Bowl	1981
20	Brigham Young, Holiday Bowl	1984
Opponents		
18	Alabama, Orange Bowl	2000
14	UCLA, Bluebonnet Bowl	1981
11	Southern California, Rose Bowl	1989
11	Texas A&M, Alamo Bowl	1995

FEWEST PENALTIES

Michigan		
1	Alabama, Hall of Fame Bowl	1988
2	Many games	
Both Teams		
5	Southern California, Rose Bowl	1948
5	Stanford, Rose Bowl	1972
5	UCLA, Rose Bowl	1983
5	Alabama, Hall of Fame Bowl	1988
5	Southern California, Rose Bowl	2004
5	Southern California, Rose Bowl	2007
Opponents		
1	Southern California, Rose Bowl	1948
2	Southern California, Rose Bowl	1979
2	UCLA, Rose Bowl	1983

MOST YARDS PENALIZED

Michigan		
115	Alabama, Orange Bowl	2000
112	Brigham Young, Holiday Bowl	1984
104	Arkansas, Citrus Bowl	1999
99	UCLA, Bluebonnet Bowl	1981
Both Teams		
247	Alabama, Orange Bowl	2000
242	UCLA, Bluebonnet Bowl	1981
194	Brigham Young, Holiday Bowl	1984
Opponents		
143	UCLA, Bluebonnet Bowl	1981
132	Alabama, Orange Bowl	2000
110	Texas A&M, Alamo Bowl	1995

FEWEST YARDS PENALIZED

Michigan		
5	Alabama, Hall of Fame Bowl	1988
10	Southern California, Rose Bowl	2004
11	Washington, Rose Bowl	1978
Both Teams		
27	UCLA, Rose Bowl	1983
32	Southern California, Rose Bowl	2004
35	Alabama, Hall of Fame Bowl	1988
Opponents		
10	Southern California, Rose Bowl	1948
10	UCLA, Rose Bowl	1983

SCORING

MOST POINTS

Michigan		
49	Stanford, Rose Bowl	1902
49	Southern California, Rose Bowl	1948
45	Arkansas, Citrus Bowl	1999
42	N.C. State, Hall of Fame Bowl	1994
41	Florida, Capital One Bowl	2008
41	Florida, Citrus Bowl	2016
Both Teams		
76	Arkansas, Citrus Bowl	1999
76	Florida, Capital One Bowl	2008
75	Texas, Rose Bowl	2005
69	Washington, Rose Bowl	1993
69	Alabama, Orange Bowl	2000
Opponents		
52	Mississippi State, Gator Bowl	2011
45	Tennessee, Citrus Bowl	2002
38	Texas, Rose Bowl	2005
35	Florida, Capital One Bowl	2008
34	Washington, Rose Bowl	1992

FEWEST POINTS

Michigan		
3	Southern California, Rose Bowl	1970
6	Oklahoma, Orange Bowl	1976
6	Southern California, Rose Bowl	1977
Both Teams		
13	Southern California, Rose Bowl	1970
16	Auburn, Sugar Bowl	1984
Opponents		
0	Stanford, Rose Bowl	1902
0	Southern California, Rose Bowl	1948
3	Mississippi, Gator Bowl	1991

MOST DECISIVE WIN

Michigan		
49	Stanford, Rose Bowl (49-0)	1902
49	Southern California, Rose Bowl (49-0)	1948
35	N.C. State, Hall of Fame Bowl (42-7)	1994

MOST DECISIVE LOSS

Michigan		
38	Mississippi State, Gator Bowl (14-52)	2011
28	Tennessee, Citrus Bowl (17-45)	2002
20	Washington, Rose Bowl (14-34)	1992
17	Kansas State, Buffalo Wild Wings Bowl (14-31)	2013
14	USC, Rose Bowl (14-28)	2004
14	USC, Rose Bowl (18-32)	2007

MOST TOUCHDOWNS

Michigan		
8	Stanford, Rose Bowl	1902
7	Southern California, Rose Bowl	1948
6	N. C. State, Hall of Fame Bowl	1994
6	Arkansas, Citrus Bowl	1999
Both Teams		
10	Arkansas, Citrus Bowl	1999
10	Alabama, Orange Bowl	2000
10	Florida, Capital One Bowl	2008
9	Washington, Rose Bowl	1993
9	Florida, Outback Bowl	2003
9	Texas, Rose Bowl	2005
9	Mississippi State, Gator Bowl	2011
Opponents		
7	Mississippi State, Gator Bowl	2011
5	Tennessee, Citrus Bowl	2002
5	Alabama, Orange Bowl	2000
5	Texas, Rose Bowl	2005
5	Florida, Capital One Bowl	2008
5	South Carolina, Outback Bowl	2013
4	Washington, Rose Bowl	1992
4	Washington, Rose Bowl	1993
4	Arkansas, Citrus Bowl	1999
4	Auburn, Citrus Bowl	2001
4	Florida, Outback Bowl	2003
4	Southern California, Rose Bowl	2004
4	Nebraska, Alamo Bowl	2005
4	Southern California, Rose Bowl	2007
4	Florida State, Orange Bowl	2016

FEWEST TOUCHDOWNS

Michigan		
0	Southern California, Rose Bowl	1970
1	Many games	
Both Teams		
1	Southern California, Rose Bowl	1970
1	Auburn, Sugar Bowl	1984
Opponents		
0	Stanford, Rose Bowl	1902
0	Southern California, Rose Bowl	1948
0	Washington, Rose Bowl	1981
0	Auburn, Sugar Bowl	1984
0	Mississippi, Gator Bowl	1991

MOST POINTS BY QUARTER

FIRST QUARTER

Michigan		
14	Mississippi State, Gator Bowl	2011
10	UCLA, Bluebonnet Bowl	1981
10	Washington, Rose Bowl	1993
10	Colorado State, Holiday Bowl	1994
Both Teams		
24	Mississippi State, Gator Bowl	2011
17	Washington, Rose Bowl	1993
17	Colorado State, Holiday Bowl	1994
17	Texas A&M, Alamo Bowl	1995
Opponents		
17	Florida State, Orange Bowl	2016
14	South Carolina, Outback Bowl	2013
14	Kansas State, Buffalo Wild Wings Bowl	2013
10	Texas A&M, Alamo Bowl	1995
10	Tennessee, Citrus Bowl	2002
10	Mississippi State, Gator Bowl	2011
7	on 10 occasions: Last vs. Florida, Citrus Bowl	2016

SECOND QUARTER

Michigan		
21	N. C. State, Hall of Fame Bowl	1994
21	Arkansas, Citrus Bowl	1999
14	Southern California, Rose Bowl	1948
14	Alabama, Hall of Fame Bowl	1988
14	Auburn, Citrus Bowl	2001
14	Florida, Outback Bowl	2003
14	Texas, Rose Bowl	2005
14	Florida, Capital One Bowl	2008
Both Teams		
31	Arkansas, Citrus Bowl	1999
30	Florida, Outback Bowl	2003
28	Auburn, Citrus Bowl	2001
24	Tennessee, Citrus Bowl	2002
21	Washington, Rose Bowl	1993
21	N.C. State, Hall of Fame Bowl	1994
21	Alabama, Orange Bowl	2000
21	Texas, Rose Bowl	2005
21	Florida, Capital One Bowl	2008
21	Mississippi State, Gator Bowl	2011
Opponents		
21	Mississippi State, Gator Bowl	2011
16	Florida, Outback Bowl	2003
14	Nebraska, Fiesta Bowl	1986
14	Southern California, Rose Bowl	1989
14	Washington, Rose Bowl	1993
14	Alabama, Orange Bowl	2000
14	Auburn, Citrus Bowl	2001
14	Tennessee, Citrus Bowl	2002

THIRD QUARTER

Michigan		
24	Nebraska, Fiesta Bowl	1986
21	Mississippi, Gator Bowl	1991
21	N.C. State, Hall of Fame Bowl	1994
21	Alabama, Orange Bowl	2000
Both Teams		
35	Alabama, Orange Bowl	2000
28	N.C. State, Hall of Fame Bowl	1994
24	Nebraska, Fiesta Bowl	1986
24	Washington, Rose Bowl	1993
24	Texas, Rose Bowl	2005
Opponents		
16	Southern California, Rose Bowl	2007
14	Arkansas, Citrus Bowl	1999
14	Alabama, Orange Bowl	2000
14	Southern California, Rose Bowl	2004
14	Florida, Capital One Bowl	2008
14	Mississippi State, Gator Bowl	2011

FOURTH QUARTER

Michigan		
21	Southern California, Rose Bowl	1948
21	Arkansas, Citrus Bowl	1999
20	UCLA, Bluebonnet Bowl	1981
Both Teams		
28	Arkansas, Citrus Bowl	1999
28	Southern California, Rose Bowl	2007
27	UCLA, Bluebonnet Bowl	1981
23	Texas, Rose Bowl	2005
22	Alabama, Outback Bowl	1997
22	Nebraska, Alamo Bowl	2005
Opponents		
17	Texas, Rose Bowl	2005
15	Alabama, Hall of Fame Bowl	1988
15	Nebraska, Alamo Bowl	2005
14	Alabama, Outback Bowl	1997
14	Tennessee, Citrus Bowl	2002

MOST POINTS BY HALF

FIRST HALF

Michigan

21	Southern California, Rose Bowl	1948
21	N.C. State, Hall of Fame Bowl	1994
21	Auburn, Citrus Bowl	2001
21	Florida, Outback Bowl	2003
21	Florida, Capital One Bowl	2008

Both Teams

45	Gator Bowl, Gator Bowl	2011
38	Washington, Rose Bowl	1993
37	Florida, Outback Bowl	2003
35	Auburn, Citrus Bowl	2001
35	Florida, Capital One Bowl	2008

Opponents

31	Mississippi State, Gator Bowl	2011
24	Tennessee, Citrus Bowl	2002
21	Washington, Rose Bowl	1993
21	South Carolina, Outback Bowl	2013
21	Kansas State, Buffalo Wild Wings Bowl	2013
20	Florida State, Orange Bowl	2016

SECOND HALF

Michigan

32	Stanford, Rose Bowl	1902
28	Southern California, Rose Bowl	1948
26	Florida State, Orange Bowl	2016
24	Florida, Citrus Bowl	2016
24	Nebraska, Fiesta Bowl	1986

Both Teams

47	Texas, Rose Bowl	2005
44	Southern California, Rose Bowl	2007
41	Florida, Capital One Bowl	2008
39	Florida State, Orange Bowl	2016
37	UCLA, Bluebonnet Bowl	1981

Opponents

29	Southern California, Rose Bowl	2007
24	Texas, Rose Bowl	2005
23	South Carolina, Outback Bowl	2018
21	Alabama, Hall of Fame Bowl	1988
21	Washington, Rose Bowl	1992
21	Tennessee, Citrus Bowl	2002
21	Florida, Capital One Bowl	2008
21	Mississippi State, Gator Bowl	2011

POINT AFTER TOUCHDOWN

MOST PAT SCORED

Michigan

7	Southern California, Rose Bowl	1948
6	N.C. State, Hall of Fame Bowl	1994
5	Alabama, Orange Bowl	2001
5	Florida, Outback Bowl	2003
5	Florida, Capital One Bowl	2008
5	Florida, Citrus Bowl	2016

Both Teams

10	Florida, Capital One Bowl	2008
9	Washington, Rose Bowl	1993
9	Alabama, Orange Bowl	2000
9	Texas, Rose Bowl	2005
9	Mississippi State, Gator Bowl	2011

Opponents

7	Mississippi State, Gator Bowl	2011
6	Tennessee, Citrus Bowl	2002
5	Texas, Rose Bowl	2005
5	Florida, Capital One Bowl	2008
4	Washington, Rose Bowl	1993
4	Alabama, Orange Bowl	2000
4	Auburn, Citrus Bowl	2001

FEWEST PAT CONVERSIONS

Michigan

0	Many games LAST: Kansas State, Buffalo Wild Wings Bowl	2013
---	---	------

Both Teams

1	Southern California, Rose Bowl	1970
1	Auburn, Sugar Bowl	1984

Opponents

0	Many games LAST: Alabama, Outback Bowl	1997
---	---	------

MOST TWO-POINT CONVERSIONS

Michigan

2	Florida State, Orange Bowl	2016
1	Arizona State, Rose Bowl	1987
1	Alabama, Outback Bowl	1997
1	Southern California, Rose Bowl	2007
1	Kansas State, Buffalo Wild Wings Bowl	2013

Both Teams

2	Florida State, Orange Bowl	2016
1	Arizona State, Rose Bowl	1987
1	Alabama, Hall of Fame Bowl	1988
1	Alabama, Outback Bowl	1997
1	Nebraska, Alamo Bowl	2005
1	Southern California, Rose Bowl	2007
1	Virginia Tech, Sugar Bowl	2012

Opponents

1	Alabama, Hall of Fame Bowl	1988
1	Washington, Rose Bowl	1992
1	Nebraska, Alamo Bowl	2005
1	Virginia Tech, Sugar Bowl	2012

MOST TWO-PT CONVERSIONS ATT.

Michigan

3	Florida State, Orange Bowl	2016
2	Oregon State, Rose Bowl	1965
2	Southern California, Rose Bowl	1989
2	South Carolina, Outback Bowl	2013

Both Teams

4	South Carolina, Outback Bowl	2013
2	Oregon State, Rose Bowl	1965
2	Arizona State, Rose Bowl	1987
2	Southern California, Rose Bowl	1989
3	Florida State, Orange Bowl	2016

Opponents

2	South Carolina, Outback Bowl	2013
1	Arizona State, Rose Bowl	1987
1	Alabama, Hall of Fame Bowl	1988
1	Washington, Rose Bowl	1992
1	Nebraska, Alamo Bowl	2005
1	Virginia Tech, Sugar Bowl	2012
1	South Carolina, Outback Bowl	2018

SAFETIES

MOST SAFETIES

Michigan

1	Stanford, Rose Bowl	1972
---	---------------------	------

Both Teams

1	Stanford, Rose Bowl	1972
1	Nebraska, Fiesta Bowl	1986

Opponents

1	Nebraska, Fiesta Bowl	1986
---	-----------------------	------

FIELD GOALS

MOST FIELD GOALS

Michigan

4	South Carolina, Outback Bowl	2018
3	South Carolina, Outback Bowl	2013
3	Virginia Tech, Sugar Bowl	2012
3	Texas, Rose Bowl	2005
3	Florida State, Orange Bowl	2016
2	Florida, Citrus Bowl	2016
2	Nebraska, Fiesta Bowl	1986
2	Texas A&M, Alamo Bowl	1995
2	Alabama, Outback Bowl	1997
2	Florida, Capital One Bowl	2008
2	Kansas State, Buffalo Wild Wings Bowl	2013

Both Teams

7	Virginia Tech, Sugar Bowl	2012
7	Texas A&M, Alamo Bowl	1995
6	South Carolina, Outback Bowl	2018
5	Florida State, Orange Bowl	2016
4	Texas, Rose Bowl	2005

Opponents

5	Texas A&M, Alamo Bowl	1995
4	Virginia Tech, Sugar Bowl	2012
3	Auburn, Sugar Bowl	1984
3	Arizona State, Rose Bowl	1987

MOST FIELD GOALS ATT. (Since 1964)

Michigan

4	South Carolina, Outback Bowl	2013
3	South Carolina, Outback Bowl	2013
3	Virginia Tech, Sugar Bowl	2012
3	Southern California, Rose Bowl	1989
3	Alabama, Outback Bowl	1997
3	Texas, Rose Bowl	2005
3	Florida State, Orange Bowl	2016

Both Teams

8	Virginia Tech, Sugar Bowl	2012
8	Texas A&M, Alamo Bowl	1995
7	South Carolina, Outback Bowl	2018
6	Stanford, Rose Bowl	1972
5	Florida State, Orange Bowl	2016

Opponents

6	Texas A&M, Alamo Bowl	1995
5	Virginia Tech, Sugar Bowl	2012
4	Stanford, Rose Bowl	1972
4	North Carolina, Gator Bowl	1979
4	Auburn, Sugar Bowl	1984
4	Arizona State, Rose Bowl	1987